



DC COMPONENTS CO., LTD.

RECTIFIER SPECIALISTS

AB05S
THRU
AB10S

TECHNICAL SPECIFICATIONS OF SURFACE MOUNT GLASS PASSIVATED BRIDGE RECTIFIER

VOLTAGE RANGE - 50 to 1000 Volts

CURRENT - 0.8 Ampere

FEATURES

- * High surge current capability
- * Ideal for printed circuit board
- * Glass passivated junction

MECHANICAL DATA

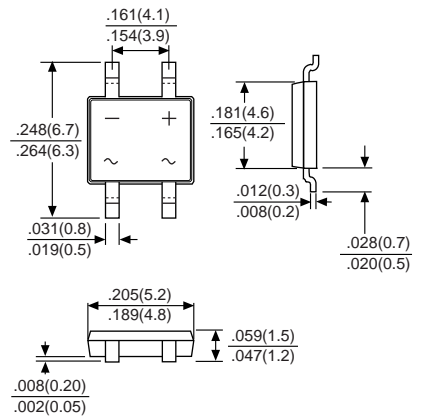
- * Case: Molded plastic
- * Epoxy: UL 94V-0 rate flame retardant
- * Terminals: MIL-STD-202E, Method 208 guaranteed
- * Polarity: Symbols molded or marked on body
- * Mounting position: Any
- * Weight: 0.09 gram

MAXIMUM RATINGS AND ELECTRICAL CHARACTERISTICS

Ratings at 25 °C ambient temperature unless otherwise specified.
Single phase, half wave, 60 Hz, resistive or inductive load.
For capacitive load, derate current by 20%.



ABS



Dimensions in inches and (millimeters)

	SYMBOL	AB05S	AB1S	AB2S	AB4S	AB6S	AB8S	AB10S	UNITS
Maximum Recurrent Peak Reverse Voltage	V _{RRM}	50	100	200	400	600	800	1000	Volts
Maximum RMS Bridge Input Voltage	V _{RMS}	35	70	140	280	420	560	700	Volts
Maximum DC Blocking Voltage	V _{DC}	50	100	200	400	600	800	1000	Volts
Maximum Average Forward Output Current at T _A = 50 °C (Note 1)	I _O	0.8							Amps
Peak Forward Surge Current 8.3 ms single half sine-wave superimposed on rated load (JEDEC Method)	I _{FSM}	25							Amps
Maximum DC Forward Voltage Drop per Bridge Element at 0.8A DC	V _F	1.1							Volts
Maximum Reverse Current at rated DC Blocking Voltage per element	@T _A = 25°C	5.0							μAmps
	@T _A = 125°C	100							
Typical Junction Capacitance (Note 2)	C _J	13							pF
Typical Thermal Resistance (Note 3)	R _{θJA}	85							°C/W
Operating and Storage Temperature Range	T _{J,TSTG}	-50 to + 150							°C

- NOTES: 1. Mounted on P.C. board with 4x(5x5mm²) copper pad.
2. Measured at 1.0 MHZ and applied reverse voltage of 4.0V DC.
3. Thermal resistance junction to ambient.

RATING AND CHARACTERISTIC CURVES (AB05S THRU AB10S)

FIG. 1 - MAXIMUM NON-REPETITIVE SURGE CURRENT

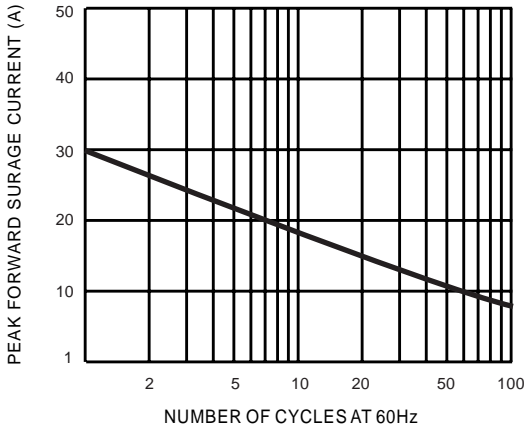


FIG. 2 - DERATING CURVE FOR OUTPUT RECTIFIED CURRENT

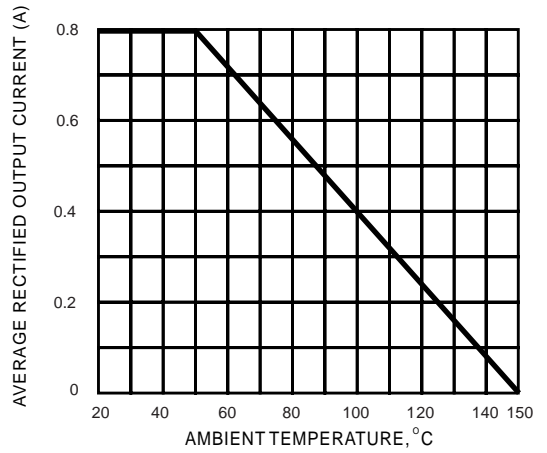


FIG. 3 - TYPICAL FORWARD CHARACTERISTICS

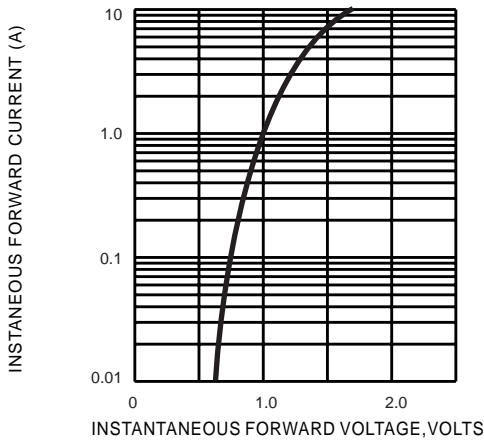
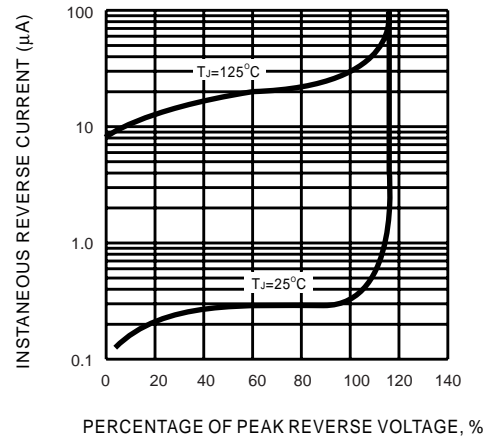


FIG. 4 - TYPICAL REVERSE CHARACTERISTICS



DC COMPONENTS CO., LTD.

X-ON Electronics

Largest Supplier of Electrical and Electronic Components

Click to view similar products for [Bridge Rectifiers](#) category:

Click to view products by [DC Components](#) manufacturer:

Other Similar products are found below :

[MB2510](#) [MB356G](#) [MB358G](#) [MP358-BP](#) [GBJ1504-BP](#) [GBU15J-BP](#) [GBU15K-BP](#) [GBU4A-BP](#) [GBU4D-BP](#) [GBU6B-E3/45](#) [GSIB680-E3/45](#)
[DB101-BP](#) [DF01](#) [DF10SA-E345](#) [BU1508-E3/45](#) [KBPC50-10S](#) [RS405GL-BP](#) [G5SBA60-E3/51](#) [GBJ1502-BP](#) [GBU10J-BP](#) [GBU4J-BP](#)
[GBU6M](#) [GBU8D-BP](#) [GBU8J-BP](#) [GSIB1520-E3/45](#) [2KBB10](#) [36MB140A](#) [TB102M](#) [MB1510](#) [MB258](#) [MB6M-G](#) [MB86](#) [TL401G](#)
[MDA920A2](#) [TU602](#) [TU810](#) [BR1005-BP](#) [BR101-BP](#) [BR84DTP204](#) [BU2006-E3/45](#) [BU2008-E3/51](#) [36MB100A](#) [36MT160](#) [36MT60](#)
[KBPC25-02](#) [VS-2KBB60](#) [DBB08G-TM-E](#) [DBD250G](#) [DBF20G](#) [DF06SA-E345](#)