



**DC COMPONENTS CO., LTD.**  
RECTIFIER SPECIALISTS

**DL4728A  
THRU  
DL4764A**

**TECHNICAL SPECIFICATIONS OF GLASS SILICON ZENER**

**FEATURES**

- \* Voltage Range: 3.3V to 100V
- \* Double slug type construction

**MECHANICAL DATA**

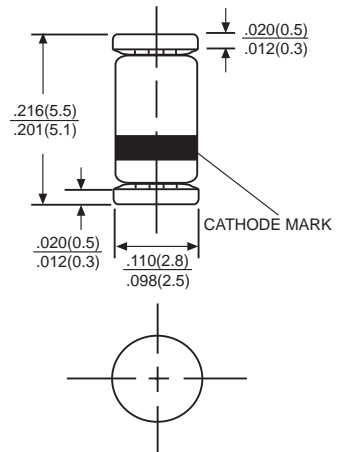
- \* Case: Glass sealed case
- \* Terminals: Solder plated, solderable per MIL-STD-750, Method 2026
- \* Polarity: Color band denotes cathode end
- \* Mounting position: Any
- \* Weight: 0.35 gram

**MAXIMUM RATINGS AND ELECTRICAL CHARACTERISTICS**

Rating at 25°C ambient temperature unless otherwise specified.  
Single phase, half wave, 60 Hz, resistive or inductive load.  
For capacitive load, derate current by 20%.



**DL-41**



Dimensions in inches and (millimeters)

	SYMBOL	VALUE	UNIT
Zener Current see Table "Characteristics"			
Power Dissipation at Tamb=25°C	P <sub>tot</sub>	1 <sup>(1)</sup>	W
Junction Temperature	T <sub>j</sub>	175	°C
Storage Temperature Range	T <sub>stg</sub>	-55 to +200	°C
Thermal Resistance Junction to Ambient Air	R <sub>thA</sub>	- - 170 <sup>(1)</sup>	K/mW Typ. Min. Max.
Forward Voltage at I <sub>F</sub> =200mA	V <sub>F</sub>	- - 1.2	Volts Typ. Min. Max.

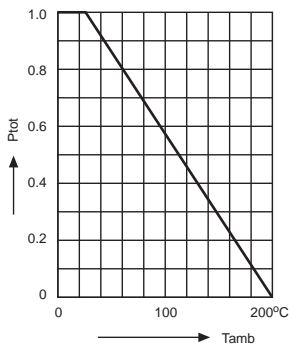
1) Valid Provided that leads are kept at ambient temperature at a distance of 10 mm from case.

NOTE: Suffix "A" indicates Zener Voltage Tolerance ± 5%

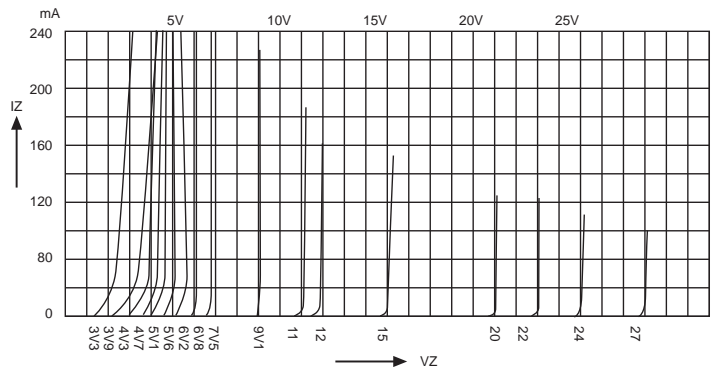
# RATING AND CHARACTERISTIC CURVES (DL4728A THRU DL4764A)

TYPE	Nominal Zener Voltage VZ@IZT	Test Current IZT	Maximum Zener Impedance		IZK	Maximum Reverse Leakage Current		Max. Surge Current IR	Maximum Regulator Current IZM
			ZZT@IZT	ZZT@IZK		IR	@VR		
			Ohms	Ohms		μA	Volts		
DL4728A	3.3	76	10	400	1.0	100	1.0	1380	276
DL4729A	3.6	69	10	400	1.0	100	1.0	1260	252
DL4730A	3.9	64	9.0	400	1.0	50	1.0	1170	234
DL4731A	4.3	58	9.0	400	1.0	10	1.0	1085	217
DL4732A	4.7	53	8.0	500	1.0	10	1.0	965	193
DL4733A	5.1	49	7.0	550	1.0	10	1.0	890	178
DL4734A	5.6	45	5.0	600	1.0	10	2.0	810	162
DL4735A	6.2	41	2.0	700	1.0	10	3.0	730	146
DL4736A	6.8	37	3.5	700	1.0	10	4.0	660	133
DL4737A	7.5	34	4.0	700	0.5	10	5.0	605	121
DL4738A	8.2	31	4.5	700	0.5	10	6.0	550	110
DL4739A	9.1	28	5.0	700	0.5	10	7.0	500	100
DL4740A	10	25	7.0	700	0.25	10	7.6	454	91
DL4741A	11	23	8.0	700	0.25	5.0	8.4	414	83
DL4742A	12	21	9.0	700	0.25	5.0	9.1	380	76
DL4743A	13	19	10	700	0.25	5.0	9.9	344	69
DL4744A	15	17	14	700	0.25	5.0	11.4	304	61
DL4745A	16	15.5	16	700	0.25	5.0	12.2	285	57
DL4746A	18	14	20	750	0.25	5.0	13.7	250	50
DL4747A	20	12.5	22	750	0.25	5.0	15.2	225	45
DL4748A	22	11.5	23	750	0.25	5.0	16.7	205	41
DL4749A	24	10.5	25	750	0.25	5.0	18.2	190	38
DL4750A	27	9.5	35	750	0.25	5.0	20.6	170	34
DL4751A	30	8.5	40	1000	0.25	5.0	22.8	150	30
DL4752A	33	7.5	45	1000	0.25	5.0	25.1	135	27
DL4753A	36	7.0	50	1000	0.25	5.0	27.4	125	25
DL4754A	39	6.5	60	1000	0.25	5.0	29.7	115	23
DL4755A	43	6.0	70	1500	0.25	5	32.7	110	22
DL4756A	47	5.5	80	1500	0.25	5	35.8	95	19
DL4757A	51	5.0	95	1500	0.25	5	38.8	90	18
DL4758A	56	4.5	110	2000	0.25	5	42.6	80	16
DL4759A	62	4.0	125	2000	0.25	5	47.1	70	14
DL4760A	68	3.7	150	2000	0.25	5	51.7	65	13
DL4761A	75	3.3	175	2000	0.25	5	56.0	60	12
DL4762A	82	3.0	200	2000	0.25	5	62.2	55	11
DL4763A	91	2.8	250	2000	0.25	5	69.2	50	10
DL4764A	100	2.5	350	2000	0.25	5	76.0	45	9

Admissible power dissipation  
versus ambient temperature  
Valid provided that leads are kept at ambient  
W temperature at distance of 10mm from case



## Breakdown characteristics DL47-SERIES



## Disclaimer

Any Customer or user of this document or products described herein in such applications shall assume all risks of such use and will agree to hold *DC COMPONENTS* harmless against all damages.

*DC COMPONENTS* disclaims any and all liability arising out of the application or use of any product, including consequential or incidental damages. Statement regarding the suitability of products for certain types of applications are based on *DC COMPONENTS*'s knowledge of typical requirements that are often placed on *DC COMPONENTS* products in generic applications. Such statements are not binding statements about the suitability of products for a particular application. It is the customer's responsibility to validate that a particular product with the properties described in the product specification is suitable for use in a particular application.

*DC COMPONENTS* reserve the right to make modifications, enhancements, improvements, corrections or other changes without further notice to this document and any product described herein, and disclaim any and all liability for any errors, inaccuracies or incompleteness contained in any datasheet or in any other disclosure relating to any product. Parameters provided in datasheets and specifications may vary in different applications and performance may vary over time. All operating parameters, including typical parameters, must be validated for each customer application by the customer's technical experts. Product specifications do not expand or otherwise modify *DC COMPONENTS*'s terms and conditions of purchase, including but not limited to the warranty expressed therein.

Unless otherwise in writing, *DC COMPONENTS* products are intended for use as general electronic components in standard applications ( eg: Consumer electronic, Computer equipment, Office equipment, etc.), and not recommended for use in a high specific application where a failure or malfunction of the device could result in human injury or death ( eg: Aerospace equipment, Submarine cables, Combustion equipment, Safety devices, Life support systems, etc.)

Customers using or selling *DC COMPONENTS* products not expressly indicated for use in such applications do so at their own risk. If customer intended to use *DC COMPONENTS* standard quality grade devices for applications not envisioned by *DC COMPONENTS*, please contact our sales representatives in advance.



*DC COMPONENTS CO., LTD.*

## X-ON Electronics

Largest Supplier of Electrical and Electronic Components

*Click to view similar products for [Zener Diodes](#) category:*

*Click to view products by [DC Components](#) manufacturer:*

Other Similar products are found below :

[DL5234B](#) [1N4682](#) [1N4691](#) [1N4693](#) [1N4732A](#) [1N4733A-TR](#) [1N4736A](#) [1N4750A](#) [1N4759ARL](#) [1N5241B](#) [1N5365B](#) [1N5369B](#) [1N747A](#)  
[1N959B](#) [1N964B](#) [1N966B](#) [1N968B](#) [1N972B](#) [NTE5121A](#) [NTE5147A](#) [NTE5152A](#) [NTE5155A](#) [NTE5164A](#) [JANS1N4974US](#) [1N4692](#)  
[1N4700](#) [1N4702](#) [1N4704](#) [1N4711](#) [1N4714](#) [1N4737A](#) [1N4745ARL](#) [1N4752A](#) [1N4752ARL](#) [1N4760ARL](#) [1N5221B](#) [1N5236B](#) [1N5241BTR](#)  
[1N5242BTR](#) [1N5350B](#) [1N5352B](#) [1N961BRR1](#) [1N964BRL](#) [RKZ5.1BKU#P6](#) [3SMAJ5950B-TP](#) [3SMAJ5953B-TP](#) [3SMBJ5925B-TP](#)  
[TDZTR24](#) [441774C](#) [MMSZ5232BQ-13-F](#)