



*DC COMPONENTS CO., LTD.*

RECTIFIER SPECIALISTS

S1AF  
THRU  
S1MF

**TECHNICAL SPECIFICATIONS OF GENERAL PURPOSE SILICON RECTIFIER**

**VOLTAGE RANGE - 50 to 1000 Volts**

**CURRENT - 1.0 Ampere**

**FEATURES**

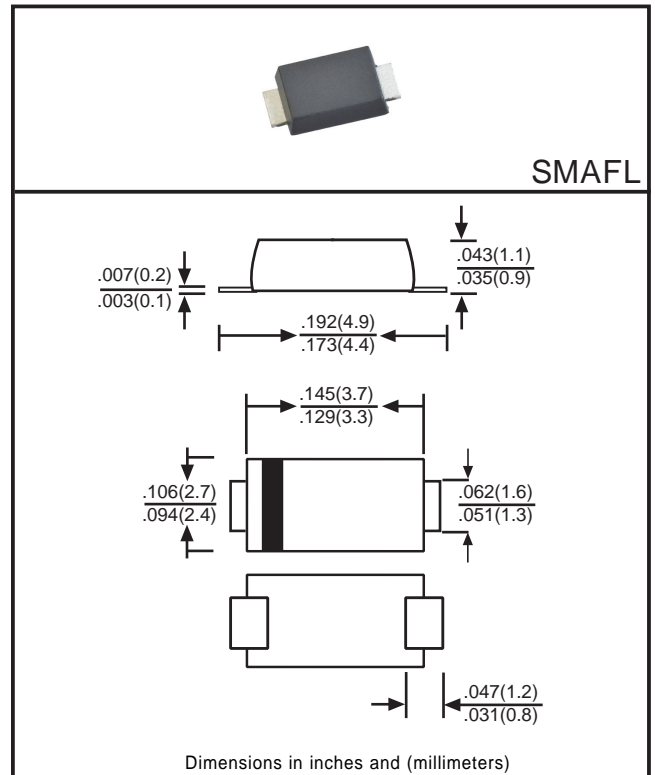
- \* Ideal for surface mounted applications
- \* Glass passivated junction
- \* Low leakage current

**MECHANICAL DATA**

- \* Case: Molded plastic
- \* Epoxy: UL 94V-0 rated flame retardant
- \* Lead: MIL-STD-202E, Method 208 guaranteed
- \* Polarity: Color band denotes cathode end
- \* Mounting position: Any
- \* Weight: 0.03 gram approx.

**MAXIMUM RATINGS AND ELECTRICAL CHARACTERISTICS**

Ratings at 25°C ambient temperature unless otherwise specified.  
Single phase, half wave, 60Hz, resistive or inductive load.  
For capacitive load, derate current by 20%.



	SYMBOL	S1AF	S1BF	S1DF	S1GF	S1JF	S1KF	S1MF	UNITS
Maximum Recurrent Peak Reverse Voltage	$V_{RRM}$	50	100	200	400	600	800	1000	Volts
Maximum RMS Voltage	$V_{RMS}$	35	70	140	280	420	560	700	Volts
Maximum DC Blocking Voltage	$V_{DC}$	50	100	200	400	600	800	1000	Volts
Maximum Average Forward Rectified Current at $T_A = 65^\circ C$	$I_O$	1.0							Amps
Peak Forward Surge Current 8.3 ms single half sine-wave superimposed on rated load (JEDEC Method)	$I_{FSM}$	30							Amps
Maximum Instantaneous Forward Voltage at 1.0A DC	$V_F$	1.1							Volts
Maximum DC Reverse Current at Rated DC Blocking Voltage	@ $T_A=25^\circ C$	5.0							$\mu$ Amps
	@ $T_A=100^\circ C$	50							
Typical Junction Capacitance (Note 1)	$C_J$	15							pF
Typical Thermal Resistance (Note 2)	$R_{\theta JA}$	105							$^\circ C/W$
Operating and Storage Temperature Range	$T_J, T_{STG}$	-55 to +150							$^\circ C$

Note 1: Measured at 1 MHz and applied reverse voltage of 4.0 volts.

Note 2: Typical thermal resistance from junction to ambient.

# RATING AND CHARACTERISTIC CURVES (S1AF THRU S1MF)

FIG. 1  
TYPICAL FORWARD CURRENT  
DERATING CURVE

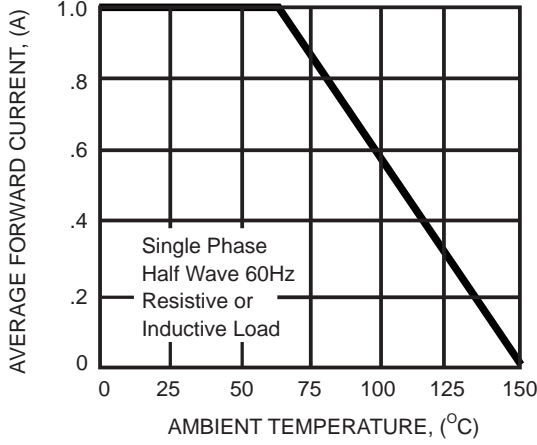


FIG. 2  
MAXIMUM NON-REPETITIVE FORWARD  
SURGE CURRENT

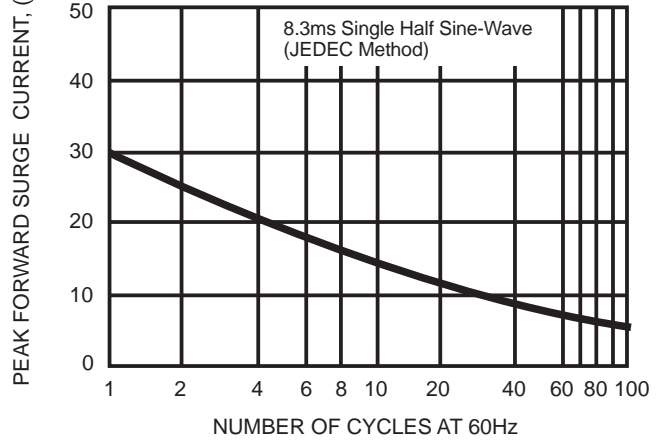


FIG. 3  
TYPICAL INSTANTANEOUS  
FORWARD CHARACTERISTICS

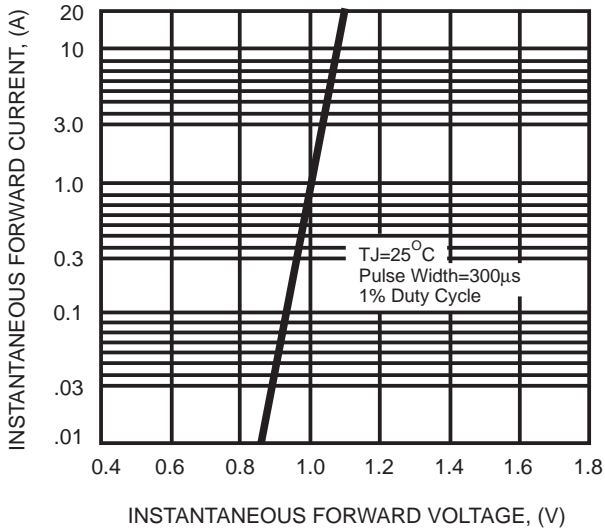


FIG. 4  
TYPICAL REVERSE CHARACTERISTICS

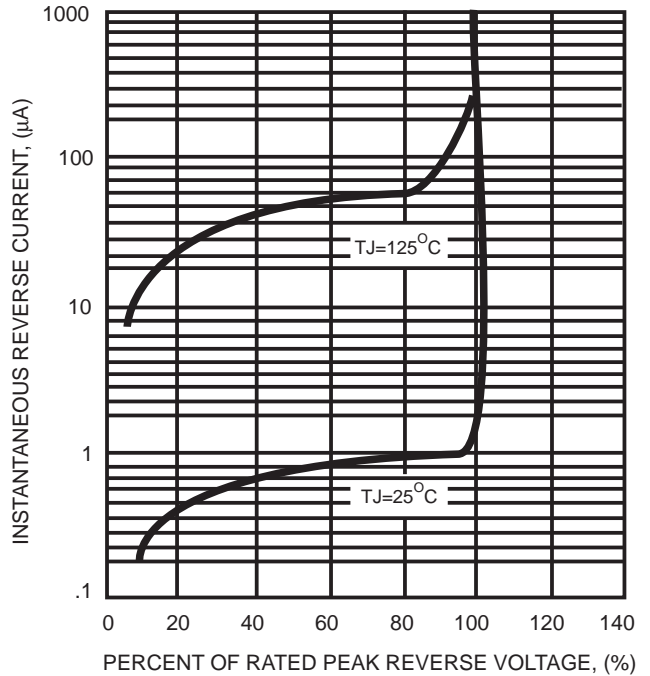
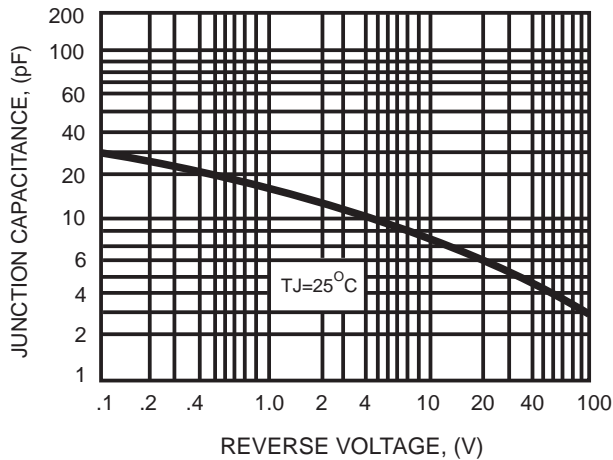


FIG. 5  
TYPICAL JUNCTION CAPACITANCE



## Disclaimer

Any Customer or user of this document or products described herein in such applications shall assume all risks of such use and will agree to hold *DC COMPONENTS* harmless against all damages.

*DC COMPONENTS* disclaims any and all liability arising out of the application or use of any product, including consequential or incidental damages. It is the customer's responsibility to validate that a particular product with the properties described in the product specification is suitable for use in a particular application.

*DC COMPONENTS* reserve the right to make modifications, enhancements, improvements, corrections or other changes without further notice to this document and any product described herein, and disclaim any and all liability for any errors, inaccuracies or incompleteness contained in any datasheet or in any other disclosure relating to any product.

Unless otherwise in writing, *DC COMPONENTS* products are intended for use as general electronic components in standard applications ( eg: Consumer electronic, Computer equipment, Office equipment, etc.), and not recommended for use in a high specific application where a failure or malfunction of the device could result in human injury or death ( eg: Aerospace equipment, Submarine cables, Combustion equipment, Safety devices, Life support systems, etc.)

Customers using or selling *DC COMPONENTS* products not expressly indicated for use in such applications do so at their own risk. If customer intended to use *DC COMPONENTS* standard quality grade devices for applications not envisioned by *DC COMPONENTS*, please contact our sales representatives in advance.



*DC COMPONENTS CO., LTD.*

## X-ON Electronics

Largest Supplier of Electrical and Electronic Components

*Click to view similar products for* [Diodes - General Purpose, Power, Switching category:](#)

*Click to view products by* [DC Components manufacturer:](#)

Other Similar products are found below :

[RD0306T-H](#) [BAV17-TR](#) [BAV19-TR](#) [1N3611](#) [NTE156A](#) [NTE571](#) [NTE574](#) [NTE5804](#) [NTE5806](#) [NTE6244](#) [1SS181-TP](#) [1SS193,LF](#)  
[1SS400CST2RA](#) [SDAA13](#) [SHN2D02FUTW1T1G](#) [LS4151GS08](#) [1N4449](#) [1N456A](#) [1N4934-E3/73](#) [1N914B](#) [1N914BTR](#) [RFUH20TB3S](#)  
[BAW56DWQ-7-F](#) [BAW75-TAP](#) [MM230L-CAA](#) [IDW40E65D1](#) [JAN1N3600](#) [LL4151-GS18](#) [053684A](#) [SMMSD4148T3G](#) [707803H](#)  
[NSVDAN222T1G](#) [SP000010217](#) [CDSZC01100-HF](#) [BAV199E6433HTMA1](#) [BAV70M3T5G](#) [SMBT2001T1G](#) [NTE5801](#) [NTE5800](#)  
[NTE5808](#) [NTE6240](#) [NTE6248](#) [BAS28-7](#) [BAW56HDW-13](#) [BAS28 TR](#) [VS-HFA04SD60STR-M3](#) [NSVM1MA152WKT1G](#) [BAV99TQ-13-F](#)  
[BAS21DWA-7](#) [P600K](#)