



DC COMPONENTS CO., LTD.

RECTIFIER SPECIALISTS

SMB5920B
THRU
SMB5956B

TECHNICAL SPECIFICATIONS OF SURFACE MOUNT SILICON ZENER DIODES

VOLTAGE RANGE - 6.2 to 200 Volts

POWER - 1.5 Watts

FEATURES

- * Voltage Range:6.2V to 200V
- * Build-in strain relief
- * Glass passivated junction
- * Low inductance
- * Excellent clamping capability
- * Low profile package

MECHANICAL DATA

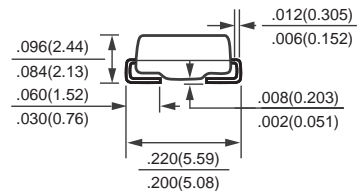
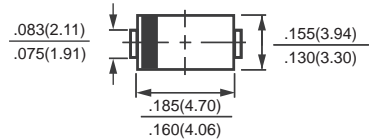
- * Case: Molded plastic
- * Epoxy: UL 94V-0 rate flame retardant
- * Terminals:Solder plated, solderable per MIL-STD-750, Method 2026
- * Polarity:As Marked
- * Mounting position: Any
- * Weight: 0.093 gram

MAXIMUM RATINGS AND ELECTRICAL CHARACTERISTICS

Ratings at 25 °C ambient temperature unless otherwise specified.
Single phase, half wave, 60 Hz, resistive or inductive load.
For capacitive load, derate current by 20%.



SMB(DO-214AA)



Dimensions in inches(millimeters)

	SYMBOL	VALUE	UNITS
Zener Current see Table "Characteristics"			
Power Dissipation (Notes 1) at Tamb=25°C	Ptot	1.5	W
Peak Forward Surge Current, 8.3ms single half sine-wave superimposed on rated load (JEDEC Method) (Notes 2)	IFSM	10	Amps
Maximum Forward Voltage at IF=200mA	VF	1.5	Volts
Operating and Storage Temperature	TJ,Tstg	-55 to + 150	°C

Notes: 1. Mounted on 5.0mm² (.013mm thick) land areas.

2. Measured on 8.3ms, single half sine-wave or equivalent square wave, duty cycle = 4 pulses per minute maximum.

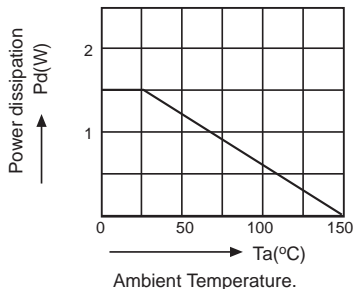


Fig. 1 - changes in the power dissipation due to the ambient temperature.

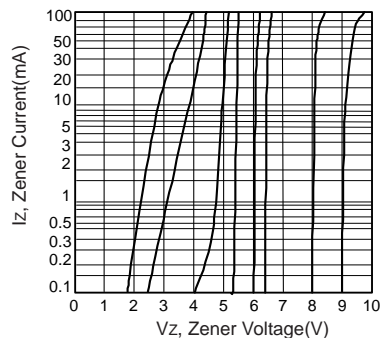


Fig. 2 - Vz=3.9 Thru 10 Volts

RATING AND CHARACTERISTIC CURVES (SMB5920B THRU SMB5956B)

TYPE	Nominal Zener Voltage $V_Z@I_{ZT}$	Zener Test Current I_{ZT} mA	Maximum Zener Impedance		I_{ZK} mA	Maximum Reverse Leakage Current		Maximum Regulator Current I_{ZM} mA
			$Z_{ZT}@I_{ZT}$ Ohms	$Z_{ZK}@I_{ZK}$ Ohms		I_R μ A	@ V_R Volts	
SMB5920B	6.2	60.5	2.0	200	1.00	2.5	4.0	240.0
SMB5921B	6.8	55.1	2.5	200	1.00	2.5	5.2	220.0
SMB5922B	7.5	50.0	3.0	400	0.50	2.5	6.0	200.0
SMB5923B	8.2	45.7	3.5	400	0.50	2.5	6.5	182.0
SMB5924B	9.1	41.2	4.0	500	0.50	2.5	7.0	164.0
SMB5925B	10.0	37.5	4.5	500	0.25	2.5	8.0	150.0
SMB5926B	11.0	34.1	5.5	550	0.25	0.5	8.4	136.0
SMB5927B	12.0	31.2	6.5	550	0.25	0.5	9.1	125.0
SMB5928B	13.0	28.8	7.0	550	0.25	0.5	9.9	115.0
SMB5929B	15.0	25.0	9.0	600	0.25	0.5	11.4	100.0
SMB5930B	16.0	23.4	10.0	600	0.25	0.5	12.2	93.0
SMB5931B	18.0	20.8	12.0	650	0.25	0.5	13.7	83.0
SMB5932B	20.0	18.7	14.0	650	0.25	0.5	15.2	75.0
SMB5933B	22.0	17.0	17.5	650	0.25	0.5	16.7	68.0
SMB5934B	24.0	15.6	19.0	700	0.25	0.5	18.2	62.0
SMB5935B	27.0	13.9	23.0	700	0.25	0.5	20.6	55.0
SMB5936B	30.0	12.5	26.0	750	0.25	0.5	22.8	50.0
SMB5937B	33.0	11.4	33.0	800	0.25	0.5	25.1	45.0
SMB5938B	36.0	10.4	38.0	850	0.25	0.5	27.4	41.0
SMB5939B	39.0	9.6	45.0	900	0.25	0.5	29.7	38.0
SMB5940B	43.0	8.7	53.0	950	0.25	0.5	32.7	34.0
SMB5941B	47.0	8.0	67.0	1000	0.25	0.5	35.8	31.0
SMB5942B	51.0	7.3	70.0	1100	0.25	0.5	38.8	29.0
SMB5943B	56.0	6.7	86.0	1300	0.25	0.5	42.6	26.0
SMB5944B	62.0	6.0	100.0	1500	0.25	0.5	47.1	24.0
SMB5945B	68.0	5.5	120.0	1700	0.25	0.5	51.7	22.0
SMB5946B	75.0	5.0	140.0	2000	0.25	0.5	56.0	20.0
SMB5947B	82.0	4.6	160.0	2500	0.25	0.5	62.2	18.0
SMB5948B	91.0	4.1	200.0	3000	0.25	0.5	69.2	16.0
SMB5949B	100.0	3.7	250.0	3100	0.25	0.5	76.0	15.0
SMB5950B	110.0	3.4	300.0	4000	0.25	0.5	83.6	13.0
SMB5951B	120.0	3.1	380.0	4500	0.25	0.5	91.2	12.0
SMB5952B	130.0	2.9	450.0	5000	0.25	0.5	98.8	11.0
SMB5953B	150.0	2.5	600.0	6000	0.25	0.5	114.0	10.0
SMB5954B	160.0	2.3	700.0	6500	0.25	0.5	121.6	9.0
SMB5955B	180.0	2.1	900.0	7000	0.25	0.5	136.8	8.0
SMB5956B	200.0	1.9	1900.0	9990	0.25	0.5	152.0	7.0

NOTE: Standard Zener Voltage Tolerance \pm 5%

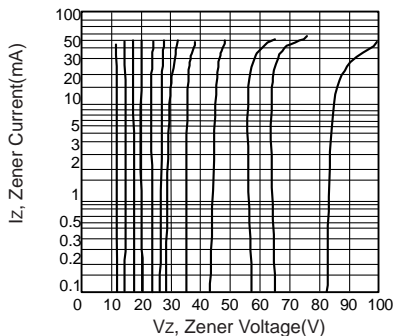


Fig. 3 - $V_Z=12$ Thru 82 Volts

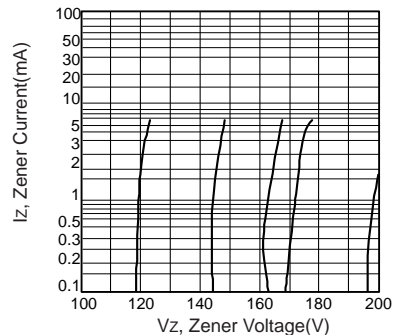


Fig. 4 - $V_Z=100$ Thru 200 Volts

Disclaimer

Any Customer or user of this document or products described herein in such applications shall assume all risks of such use and will agree to hold *DC COMPONENTS* harmless against all damages.

DC COMPONENTS disclaims any and all liability arising out of the application or use of any product, including consequential or incidental damages. Statement regarding the suitability of products for certain types of applications are based on *DC COMPONENTS*'s knowledge of typical requirements that are often placed on *DC COMPONENTS* products in generic applications. Such statements are not binding statements about the suitability of products for a particular application. It is the customer's responsibility to validate that a particular product with the properties described in the product specification is suitable for use in a particular application.

DC COMPONENTS reserve the right to make modifications, enhancements, improvements, corrections or other changes without further notice to this document and any product described herein, and disclaim any and all liability for any errors, inaccuracies or incompleteness contained in any datasheet or in any other disclosure relating to any product. Parameters provided in datasheets and specifications may vary in different applications and performance may vary over time. All operating parameters, including typical parameters, must be validated for each customer application by the customer's technical experts. Product specifications do not expand or otherwise modify *DC COMPONENTS*'s terms and conditions of purchase, including but not limited to the warranty expressed therein.

Unless otherwise in writing, *DC COMPONENTS* products are intended for use as general electronic components in standard applications (eg: Consumer electronic, Computer equipment, Office equipment, etc.), and not recommended for use in a high specific application where a failure or malfunction of the device could result in human injury or death (eg: Aerospace equipment, Submarine cables, Combustion equipment, Safety devices, Life support systems, etc.)

Customers using or selling *DC COMPONENTS* products not expressly indicated for use in such applications do so at their own risk. If customer intended to use *DC COMPONENTS* standard quality grade devices for applications not envisioned by *DC COMPONENTS*, please contact our sales representatives in advance.



DC COMPONENTS CO., LTD.

X-ON Electronics

Largest Supplier of Electrical and Electronic Components

Click to view similar products for [Zener Diodes](#) category:

Click to view products by [DC Components](#) manufacturer:

Other Similar products are found below :

[RKZ13B2KG#P1](#) [DL5234B](#) [1N4682](#) [1N4691](#) [1N4693](#) [1N4732A](#) [1N4733A-TR](#) [1N4736A](#) [1N4750A](#) [1N4759ARL](#) [1N5241B](#) [1N5365B](#)
[1N5369B](#) [1N747A](#) [1N959B](#) [1N964B](#) [1N966B](#) [1N968B](#) [1N972B](#) [NTE149A](#) [NTE5116A](#) [NTE5121A](#) [NTE5147A](#) [NTE5152A](#) [NTE5155A](#)
[NTE5164A](#) [JANS1N4974US](#) [1N4692](#) [1N4700](#) [1N4702](#) [1N4704](#) [1N4711](#) [1N4714](#) [1N4737A](#) [1N4745ARL](#) [1N4752A](#) [1N4752ARL](#)
[1N4760ARL](#) [1N5221B](#) [1N5236B](#) [1N5241BTR](#) [1N5242BTR](#) [1N5350B](#) [1N5352B](#) [1N961BRR1](#) [1N964BRL](#) [RKZ5.1BKU#P6](#)
[3SMAJ5950B-TP](#) [3SMBJ5925B-TP](#) [TDZTR24](#)