



DC COMPONENTS CO., LTD.

RECTIFIER SPECIALISTS

SS22BF
THRU
SS220BF

TECHNICAL SPECIFICATIONS OF SCHOTTKY BARRIER RECTIFIER

VOLTAGE RANGE - 20 to 200 Volts

CURRENT - 2.0 Amperes

FEATURES

- * Ideal for surface mounted applications
- * Glass passivated junction
- * Low leakage current
- * Low power loss
- * High efficiency

MECHANICAL DATA

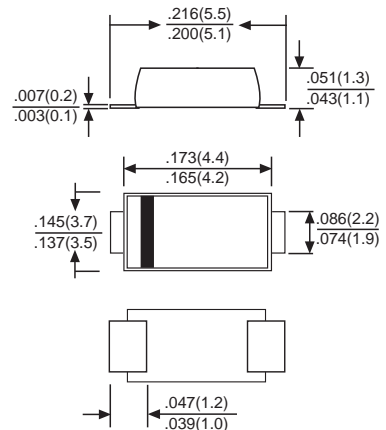
- * Case: Molded plastic
- * Epoxy: UL 94V-0 rate flame retardant
- * Terminals: Solder plated solderable per MIL-STD-750, Method 2026
- * Polarity: As marked
- * Mounting position: Any
- * Weight: 0.06 gram

MAXIMUM RATINGS AND ELECTRICAL CHARACTERISTICS

Ratings at 25°C ambient temperature unless otherwise specified.
Single phase, half wave, 60Hz, resistive or inductive load.
For capacitive load, derate current by 20%.



SMBFL



	SYMBOL	SS22BF	SS24BF	SS26BF	SS28BF	SS210BF	SS212BF	SS215BF	SS220BF	UNITS
Maximum Recurrent Peak Reverse Voltage	VRRM	20	40	60	80	100	120	150	200	Volts
Maximum RMS Voltage	VRMS	14	28	42	56	70	84	105	140	Volts
Maximum DC Blocking Voltage	VDC	20	40	60	80	100	120	150	200	Volts
Maximum Average Forward Rectified Current at Derating Lead Temperature at TA = 75 °C	IO	2.0								Amps
Peak Forward Surge Current 8.3 ms single half sine-wave superimposed on rated load (JEDEC Method)	IFSM	50								Amps
Maximum Instantaneous Forward Voltage at 2.0A DC	VF	0.55		0.70		0.85		0.95		Volts
Maximum DC Reverse Current at Rated DC Blocking Voltage	@TA = 25°C	2.0								mAmps
	@TA = 100°C	10								
Typical Thermal Resistance (Note 1)	RθJA					65				°C/W
Typical Junction Capacitance (Note 2)	CJ					250				pF
Operating Temperature Range	TJ					-55 to +125				°C
Storage Temperature Range	TSTG					-55 to +150				°C

- NOTES : 1. Thermal Resistance (Junction to Ambient)
2. Measured at 1 MHz and applied reverse voltage of 4.0 volts.
3. P.C.B. mounted with 0.5x0.5"(12.7x12.7mm²) copper pad area.

RATING AND CHARACTERISTIC CURVES (SS22BF THRU SS220BF)

FIG.1
TYPICAL FORWARD CURRENT DERATING CURVE

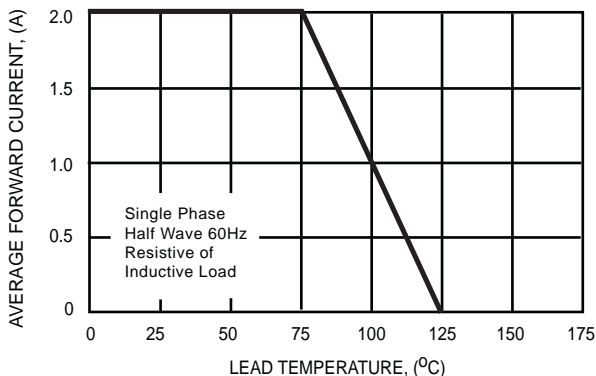


FIG.2
TYPICAL INSTANTANEOUS FORWARD CHARACTERISTICS

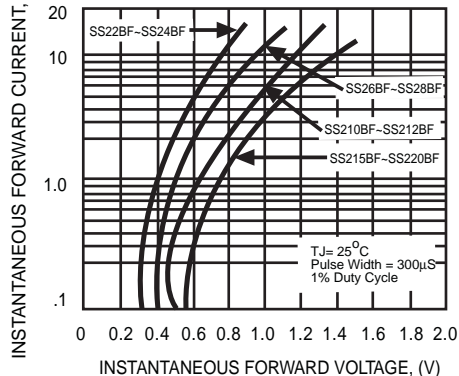


FIG.3
TYPICAL REVERSE CHARACTERISTICS

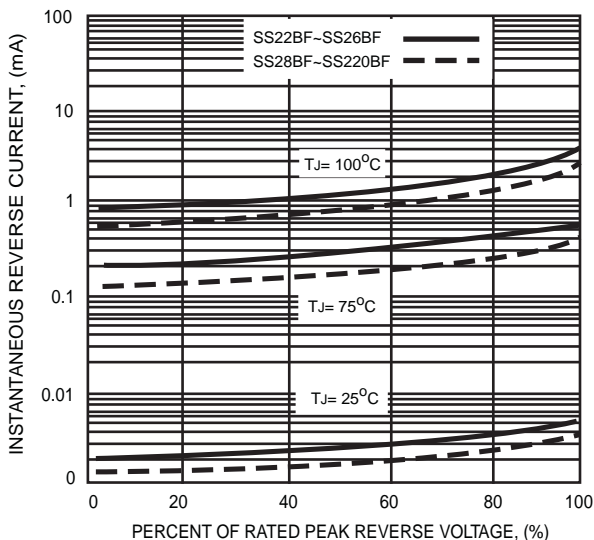


FIG.4
TYPICAL TRANSIENT THERMAL IMPEDANCE

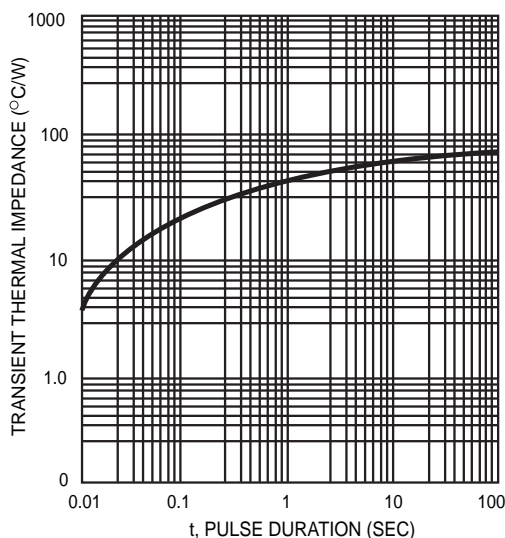


FIG.5
TYPICAL JUNCTION CAPACITANCE

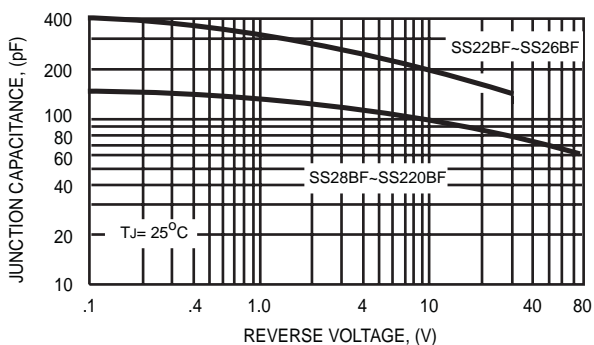
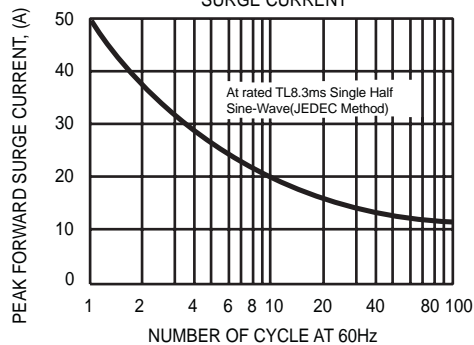


FIG.6
MAXIMUM NON-REPETITIVE FORWARD SURGE CURRENT



Disclaimer

Any Customer or user of this document or products described herein in such applications shall assume all risks of such use and will agree to hold *DC COMPONENTS* harmless against all damages.

DC COMPONENTS disclaims any and all liability arising out of the application or use of any product, including consequential or incidental damages. It is the customer's responsibility to validate that a particular product with the properties described in the product specification is suitable for use in a particular application.

DC COMPONENTS reserve the right to make modifications, enhancements, improvements, corrections or other changes without further notice to this document and any product described herein, and disclaim any and all liability for any errors, inaccuracies or incompleteness contained in any datasheet or in any other disclosure relating to any product.

Unless otherwise in writing, *DC COMPONENTS* products are intended for use as general electronic components in standard applications (eg: Consumer electronic, Computer equipment, Office equipment, etc.), and not recommended for use in a high specific application where a failure or malfunction of the device could result in human injury or death (eg: Aerospace equipment, Submarine cables, Combustion equipment, Safety devices, Life support systems, etc.)

Customers using or selling *DC COMPONENTS* products not expressly indicated for use in such applications do so at their own risk. If customer intended to use *DC COMPONENTS* standard quality grade devices for applications not envisioned by *DC COMPONENTS*, please contact our sales representatives in advance.



DC COMPONENTS CO., LTD.

X-ON Electronics

Largest Supplier of Electrical and Electronic Components

Click to view similar products for [Schottky Diodes & Rectifiers](#) category:

Click to view products by [DC Components](#) manufacturer:

Other Similar products are found below :

[MA4E2039](#) [D1FH3-5063](#) [MBR10100CT-BP](#) [MBR1545CT](#) [MMBD301M3T5G](#) [GS1JE-TP](#) [RB160M-50TR](#) [RB551V-30](#)
[BAS16E6433HTMA1](#) [BAS 3010S-02LRH E6327](#) [BAT 54-02LRH E6327](#) [NSR05F40QNXT5G](#) [NSVR05F40NXT5G](#) [NTE555](#) [JANS1N6640](#)
[SB07-03C-TB-H](#) [SK310-T](#) [SK32A-LTP](#) [SK33A-TP](#) [SK34B-TP](#) [SS3003CH-TL-E](#) [GA01SHT18](#) [CRS10I30A\(TE85L,QM](#) [MA4E2501L-1290](#)
[MBRB30H30CT-1G](#) [SB007-03C-TB-E](#) [SK154-TP](#) [SK32A-TP](#) [SK33B-TP](#) [SK35A-TP](#) [SK38B-TP](#) [NRVBM120LT1G](#) [NTE505](#)
[NTSB30U100CT-1G](#) [VS-6CWQ10FNHM3](#) [ACDBA1100LR-HF](#) [ACDBA1200-HF](#) [ACDBA140-HF](#) [ACDBA2100-HF](#) [ACDBA240-HF](#)
[ACDBA3100-HF](#) [CDBQC0530L-HF](#) [CDBQC0240LR-HF](#) [BAT6202VH6327XTSA1](#) [ACDBA340-HF](#) [ACDBA260LR-HF](#) [ACDBA1100-HF](#)
[SK310B-TP](#) [MA4E2502L-1246](#) [MA4E2502H-1246](#)