

承 認 書

SPECIFICATION FOR APPROVAL

Customer Name: 2144

Description Part No.: _____

Customer Part No.: _____

Sample No.: _____

DDY Part No.: SFE6028A-

| DRAWING | | |
|------------------|---------|----------|
| MADE | CHECKED | APPROVED |
| 王海玲 | 赵万虎 | 肖中华 |
| DATE: 2023年5月21日 | | |

| CUSTOMER APPROVE |
|------------------|
| |



惠 州 市 德 立 电 子 有 限 公 司
HUI ZHOU DE LI ELECTRONICS CO., LTD

廣 東 省 博 羅 縣 洲 際 工 業 園 梅 園 三 路
NO.3 MEI YUAN ROAD,ZHOU JI INDUSTRIAL AREA,BOLUO COUNTY
GUANGDONG

電話：15970768093 13640935893

傳真：0752-6207969

郵編：516100

Http: www.ddycoils.com



1. Scope

This specification applies to the SFE6028 Series of wire wound SMD power inductor.

2. PRODUCT IDENTIFICATION

SFE 6028 □ - 1R5 □ - □

(1) (2) (3) (4) (5) (6) (7)

- (1) .Series name (产品品名) (2) .Dimensions (产品尺寸)
 (3) .Appearance shape (产品形状) (4) .Inductance value (电感值)
 A: dodecagon (十二边形) : B: octagon (八边形) 1R5: 1.5 μ H 221: 220 μ H
 (5) Tolerance (误差值) (6) .Identification code (标识码)
 M: \pm 20%; N: \pm 30%
 (7) .Environmental status (环保状态)

LF- Lead free; HF-Halogen free; FP-Free red phosphor.

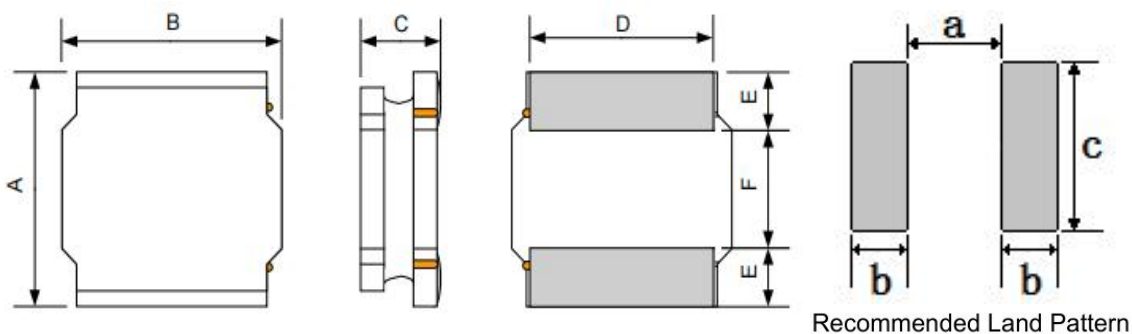
3. Electrical Characteristics

Please refer to Item 5.

- 1). Operating temperature range (individual chip without packing): -40 $^{\circ}$ C ~ +125 $^{\circ}$ C .
- 2). Storage temperature range (packaging conditions): -40 $^{\circ}$ C ~ +85 $^{\circ}$ C and RH 70% (Max.).
- 3). Rating DC current: Temperature rise(Δ T) is 40 $^{\circ}$ C approximately at Irms.
- 4). Saturation DC current: Inductance drop approximately 30% of L₀ at Isat.

4. Shape and Dimensions (Unit:mm)

shape: A



| Series | A | B | C | D | E | F | a Typ. | b Typ. | c Typ. |
|----------|---------------|---------------|----------|---------------|----------|---------|--------|--------|--------|
| SFE6028A | 6.0 \pm 0.3 | 6.0 \pm 0.3 | 2.8 Max. | 4.9 \pm 0.3 | 1.9 Typ. | 2.2 Typ | 2.0 | 2.1 | 5.1 |

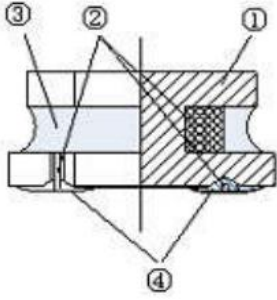


5. Electrical Characteristics

| NO. | DDY CODE | Part Number | Inductance | DC Resistance | | Isat(A) | | Irms(A) | | Marking |
|-----|----------|---|------------------|---------------|----------|---------|------|---------|------|---------|
| | | | 100KHz/1.0V | Max. | Typ. | Max. | Typ. | Max. | Typ. | |
| | | Units | (μ H) | Ω | Ω | A | A | A | A | |
| 1 | | <input type="checkbox"/> SFE6028A-1R0N-F-HF | 1.0 \pm 30% | 0.016 | 0.012 | 7.00 | 8.00 | 5.20 | 5.70 | 1R0 |
| 2 | | <input type="checkbox"/> SFE6028A-1R2N-F-HF | 1.2 \pm 30% | 0.017 | 0.015 | 6.40 | 7.50 | 4.58 | 5.00 | 1R2 |
| 3 | | <input type="checkbox"/> SFE6028A-1R5N-F-HF | 1.5 \pm 30% | 0.017 | 0.015 | 6.00 | 6.60 | 4.58 | 5.00 | 1R5 |
| 4 | | <input type="checkbox"/> SFE6028A-2R2M-F-HF | 2.2 \pm 20% | 0.026 | 0.020 | 5.10 | 5.60 | 4.00 | 4.10 | 2R2 |
| 5 | | <input type="checkbox"/> SFE6028A-2R7M-F-HF | 2.7 \pm 20% | 0.033 | 0.028 | 4.15 | 4.15 | 3.75 | 4.10 | 2R7 |
| 6 | | <input type="checkbox"/> SFE6028A-3R3M-F-HF | 3.3 \pm 20% | 0.033 | 0.028 | 4.15 | 4.50 | 3.50 | 3.80 | 3R3 |
| 7 | | <input type="checkbox"/> SFE6028A-4R7M-F-HF | 4.7 \pm 20% | 0.039 | 0.032 | 3.00 | 3.30 | 3.08 | 3.40 | 4R7 |
| 8 | | <input type="checkbox"/> SFE6028A-5R6M-F-HF | 5.6 \pm 20% | 0.061 | 0.051 | 3.20 | 3.50 | 2.60 | 2.80 | 5R6 |
| 9 | | <input type="checkbox"/> SFE6028A-6R8M-F-HF | 6.8 \pm 20% | 0.061 | 0.051 | 2.60 | 3.00 | 2.40 | 2.60 | 6R8 |
| 10 | | <input type="checkbox"/> SFE6028A-8R2M-F-HF | 8.2 \pm 20% | 0.072 | 0.062 | 2.30 | 2.70 | 2.25 | 2.50 | 8R2 |
| 11 | | <input type="checkbox"/> SFE6028A-100M-F-HF | 10.0 \pm 20% | 0.094 | 0.073 | 2.20 | 2.40 | 2.00 | 2.40 | 100 |
| 12 | | <input type="checkbox"/> SFE6028A-150M-F-HF | 15.0 \pm 20% | 0.163 | 0.130 | 1.75 | 1.90 | 1.45 | 1.60 | 150 |
| 13 | | <input type="checkbox"/> SFE6028A-180M-F-HF | 18.0 \pm 20% | 0.172 | 0.141 | 1.52 | 0.80 | 1.45 | 1.60 | 180 |
| 14 | | <input type="checkbox"/> SFE6028A-220M-F-HF | 22.0 \pm 20% | 0.182 | 0.153 | 1.45 | 1.80 | 1.40 | 1.60 | 220 |
| 15 | | <input type="checkbox"/> SFE6028A-330M-F-HF | 33.0 \pm 20% | 0.241 | 0.220 | 1.35 | 1.50 | 1.22 | 1.30 | 330 |
| 16 | | <input type="checkbox"/> SFE6028A-470M-F-HF | 47.0 \pm 20% | 0.410 | 0.310 | 1.15 | 1.30 | 1.06 | 1.10 | 470 |
| 17 | | <input type="checkbox"/> SFE6028A-560M-F-HF | 56.0 \pm 20% | 0.449 | 0.378 | 1.05 | 1.20 | 0.90 | 1.05 | 560 |
| 18 | | <input type="checkbox"/> SFE6028A-680M-F-HF | 68.0 \pm 20% | 0.468 | 0.425 | 0.80 | 0.95 | 0.86 | 0.95 | 680 |
| 19 | | <input type="checkbox"/> SFE6028A-101M-F-HF | 100.0 \pm 20% | 0.810 | 0.680 | 0.65 | 0.71 | 0.70 | 0.77 | 101 |
| 20 | | <input type="checkbox"/> SFE6028A-121M-F-HF | 120.0 \pm 20% | 1.150 | 0.960 | 0.55 | 0.60 | 0.60 | 0.65 | 121 |
| 21 | | <input type="checkbox"/> SFE6028A-221M-F-HF | 220.0 \pm 20% | 1.560 | 1.370 | 0.38 | 0.40 | 0.40 | 0.45 | 221 |
| 22 | | <input type="checkbox"/> SFE6028A-331M-F-HF | 330.0 \pm 20% | 2.850 | 2.250 | 0.35 | 0.40 | 0.40 | 0.44 | 331 |
| 23 | | <input type="checkbox"/> SFE6028A-471M-F-HF | 470.0 \pm 20% | 3.580 | 3.110 | 0.32 | 0.37 | 0.35 | 0.40 | 471 |
| 24 | | <input type="checkbox"/> SFE6028A-102M-F-HF | 1000.0 \pm 20% | 7.540 | 5.980 | 0.18 | 0.22 | 0.22 | 0.23 | 102 |
| 25 | | | | | | | | | | |



6. Structure (The structure of product.)



| NO | Components | Material |
|----|---------------|--|
| ① | Core | Ni-Zn Ferrite |
| ② | Wire | Polyurethane system enameled copper wire |
| ③ | Magnetic Glue | Epoxy resin and magnetic powder |
| ④ | Plating | AgNiSn or FeNiCu + Sn Alloy |

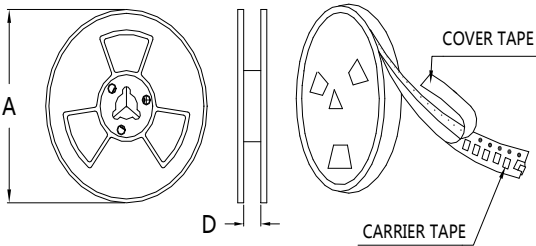
7. PACKAGING(unit: mm)

1.包装类型：编带装

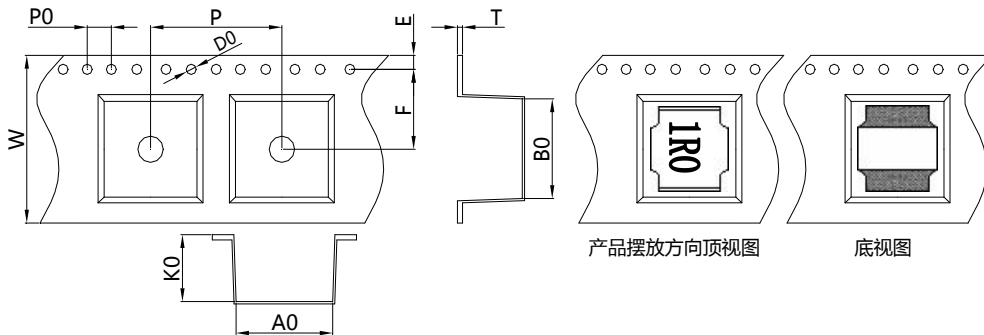
2.包装尺寸：

13" 盘

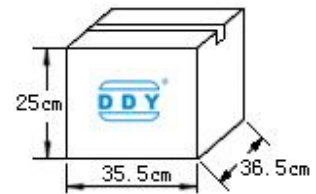
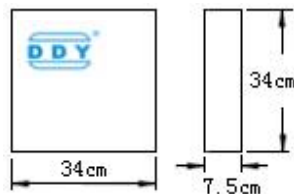
7" 盘



| | 13" 盘 | 7" 盘 |
|---|--------------------|--------------------|
| A | $\Phi 330 \pm 2.0$ | $\Phi 178 \pm 2.0$ |
| D | 12.5/16.5 | |



| Size | Item | W | A0 | B0 | K0 | P | T | E | F | D0 | P0 |
|------|-----------|----------|----------|----------|---------|---------|---------|----------|---------|---------|---------|
| √ | 6028 (mm) | 12.0±0.3 | 6.5±0.15 | 6.5±0.15 | 3.0±0.2 | 8.0±0.3 | 0.4±0.1 | 1.75±0.1 | 5.5±0.1 | 1.5±0.1 | 4.0±0.1 |
| | 6028 (mm) | 16.0±0.3 | 6.5±0.15 | 6.5±0.15 | 3.0±0.2 | 8.0±0.3 | 0.4±0.1 | 1.75±0.1 | 7.5±0.1 | 1.5±0.1 | 4.0±0.1 |



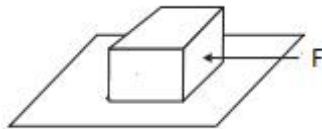
| | | |
|----|------|-----|
| 每卷 | 2000 | Pcs |
|----|------|-----|

| | | | |
|----|------|------|-----|
| 每盒 | 4卷,共 | 8000 | Pcs |
|----|------|------|-----|

| | | | |
|----|------|-------|-----|
| 每箱 | 3盒,共 | 24000 | Pcs |
|----|------|-------|-----|



8. RELIABILITY TEST

| No. | TEST ITEM | SPECIFICATION | TEST CONDITION |
|-----|----------------------------------|--|---|
| 1 | High temperature Storage test | 1. No significant defects in appearance. 2. $\Delta L/L \leq 10\%$ 3. $\Delta DCR/DCR \leq 10\%$ | Temperature: $125^{\circ}\text{C} \pm 5^{\circ}\text{C}$ (N: Follow the product specification for the setting.) Time : 96 ± 2 hours Place the samples for one hour at room temperature and test them within two hours |
| 2 | Low temperature Storage test | 1. No significant defects in appearance. 2. $\Delta L/L \leq 10\%$ 3. $\Delta DCR/DCR \leq 10\%$ | Temperature: $-40^{\circ}\text{C} \pm 5^{\circ}\text{C}$ (M: Follow the product specification for the setting) Time : 96 ± 2 hours Place the samples for one hour at room temperature and test them within two hours. |
| 3 | Humidity test | 1. No significant defects in appearance. 2. $\Delta L/L \leq 10\%$ 3. $\Delta DCR/DCR \leq 10\%$ | Temperature: $40 \pm 2^{\circ}\text{C}$, Humidity: $93 \pm 3\% \text{RH}$ Time : 96 ± 2 hours Place the samples for one hour at room temperature and test them within two hours |
| 4 | Solderability test | Terminals must have 95% minimum solder coverage | 1. Dip pads in flux then dip in solder pot at $245 \pm 5^{\circ}\text{C}$ for 5 second. 2. Solder: lead free 3. Flux: rosin flux |
| 5 | Heat endurance of flow soldering | 1. No significant defects in appearance. 2. $\Delta L/L \leq 10\%$ 3. $\Delta DCR/DCR \leq 10\%$ | 1. Refer to the above reflow curve and go through the reflow for twice. 2. The peak temperature : $260 + 0 / - 5^{\circ}\text{C}$ |
| 6 | Vibration test | 1. No significant defects in appearance. 2. No short and no open. | Apply frequency 10~55~10Hz and amplitude 1.5mm, 1 min/cycle in X Y and Z direction for 2 hours each. (total 6 hours) |
| 7 | Terminal strength push test | 1. Applied force: 10N Duration: 10sec 2. Solder paste thickness: 0.12mm 3. Meet the above requirements without any loose termina | Solder the test samples to the PCB through 245°C reflow, apply a standard force on the side of the test samples for 10 seconds.  |



9. SOLDERING CONDITIONS

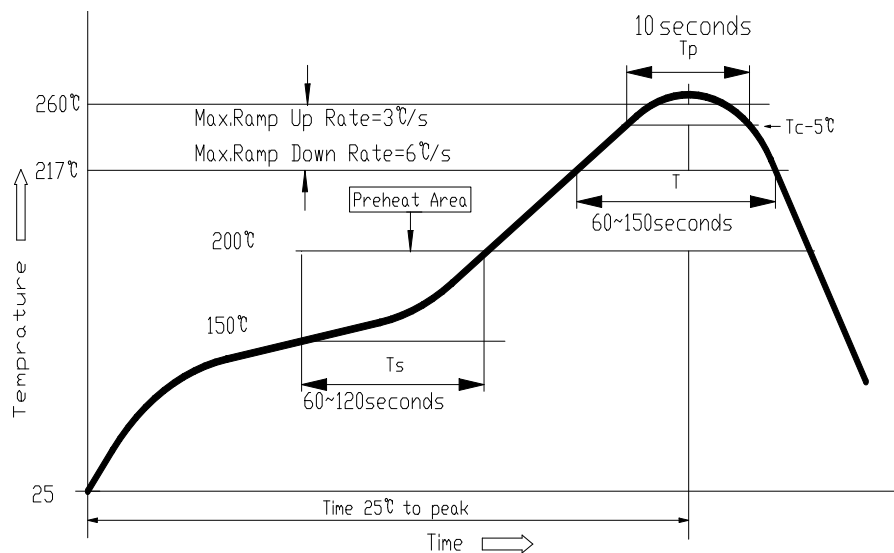
Applicable soldering process to the products is refl.

9.1 Soldering Materials

(1) Solder: Sn-3.0Ag-0.5Cu

(2) Flux: Use rosin-based flux, but not strongly acidic flux (with chlorine exceeding 0.2wt%). Do not use water-soluble flux.

9.2 Reflow Soldering Profile



9.3 Soldering Iron

Reworking with electric soldering iron must preheating at 150°C for 1 minute is required, and do not directly touch the core with the tip of the soldering iron. The reworking soldering conditions are as follows.

- ① Temperature of soldering iron tip: 350°C;
- ② Soldering iron power output: ≤30W;
- ③ Diameter of soldering iron end: ≤1.0mm;
- ④ Soldering time: <3 s



X-ON Electronics

Largest Supplier of Electrical and Electronic Components

Click to view similar products for [Fixed Inductors](#) category:

Click to view products by [DDY](#) manufacturer:

Other Similar products are found below :

[CR32NP-100KC](#) [70F224AI](#) [MHQ1005P10NJ](#) [MHQ1005P1N0S](#) [MHQ1005P2N4S](#) [MHQ1005P3N6S](#) [MHQ1005P5N1S](#) [MHQ1005P8N2J](#)
[PE-53601NL](#) [PE-53602NL](#) [PG0936.113NLT](#) [9220-20](#) [9310-16](#) [PM06-2N7](#) [PM06-39NJ](#) [A01TK](#) [1206CS-471XJ](#) [HC2-R47-R](#) [HC8-1R2-R](#)
[HCF1305-3R3-R](#) [1206CS-151XG](#) [RCH664NP-4R7M](#) [RCP1317NP-391L](#) [DH2280-4R7M](#) [DS1608C-106](#) [B10TJ](#) [B82498B3101J000](#) [ELJ-](#)
[RE27NJF2](#) [1812CS-153XJ](#) [1812CS-183XJ](#) [1812CS-223XJ](#) [1812LS-104XJ](#) [1812LS-105XJ](#) [1812LS-124XJ](#) [1812LS-154XJ](#) [1812LS-223XJ](#)
[1812LS-224XJ](#) [1812LS-563XJ](#) [1812LS-683XJ](#) [1812LS-824XJ](#) [NIN-FB101JTR110F](#) [NIN-FB471JTR62F](#) [NIN-FC1R5JTR220F](#) [NIN-](#)
[HCR15JTRF](#) [NIN-HCR33JTRF](#) [NIN-HDR22JTRF](#) [NIN-HDR82JTRF](#) [NIN-HK2N7STRF](#) [NIN-PA150KTR370F](#) [NIN-PB100KTR550F](#)