

承認書

SPECIFICATION FOR APPROVAL

CUSTOMER: 2144

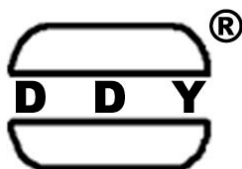
DESCRIPTION: WIRE WOUND TYPE COMMON MODE FILTER

DDY PART NO: WBA0805D371PT-G-HF

CUSTOMERMODELNO: _____

DRAWING		
MADE	CHECKED	APPROVED
余运鸿	曹春宁	陈启善
DATE:	2021年1月29日	

CUSTOMER APPROVE



惠州市德立电子有限公司
HUI ZHOU DE LI ELECTRONICS CO., LTD

廣東省博羅縣洲際工業園梅園三路
NO.3 MEI YUAN ROAD,ZHOU JI INDUSTRIAL AREA,BOLUO COUNTY GUANGDONG

電話：0752-6207968 0752-6207962

傳真：0752-6207969

郵編：516100

Http://ddycoils.com



惠州市德立电子有限公司

HUI ZHOU DE LI ELECTRONICS CO., LTD

CUSTOMER:	2144	REV NO:	A1.0
DESCRIPTION:	WIRE WOUND TYPE COMMON MODE FILTER	PAGE NO:	PAGE 1 OF 7
PART NO:	WBA0805D371PT-G-HF	SN.	210129966
CUSTOMER NO:		DATE:	2021年1月29日

CATALOG

Resume	P2
Shape & Dimension	P3
Characteristic	P3
Part numbering ststem	P3
General specification	P3
Test Data for samples	P4
Soldering Conditions	P5
Package Information	P6
Electrical Characteristic Curve	P7



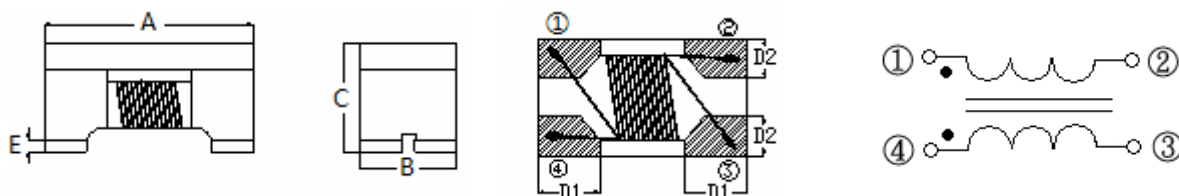
惠州市德立电子有限公司

HUI ZHOU DE LI ELECTRONICS CO., LTD

CUSTOMER:	2144	REV NO:	A1.0
DESCRIPTION:	WIRE WOUND TYPE COMMON MODE FILTER	PAGE NO:	PAGE 3 OF 7
PART NO:	WBA0805D371PT-G-HF	SN.	210129966
CUSTOMER NO:		DATE:	2021年1月29日

1. SHAPE & DIMENSION

UNIT:mm



CODE	A	B	C	D1	D2	E	
DIMENSION	2.0±0.2	1.2±0.2	1.2±0.2	0.55Typ.	0.46Typ.	0.2±0.1	

2. ELECTRICAL CHARACTERISTICS @25°C

Part Number	Z	Freq	Rdc	Irms	Rated Voltage	Min Insulation Resistance
	(Ω)	(MHz)	(Ω)max	(mA)max	Volts	MΩ
WBA0805D371PT-G-HF	370	100	0.45	280	50	10

3. PART NUMBERING SYSTEM

WBA □□□□ □ □□□ □ □ — □□
 1 2 3 4 5 6 7

- PRODUCT SYMBOL (产品代号)
- DIMENSIONS (规格尺寸)
- MATERIAL (芯片类型)
- IMPEDANCE (阻抗)
- TOLERANCE (公差) : P±25%; N±30%
- PACKAGING (包装方式) : T-编带盘装; B-散装
- E.P. (环保) : LF—Lead Free HF—Halogen Free FP—Red Phosphor Free

4. GENERAL SPECIFICATION

a. Rating DC current: Temperature rise(ΔT) is 40°C approximately at Irms.

APPROVED BY	CHECKED BY	DRAFT
陈启善	曹春宁	余运鸿



惠州市德立电子有限公司

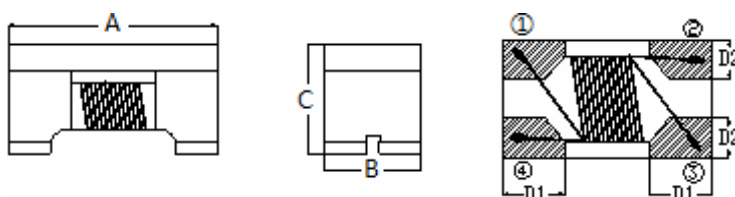
HUI ZHOU DE LI ELECTRONICS CO., LTD

CUSTOMER:	2144	REV NO:	A1.0
DESCRIPTION:	WIRE WOUND TYPE COMMON MODE FILTER	PAGE NO:	PAGE 4 OF 7
PART NO:	WBA0805D371PT-G-HF	SN.	210129966
CUSTOMER NO:		DATE:	2021年1月29日

5. TEST DATA FOR SAMPLES

TEST ITEM	Z	Rdc	A	B	C	D1	D2
	(Ω)	(Ω)	(mm)	(mm)	(mm)	(mm)	(mm)
CON.	100MHz/0.5V	At 25°C	2.0±0.2	1.2±0.2	1.2±0.2	0.55Typ.	0.46Typ.
SPEC.	370±25%	0.45 MAX					
1	362.64	0.38	2.04	1.26	1.27	0.57	0.49
2	361.94	0.38	2.03	1.25	1.26	0.58	0.47
3	360.70	0.39	2.05	1.29	1.30	0.56	0.46
4	360.75	0.39	2.02	1.26	1.27	0.58	0.48
5	360.19	0.38	2.05	1.27	1.27	0.57	0.46
6	363.32	0.37	2.05	1.28	1.28	0.57	0.49
7	360.94	0.39	2.04	1.25	1.29	0.55	0.49
8	360.94	0.40	2.01	1.27	1.26	0.56	0.47
9	362.78	0.39	2.02	1.25	1.27	0.55	0.48
10	360.88	0.38	2.03	1.27	1.30	0.55	0.47
X	361.51	0.39	2.03	1.27	1.28	0.56	0.48
R	3.13	0.03	0.04	0.04	0.04	0.03	0.03

图示:



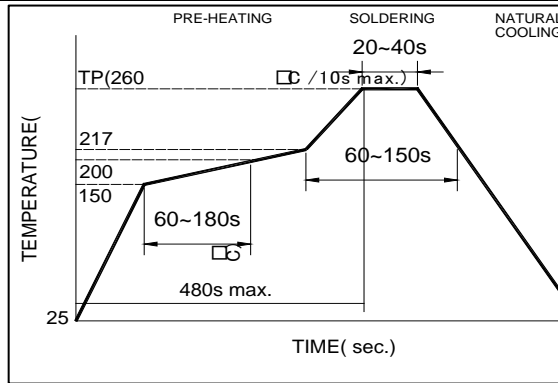
APPROVED BY	CHECKED BY	DRAFT
陈启善	曹春宁	余运鸿



CUSTOMER:	2144	REV NO:	A1.0
DESCRIPTION:	WIRE WOUND TYPE COMMON MODE FILTER	PAGE NO:	PAGE 5 OF 7
PART NO:	WBA0805D371PT-G-HF	SN.	210129966
CUSTOMER NO:		DATE:	2021年1月29日

6. SOLDERING CONDITIONS

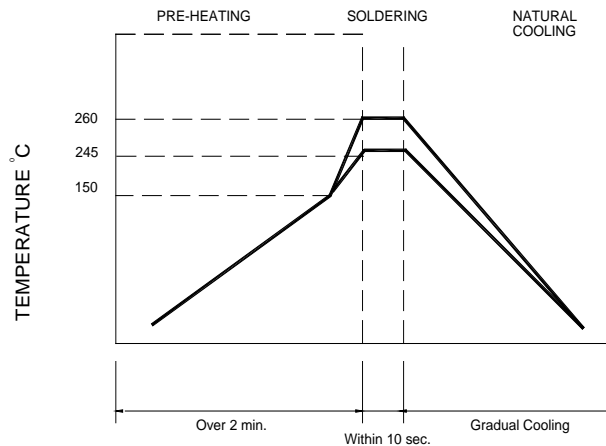
**Figure 1.
Re-flow
Soldering (Lead
Free)**



Note:

- Preheat circuit and products to 150°C
- 260°C tip temperature (max)
- Reflow times: no more than 2 times
- Solder paste thickness: the best 0.08mm is, but max is 0.1mm

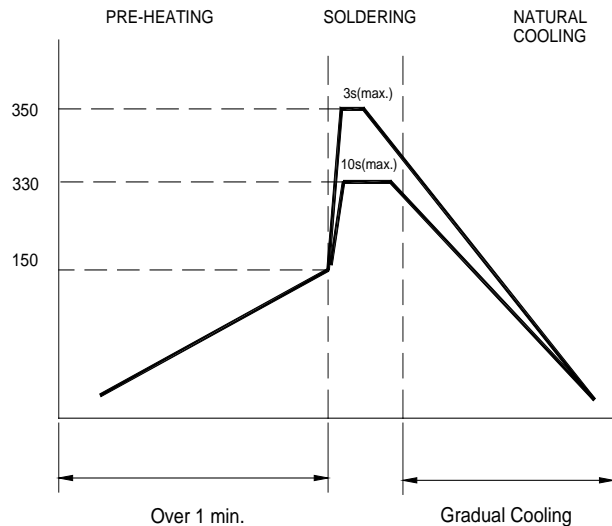
**Figure 2.
Wave Soldering**



Note :

- Never contact the ceramic with the iron tip
- 1.0mm tip diameter (max)

**Figure 3.
Hand Soldering**



Note:

- Use a 20 watt soldering iron with tip diameter of 1.0mm
- Limit soldering time to 3 sec.

APPROVED BY	CHECKED BY	DRAWN BY
陈启善	曹春宁	余运鸿



惠州市德立电子有限公司

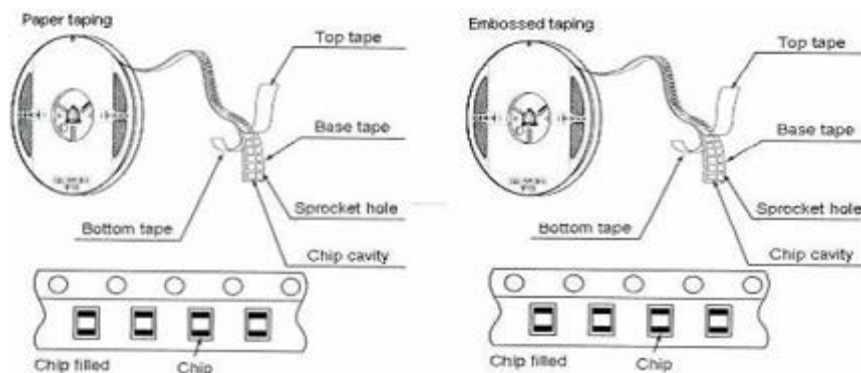
HUI ZHOU DE LI ELECTRONICS CO., LTD

CUSTOMER:	2144	REV NO:	A1.0
DESCRIPTION:	WIRE WOUND TYPE COMMON MODE FILTER	PAGE NO:	PAGE 6 OF 7
PART NO:	WBA0805D371PT-G-HF	SN.	210129966
CUSTOMER NO:		DATE:	2021年1月29日

7. PACKAGING(unit: mm)

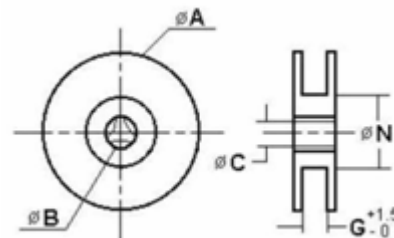
Type	0603	0805	1206	1812
Quantity	2000	2000	2000	500

TAPING DRAWINGS

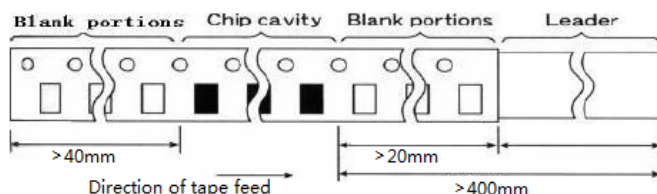


REEL DIMENSIONS(UNIT:mm)

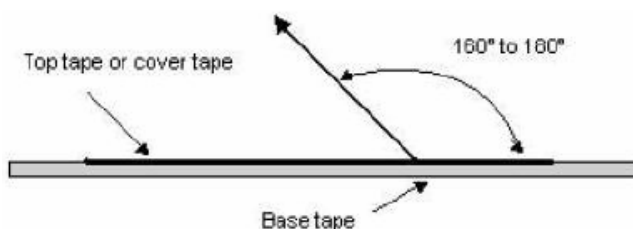
	A	B	C	N	G
CF-8	178±2.0	22±2.0	12.5±1.5	57±2.0	8
CF-12	178±2.0	22±2.0	12.5±1.5	98±2.0	12



LEADER AND BLANK PORTION



PEELLING OFF FORCE:0.05 to 0.7N in the direction show below.



APPROVED BY	CHECKED BY	DRAFT
陈启善	曹春宁	余运鸿

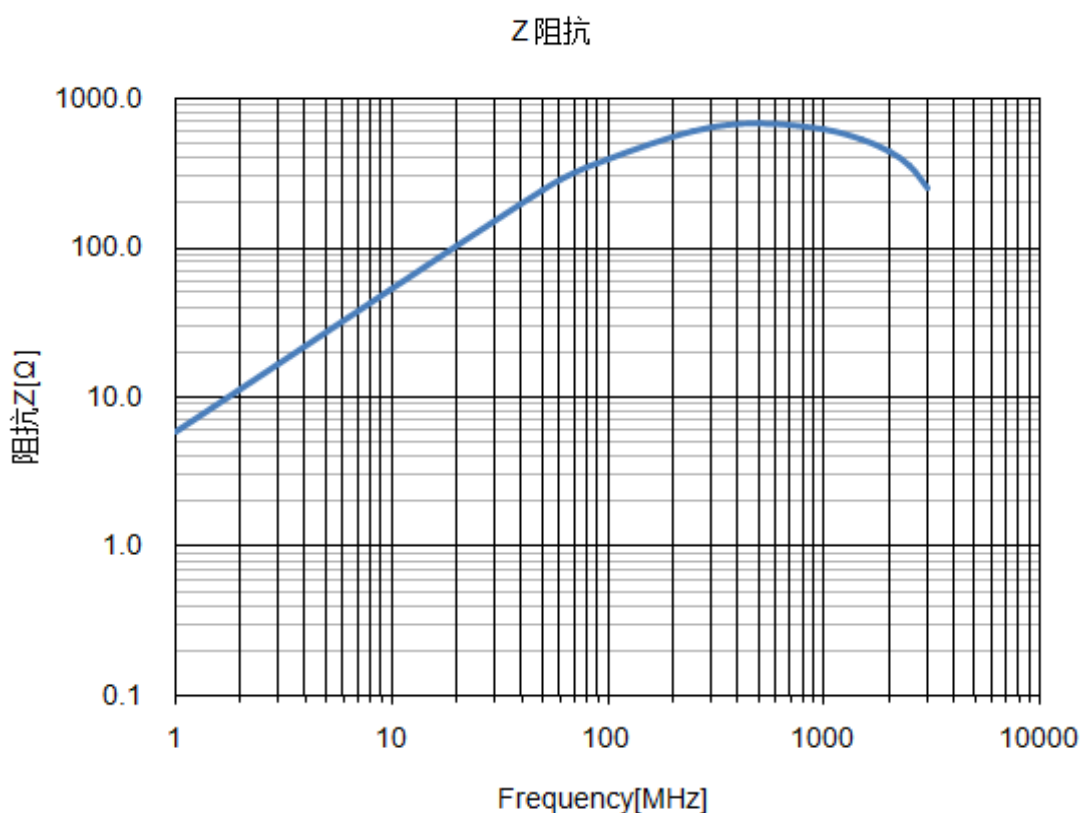


惠州市德立电子有限公司

HUI ZHOU DE LI ELECTRONICS CO., LTD

CUSTOMER:	2144	REV NO:	A1.0
DESCRIPTION:	WIRE WOUND TYPE COMMON MODE FILTER	PAGE NO:	PAGE 7OF 7
PART NO:	WBA0805D371PT-G-HF	SN.	210129966
CUSTOMER NO:		DATE:	2021年1月29日

9.ELECTRICAL CHARACTERISTIC CURVE



APPROVED BY	CHECKED BY	DRAFT
陈启善	曹春宁	余运鸿

X-ON Electronics

Largest Supplier of Electrical and Electronic Components

Click to view similar products for [Common Mode Chokes / Filters](#) category:

Click to view products by [DDY](#) manufacturer:

Other Similar products are found below :

[PE-64683](#) [RD5122-6-9M6](#) [RD6137-6-7M5](#) [RD8147-16-3M0](#) [ST6118T-R](#) [FE3X025-10-7NL](#) [RD7147-25-0M7](#) [TCM0806G-350-2P-T](#)
[TCM0806G-650-2P-T](#) [IND-0110](#) [UAL21VR0802000](#) [UALSC023000000](#) [UALSC1020JH000](#) [UALSU10VD20010](#) [UALSU9VD070100](#) [36-00037](#) [UALW21HS072450](#) [UALSU9H0208000](#) [UAL24VK06450CH](#) [PLT10HH501100PNB](#) [PLT10HH401100PNB](#) [PLT10HH1026R0PNB](#)
[36-00029-01](#) [PE-67531](#) [TLH10UB](#) [113 0R5](#) [2752045447](#) [7351V](#) [CMF16-153131](#) [RD7147-6-6M0](#) [T8116NLT](#) [FE2X10-4-2NL](#) [36-00029-07](#)
[T8003NLT](#) [CTX01-13663](#) [CTX66-19521-R](#) [RC212-0.5-10M](#) [RC112-0.4-15M](#) [RC212-0.6-6M8](#) [RC212-0.4-15M](#) [RC112-0.3-30M](#)
[WTCF2012Z0M751PB](#) [PH9408.814NLT](#) [PAC6006.364NLT](#) [PAC6006.444NLT](#) [PAC6006.204NLT](#) [PH9407.204NLT](#) [PAC6006.264NLT](#)
[PH9408.105NLT](#) [PH9408.494NLT](#) [PAC6006.104NLT](#)