

承認書

SPECIFICATION FOR APPROVAL

CUSTOMER: 铭易轩

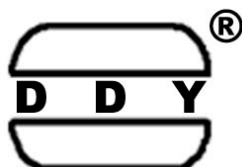
DESCRIPTION: WIRE WOUND TYPE COMMON MODE FILTER

DDY PART NO: WBA1206D系列

CUSTOMERMODELNO: _____

DRAWING		
MADE	CHECKED	APPROVED
余运鸿	曹春宁	陈启善
DATE:	2020年12月21日	

CUSTOMER APPROVE



惠州市德立电子有限公司
HUI ZHOU DE LI ELECTRONICS CO., LTD

廣東省博羅縣洲際工業園梅園三路
NO.3 MEI YUAN ROAD,ZHOU JI INDUSTRIAL AREA,BOLUO COUNTY GUANGDONG

傳真：0752-6207969

郵編：516100

Http://ddycoils.com



惠州市德立电子有限公司

HUI ZHOU DE LI ELECTRONICS CO., LTD

CUSTOMER:		REV NO:	A1.0
DESCRIPTION:	WIRE WOUND TYPE COMMON MODE FILTER	PAGE NO:	PAGE 1 OF 6
PART NO:	WBA1206D系列	SN.	
CUSTOMER NO:		DATE:	2020年12月21日

CATALOG

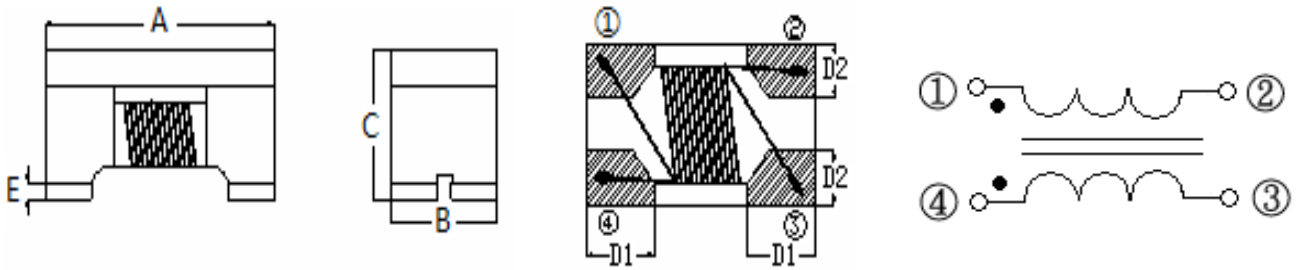
Resume	P2
Shape & Dimension	P3
Characteristic	P4
General specification	P4
Soldering Conditions	P5
Package Information	P6
Reliabilty Test	P7-8
Electrical Characteristic Curve	P9



CUSTOMER:		REV NO:	A1.0
DESCRIPTION:	WIRE WOUND TYPE COMMON MODE FILTER	PAGE NO:	PAGE 3 OF 6
PART NO:	WBA1206D系列	SN.	
CUSTOMER NO:		DATE:	2020年12月21日

1. SHAPE & DIMENSION

UNIT:mm



CODE	A	B	C	D1	D2	E
DIMENSION	3.20±0.20	1.60±0.20	1.9±0.2	0.7 Typ.	0.6 Typ.	0.2±0.1

2. PART NUMBERING SYSTEM

WBA □□□□ □ □□□ □ □ — □□
 1 2 3 4 5 6 7

- 1 PRODUCT SYMBOL (产品代号)
- 2 DIMENSIONS (规格尺寸)
- 3 MATERIAL CODE (材料代号)
- 4 IMPEDANCE (阻抗)
- 5 TOLERANCE (公差) : P±25%; N±30%
- 6 PACKAGING (包装方式) : T-编带盘装; B -散装
- 7 E.P. (环保) : LF—Lead Free HF—Halogen Free FP—Red Phosphor Free

3. GENERAL SPECIFICATION

a. Storage temp.: -10°C~+40°C,R.H.: 30% ~ 70%,Operating temp.: -40°C ~ +125°C.

APPROVED BY	CHECKED BY	DRAFT
陈启善	曹春宁	余运鸿



惠州市德立电子有限公司

HUI ZHOU DE LI ELECTRONICS CO., LTD

CUSTOMER:		REV NO:	A1.0
DESCRIPTION:	WIRE WOUND TYPE COMMON MODE FILTER	PAGE NO:	PAGE 4 OF 6
PART NO:	WBA1206D系列	SN.	
CUSTOMER NO:		DATE:	2020年12月21日

4. TEST DATA FOR SAMPLES

NO.	Part Number	Z	Freq	Rdc	Idc	Rated Voltge	Insulation Resistance
		(Ω)	(MHz)	(Ω)Max	(mA)Max	Volts	(MΩ) Min
1	WBA1206D900PT-HF	90	100	0.3	370	50	10
2	WBA1206D161PT-HF	160	100	0.4	340	50	10
3	WBA1206D261PT-HF	260	100	0.5	310	50	10
4	WBA1206D371PT-HF	370	100	0.5	300	50	10
5	WBA1206D601PT-HF	600	100	0.8	260	50	10
6	WBA1206D801PT-HF	800	100	0.9	240	50	10
7	WBA1206D102PT-HF	1000	100	1	230	50	10
8	WBA1206D142PT-HF	1400	100	1	220	50	10
9	WBA1206D202PT-HF	2000	100	1.2	200	50	10
10	WBA1206D222PT-HF	2200	100	1.2	200	50	10
11							
12							
13							
14							
15							
16							
17							
18							
19							
20							
21							
22							

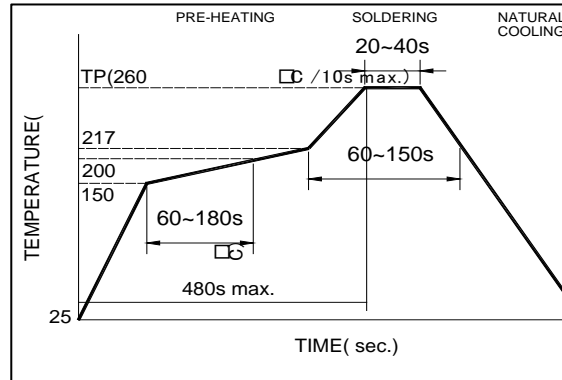
APPROVED BY	CHECKED BY	DRAFT
陈启善	曹春宁	余运鸿



CUSTOMER:		REV NO:	A1.0
DESCRIPTION:	WIRE WOUND TYPE COMMON MODE FILTER	PAGE NO:	PAGE 5 OF 6
PART NO:	WBA1206D系列	SN.	
CUSTOMER NO:		DATE:	2020年12月21日

5. SOLDERING CONDITIONS

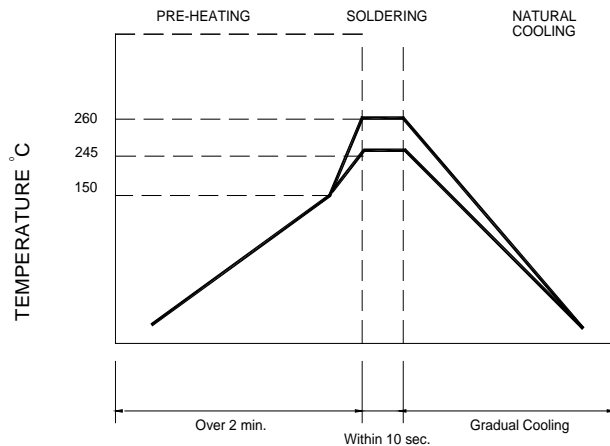
**Figure 1.
Re-flow
Soldering (Lead
Free)**



Note:

- Preheat circuit and products to 150°C
- 260°C tip temperature (max)
- Reflow times: no more than 2 times
- Solder paste thickness: the best 0.08mm is ,but max is 0.1mm

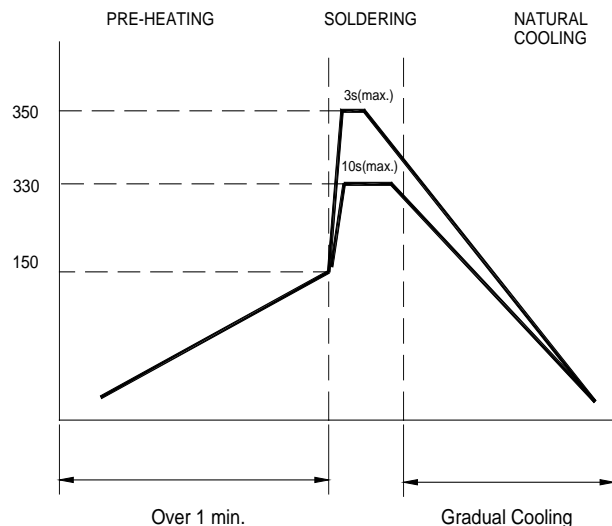
**Figure 2.
Wave Soldering**



Note :

- Never contact the ceramic with the iron tip
- 1.0mm tip diameter (max)

**Figure 3.
Hand Soldering**



Note:

- Use a 20 watt soldering iron with tip diameter of 1.0mm
- Limit soldering time to 3 sec.

APPROVED BY	CHECKED BY	DRAWN BY
陈启善	曹春宁	余运鸿



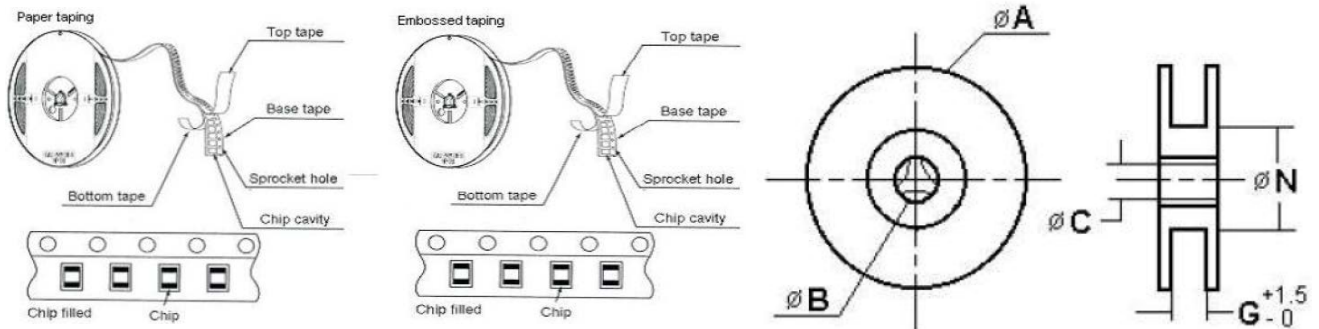
惠州市德立电子有限公司
HUI ZHOU DE LI ELECTRONICS CO., LTD

CUSTOMER:		REV NO:	A1.0
DESCRIPTION:	WIRE WOUND TYPE COMMON MODE	PAGE NO:	PAGE 6 OF 6
PART NO:	WBA1206D系列	SN.	
CUSTOMER NO:		DATE:	2020年12月21日

6. PACKAGING(unit: mm)

Type	0805				
Quantity	2000				

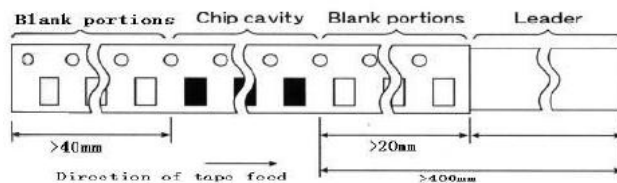
TAPING DRAWINGS



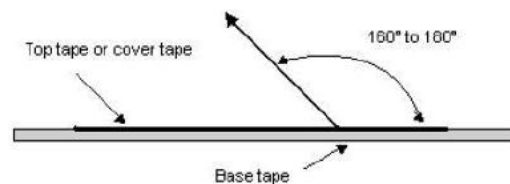
REEL DIMENSIONS(UNIT:mm)

	A	B	C	N	G
CF-8	178±2.0	22±2.0	12.5±1.5	57±2.0	8
CF-12	178±2.0	22±2.0	12.5±1.5	98±2.0	12

LEADER AND BLANK PORTION



PEELLING OFF FORCE:0.05 to 0.7N in the direction show below.



APPROVED BY	CHECKED BY	DRAFT
陈启善	曹春宁	余运鸿

X-ON Electronics

Largest Supplier of Electrical and Electronic Components

Click to view similar products for [Common Mode Chokes / Filters](#) category:

Click to view products by [DDY](#) manufacturer:

Other Similar products are found below :

[PE-64683](#) [RD5122-6-9M6](#) [RD6137-6-7M5](#) [RD8147-16-3M0](#) [ST6118T-R](#) [FE3X025-10-7NL](#) [RD7147-25-0M7](#) [TCM0806G-350-2P-T](#)
[TCM0806G-650-2P-T](#) [IND-0110](#) [UAL21VR0802000](#) [UALSC023000000](#) [UALSC1020JH000](#) [UALSU10VD20010](#) [UALSU9VD070100](#) [36-00037](#) [UALW21HS072450](#) [UALSU9H0208000](#) [UAL24VK06450CH](#) [PLT10HH501100PNB](#) [PLT10HH401100PNB](#) [PLT10HH1026R0PNB](#)
[36-00029-01](#) [PE-67531](#) [TLH10UB](#) [113 0R5](#) [2752045447](#) [7351V](#) [CMF16-153131](#) [RD7147-6-6M0](#) [T8116NLT](#) [FE2X10-4-2NL](#) [36-00029-07](#)
[T8003NLT](#) [CTX01-13663](#) [CTX66-19521-R](#) [RC212-0.5-10M](#) [RC112-0.4-15M](#) [RC212-0.6-6M8](#) [RC212-0.4-15M](#) [RC112-0.3-30M](#)
[WTCF2012Z0M751PB](#) [PH9408.814NLT](#) [PAC6006.364NLT](#) [PAC6006.444NLT](#) [PAC6006.204NLT](#) [PH9407.204NLT](#) [PAC6006.264NLT](#)
[PH9408.105NLT](#) [PH9408.494NLT](#) [PAC6006.104NLT](#)