

# 承認書

## SPECIFICATION FOR APPROVAL

CUSTOMER: 2144

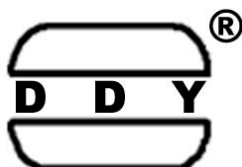
DESCRIPTION: WIRE WOUND TYPE COMMON MODE FILTER

DDY PART NO: WBA1206D222PT-HF

CUSTOMERMODELNO: \_\_\_\_\_

DRAWING		
MADE	CHECKED	APPROVED
余运鸿	曹春宁	陈启善
DATE:	2021年2月1日	

CUSTOMER APPROVE



惠州市德立电子有限公司  
HUI ZHOU DE LI ELECTRONICS CO., LTD

廣東省博羅縣洲際工業園梅園三路  
NO.3 MEI YUAN ROAD,ZHOU JI INDUSTRIAL AREA,BOLUO COUNTY GUANGDONG

電話：0752-6207968 0752-6207962

傳真：0752-6207969

郵編：516100

Http://ddycoils.com



惠州市德立电子有限公司

HUI ZHOU DE LI ELECTRONICS CO., LTD

CUSTOMER:	2144	REV NO:	A1.0
DESCRIPTION:	WIRE WOUND TYPE COMMON MODE FILTER	PAGE NO:	PAGE 1 OF 6
PART NO:	WBA1206D222PT-HF	SN.	
CUSTOMER NO:		DATE:	2021年2月1日

# CATALOG

Resume .....	P2
Shape & Dimension .....	P3
Characteristic .....	P3
Part numbering ststem .....	P3
General specification .....	P3
Test Data for samples .....	P4
Soldering Conditions .....	P5
Package Information .....	P6





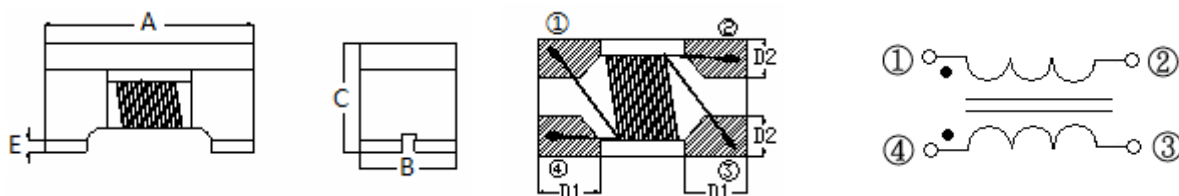
惠州市德立电子有限公司

HUI ZHOU DE LI ELECTRONICS CO., LTD

CUSTOMER:	2144	REV NO:	A1.0
DESCRIPTION:	WIRE WOUND TYPE COMMON MODE FILTER	PAGE NO:	PAGE 3 OF 6
PART NO:	WBA1206D222PT-HF	SN.	
CUSTOMER NO:		DATE:	2021年2月1日

### 1. SHAPE & DIMENSION

UNIT:mm



CODE	A	B	C	D1	D2	E	
DIMENSION	3.20±0.20	1.60±0.20	1.9±0.2	0.7 Typ.	0.6 Typ.	0.2±0.1	

### 2. ELECTRICAL CHARACTERISTICS @25°C

Part Number	Z	Freq	Rdc	Irms	Rated Voltage	Min Insulation Resistance
	(Ω)	(MHz)	(Ω)max	(mA)max	Volts	MΩ
WBA1206D222PT-HF	2200	100	1.2	200	50	10

### 3. PART NUMBERING SYSTEM

WBA □□□□ □ □□□ □ □ — □□  
 1 2 3 4 5 6 — 7

- 1 PRODUCT SYMBOL (产品代号)
- 2 DIMENSIONS (规格尺寸)
- 3 MATERIAL (芯片类型)
- 4 IMPEDANCE (阻抗)
- 5 TOLERANCE (公差) : P±25%; N±30%
- 6 PACKAGING (包装方式) : T-编带盘装; B-散装
- 7 E.P. (环保) : LF—Lead Free HF—Halogen Free FP—Red Phosphor Free

### 4. GENERAL SPECIFICATION

a. Rating DC current: Temperature rise(ΔT) is 40°C approximately at Irms.

APPROVED BY	CHECKED BY	DRAFT
陈启善	曹春宁	余运鸿



惠州市德立电子有限公司

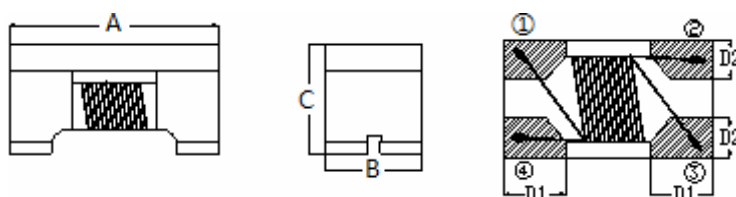
HUI ZHOU DE LI ELECTRONICS CO., LTD

CUSTOMER:	2144	REV NO:	A1.0
DESCRIPTION:	WIRE WOUND TYPE COMMON MODE FILTER	PAGE NO:	PAGE 4 OF 6
PART NO:	WBA1206D222PT-HF	SN.	
CUSTOMER NO:		DATE:	2021年2月1日

**5. TEST DATA FOR SAMPLES**

TEST ITEM	Z	Rdc	A	B	C	D1	D2
	(Ω)	(Ω)	(mm)	(mm)	(mm)	(mm)	(mm)
CON.	100MHz/0.5V	At 25°C	3.20±0.20	1.60±0.20	1.9±0.2	0.7 Typ.	0.6 Typ.
SPEC.	2200±25%	1.20 MAX					
1	2216.00	0.92	3.23	1.62	1.92	0.61	0.61
2	2231.00	0.91	3.21	1.62	1.90	0.63	0.61
3	2225.00	0.92	3.23	1.64	1.91	0.62	0.59
4	2229.00	0.92	3.23	1.60	1.92	0.62	0.61
5	2235.00	0.91	3.25	1.61	1.90	0.63	0.62
6	2316.00	0.92	3.21	1.61	1.93	0.62	0.61
7	2291.00	0.92	3.23	1.62	1.94	0.62	0.63
8	2291.00	0.92	3.24	1.62	1.93	0.61	0.62
9	2211.00	0.92	3.23	1.60	1.92	0.63	0.6
10	2164.00	0.92	3.23	1.63	1.93	0.64	0.61
X	2240.90	0.92	3.23	1.62	1.92	0.62	0.61
R	152.00	0.01	0.04	0.04	0.04	0.03	0.04

图示:



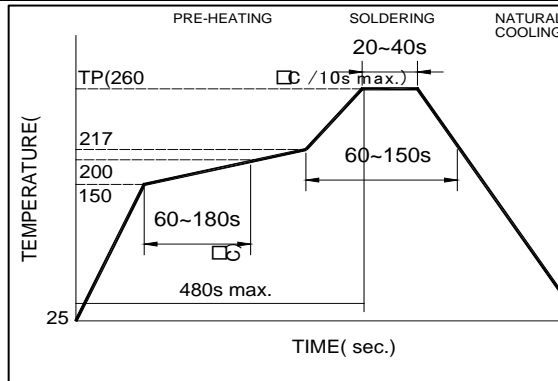
APPROVED BY	CHECKED BY	DRAFT
陈启善	曹春宁	余运鸿



CUSTOMER:	2144	REV NO:	A1.0
DESCRIPTION:	WIRE WOUND TYPE COMMON MODE FILTER	PAGE NO:	PAGE 5 OF 6
PART NO:	WBA1206D222PT-HF	SN.	
CUSTOMER NO:		DATE:	2021年2月1日

**6. SOLDERING CONDITIONS**

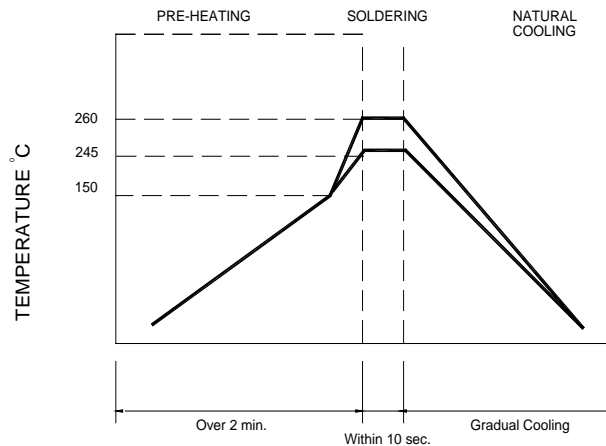
**Figure 1.  
Re-flow  
Soldering (Lead  
Free)**



Note:

- Preheat circuit and products to 150°C
- 260°C tip temperature (max)
- Reflow times: no more than 2 times
- Solder paste thickness: the best 0.08mm is, but max is 0.1mm

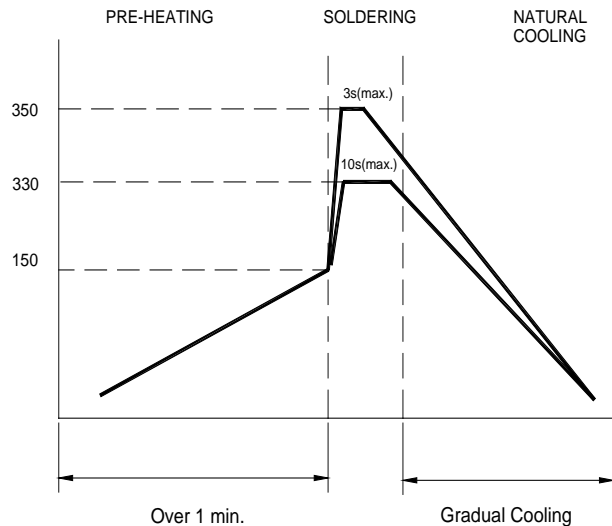
**Figure 2.  
Wave Soldering**



Note :

- Never contact the ceramic with the iron tip
- 1.0mm tip diameter (max)

**Figure 3.  
Hand Soldering**



Note:

- Use a 20 watt soldering iron with tip diameter of 1.0mm
- Limit soldering time to 3 sec.

APPROVED BY	CHECKED BY	DRAWN BY
陈启善	曹春宁	余运鸿



惠州市德立电子有限公司

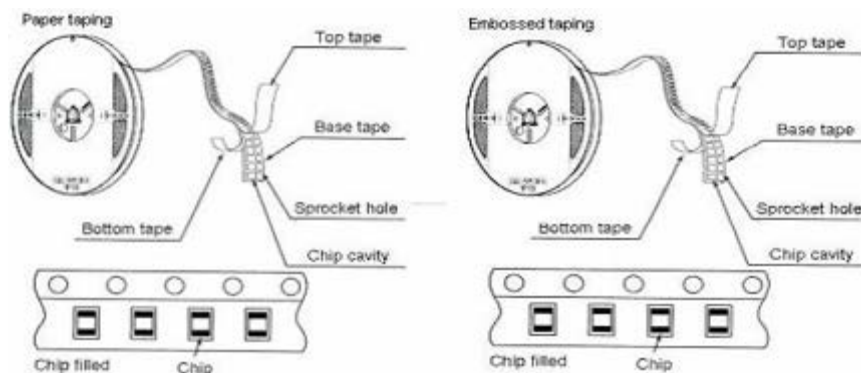
HUI ZHOU DE LI ELECTRONICS CO., LTD

CUSTOMER:	2144	REV NO:	A1.0
DESCRIPTION:	WIRE WOUND TYPE COMMON MODE FILTER	PAGE NO:	PAGE 6 OF 6
PART NO:	WBA1206D222PT-HF	SN.	
CUSTOMER NO:		DATE:	2021年2月1日

**7. PACKAGING(unit: mm)**

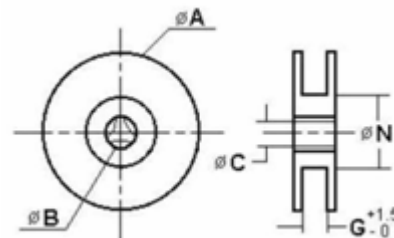
Type	0603	0805	1206	1812
Quantity	2000	2000	2000	500

**TAPING DRAWINGS**

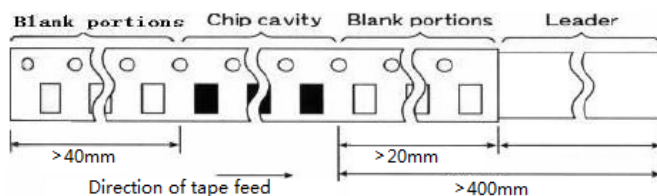


**REEL DIMENSIONS(UNIT:mm)**

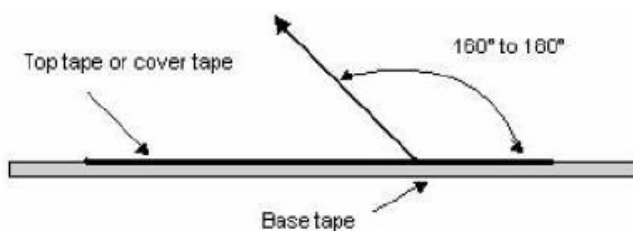
	A	B	C	N	G
CF-8	178±2.0	22±2.0	12.5±1.5	57±2.0	8
CF-12	178±2.0	22±2.0	12.5±1.5	98±2.0	12



**LEADER AND BLANK PORTION**



**PEELLING OFF FORCE:0.05 to 0.7N in the direction show below.**



APPROVED BY	CHECKED BY	DRAFT
陈启善	曹春宁	余运鸿

## X-ON Electronics

Largest Supplier of Electrical and Electronic Components

*Click to view similar products for [Common Mode Chokes / Filters](#) category:*

*Click to view products by [DDY](#) manufacturer:*

Other Similar products are found below :

[PE-64683](#) [RD5122-6-9M6](#) [RD6137-6-7M5](#) [RD8147-16-3M0](#) [ST6118T-R](#) [FE3X025-10-7NL](#) [RD7147-25-0M7](#) [TCM0806G-350-2P-T](#)  
[TCM0806G-650-2P-T](#) [IND-0110](#) [UAL21VR0802000](#) [UALSC023000000](#) [UALSC1020JH000](#) [UALSU10VD20010](#) [UALSU9VD070100](#) [36-00037](#) [UALW21HS072450](#) [UALSU9H0208000](#) [UAL24VK06450CH](#) [PLT10HH501100PNB](#) [PLT10HH401100PNB](#) [PLT10HH1026R0PNB](#)  
[36-00029-01](#) [PE-67531](#) [TLH10UB](#) [113 0R5](#) [2752045447](#) [7351V](#) [CMF16-153131](#) [RD7147-6-6M0](#) [T8116NLT](#) [FE2X10-4-2NL](#) [36-00029-07](#)  
[T8003NLT](#) [CTX01-13663](#) [CTX66-19521-R](#) [RC212-0.5-10M](#) [RC112-0.4-15M](#) [RC212-0.6-6M8](#) [RC212-0.4-15M](#) [RC112-0.3-30M](#)  
[WTCF2012Z0M751PB](#) [PH9408.814NLT](#) [PAC6006.364NLT](#) [PAC6006.444NLT](#) [PAC6006.204NLT](#) [PH9407.204NLT](#) [PAC6006.264NLT](#)  
[PH9408.105NLT](#) [PH9408.494NLT](#) [PAC6006.104NLT](#)