

# 承認書

## SPECIFICATION FOR APPROVAL

CUSTOMER: 2144

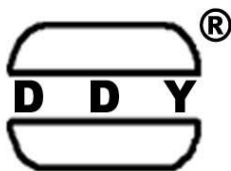
DESCRIPTION: WIRE WOUND CHIP INDUCTOR

DDY PART NO: WI0402IF系列

CUSTOMER MODEL NO: \_\_\_\_\_

DRAWING		
MADE	CHECKED	APPROVE
譚晶晶	黃志偉	肖中華
DATE:	2023年9月19日	

CUSTOMER APPROVE



惠州市德立电子有限公司  
HUI ZHOU DE LI ELECTRONICS CO., LTD

廣東省博羅縣洲際工業園梅園三路  
NO.3 MEI YUAN ROAD,ZHOU JI INDUSTRIAL AREA,BOLUO COUNTY GUANGDONG

電話：15970768093 13640935893

傳真：0752-6207969

郵編：516100

Http://ddycoils.com



惠州市德立电子有限公司

HUI ZHOU DE LI ELECTRONICS CO., LTD

CUSTOMER:		REV NO:	A
DESCRIPTION:	WIRE WOUND CHIP INDUCTOR	PAGE NO:	PAGE 1 OF 6
PART NO:	WI0402IF系列	SN.	
CUSTOMER NO:		DATE:	2023年9月19日

## CATALOG

Resume	.....	P2
Shape & Dimension	.....	P3
Part numbering stsem	.....	P3
General specification	.....	P3
Electrical Characteristics List	.....	P4
Soldering Conditions	.....	P5
Package Information	.....	P6





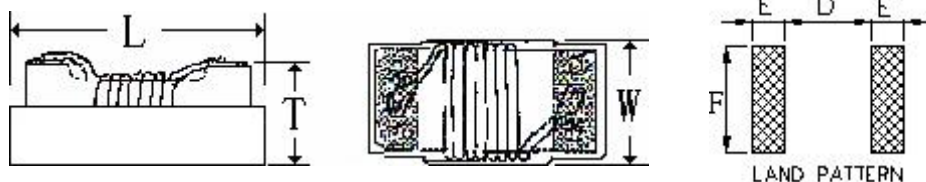
# 惠州市德立电子有限公司

## HUI ZHOU DE LI ELECTRONICS CO., LTD

CUSTOMER:		REV NO:	A
DESCRIPTION:	WIRE WOUND CHIP INDUCTOR	PAGE NO:	PAGE 3 OF 6
PART NO:	WI0402IF系列	SN.	
CUSTOMER NO:		DATE:	2023年9月19日

### 1.SHAPE & DIMENSION

UNIT:mm



CODE		L(MAX)	W(MAX)	T(MAX)	E(Typ.)	F(Typ.)	D(Typ.)
DIMENSION	WI0402IF	1.19	0.70	0.64	0.36	0.66	0.46

### 2. PART NUMBERING SYSTEM

**WI**   **0402**   **IF**   **R47**   **K**   **S**   **T**   **HF**  
**1**   **2**   **3**   **4**   **5**   **6**   **7**   **8**

- 1 PRODUCT SYMBOL (产品代号)
- 2 DIMENSIONS (规格尺寸)
- 3 MATERIAL (芯片类型)
- 4 INDUCTANCE (电感量)
- 5 TOLERANCE (公差) : J±5%; K±10%; M±20%
- 6 TERMINAL (端电极材料) : S-锡端头;
- 7 PACKAGING (包装方式) : T-编带盘装; B-散装
- 8 E.P. (环保) : LF—Lead Free HF—Halogen Free FP—Red Phosphor Free

### 3.GENERAL SPECIFICATION

- Saturation DC current: Inductance drop approximately 30% of L0 at Isat.
- Operating temp.: -40℃~ +85℃
- Storage temp.: -10℃ ~ +40℃ R.H.: 65% Max
- Moisture sensitivity level (MSL) 2 (1 year floor life at <30℃/65% relative humidity)

APPROVED BY	CHECKED BY	DRAFT
肖中华	黄志伟	谭晶晶



# 惠州市德立电子有限公司

## HUI ZHOU DE LI ELECTRONICS CO., LTD

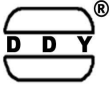
CUSTOMER:		REV NO:	A
DESCRIPTION:	WIRE WOUND CHIP INDUCTOR	PAGE NO:	PAGE 4 OF 6
PART NO:	WI0402IF系列	SN.	
CUSTOMER NO:		DATE:	2023年9月19日

### 4. Electrical Characteristics List

NO.	Part Number	L	Freq	SRF	Rdc	Isat	产品公差
		(nH)	(MHz)	(MHz)Min	( $\Omega$ ) Max	(mA) Max	
1	WI0402IFR10□ST-HF	100	7.9	1400	0.16	900	K,M
2	WI0402IFR15□ST-HF	150	7.9	1220	0.26	630	K,M
3	WI0402IFR18□ST-HF	180	7.9	1150	0.28	560	K,M
4	WI0402IFR20□ST-HF	200	7.9	1000	0.44	400	K,M
5	WI0402IFR22□ST-HF	220	7.9	1150	0.53	380	K,M
6	WI0402IFR25□ST-HF	250	7.9	900	0.9	360	K,M
7	WI0402IFR27□ST-HF	270	7.9	860	0.9	360	K,M
8	WI0402IFR30□ST-HF	300	7.9	860	0.9	360	K,M
9	WI0402IFR33□ST-HF	330	7.9	820	0.56	350	K,M
10	WI0402IFR36□ST-HF	360	7.9	810	0.9	250	K,M
11	WI0402IFR39□ST-HF	390	7.9	760	1	200	K,M
12	WI0402IFR47□ST-HF	470	7.9	650	1	200	K,M
13	WI0402IFR56□ST-HF	560	7.9	600	1.2	200	K,M
14	WI0402IFR68□ST-HF	680	7.9	290	1.6	100	K,M
15	WI0402IFR82□ST-HF	820	7.9	385	5.85	90	K,M
16	WI0402IF1R0□ST-HF	1000	7.9	200	6.5	50	J,K,M
17	WI0402IF2R2□ST-HF	2200	7.9	100	2.3	40	J,K,M
18	WI0402IF4R7□ST-HF	4700	7.9	50 Typ	4.8	10	J,K,M

产品公差: J $\pm$ 5%; K $\pm$ 10%; M $\pm$ 20%

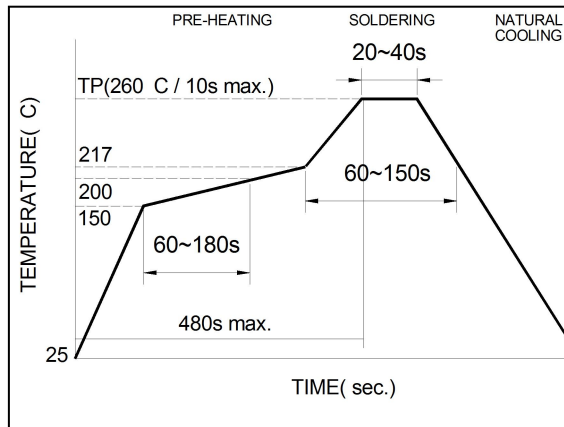
APPROVED BY	CHECKED BY	DRAFT
肖中华	黄志伟	谭晶晶



CUSTOMER:		REV NO:	A
DESCRIPTION:	WIRE WOUND CHIP INDUCTOR	PAGE NO:	PAGE 5 OF 6
PART NO:	WI0402IF系列	SN.	
CUSTOMER NO:		DATE:	2023年9月19日

### 5. SOLDERING CONDITIONS

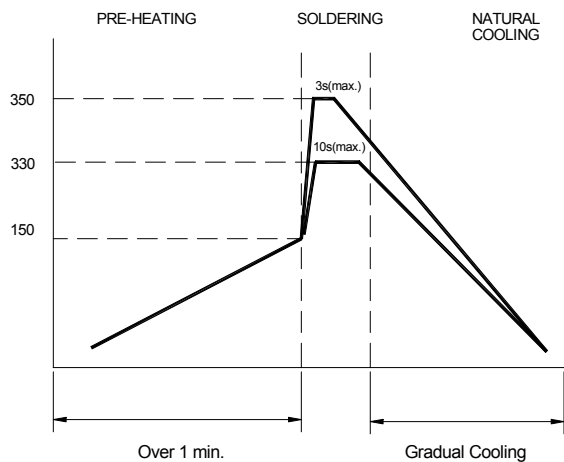
**Figure 1.  
Re-flow  
Soldering  
(Lead Free)**



Note:

- Preheat circuit and products to 150°C
- 260°C tip temperature (max)
- Reflow times: no more than 2 times
- Solder paste thickness: the best 0.08mm is ,but max is 0.1mm

**Figure 2.  
Hand  
Soldering**



Note:

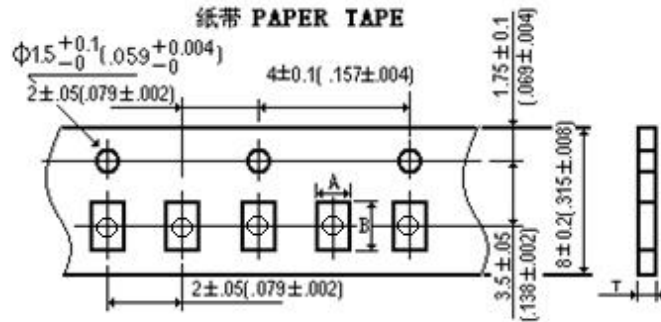
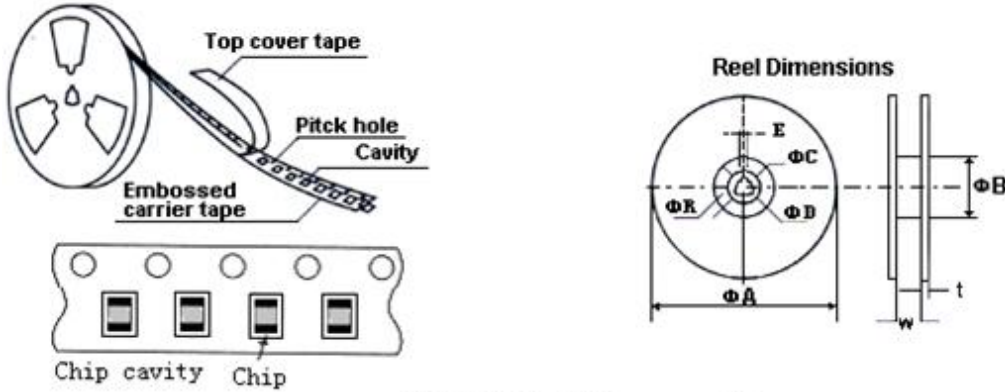
- Use a 20 watt soldering iron with tip diameter of 1.0mm
- Limit soldering time to 3 sec.

APPROVED BY	CHECKED BY	DRAFT
肖中华	黄志伟	谭晶晶

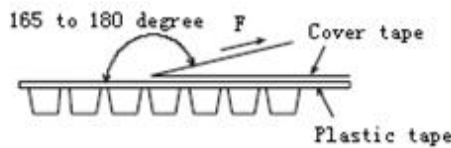


CUSTOMER:		REV NO:	A
DESCRIPTION:	WIRE WOUND CHIP INDUCTOR	PAGE NO:	PAGE 6 OF 6
PART NO:	WI0402IF系列	SN.	
CUSTOMER NO:		DATE:	2023年9月19日

6. PACKAGING(unit: mm)



Peeling off force  
 Full strength  
 0402~1210:20g~80g  
 Speed of peeling off:  
 300mm/min±10%



	A	B	T
0402纸带	0.74	1.23	0.75

Type	ΦA	ΦB	ΦC	ΦD	E	W	t
402	178	60	13	21	2	8.4	2

包装数量(PACKAGING QUANTITY): 10000Pcs/盘

注意:

此物料不涉及汽车或相关产品方面的应用, 否则, 由此引起的一切品质和责任问题, 我司将概不承担。

APPROVED BY	CHECKED BY	DRAFT
肖中华	黄志伟	谭晶晶

## X-ON Electronics

Largest Supplier of Electrical and Electronic Components

*Click to view similar products for [Fixed Inductors](#) category:*

*Click to view products by [DDY](#) manufacturer:*

Other Similar products are found below :

[CR32NP-100KC](#) [70F224AI](#) [MHQ1005P10NJ](#) [MHQ1005P1N0S](#) [MHQ1005P2N4S](#) [MHQ1005P3N6S](#) [MHQ1005P5N1S](#) [MHQ1005P8N2J](#)  
[PE-53601NL](#) [PE-53602NL](#) [PG0936.113NLT](#) [9220-20](#) [9310-16](#) [PM06-2N7](#) [PM06-39NJ](#) [A01TK](#) [1206CS-471XJ](#) [HC2-R47-R](#) [HC8-1R2-R](#)  
[HCF1305-3R3-R](#) [1206CS-151XG](#) [RCH664NP-4R7M](#) [RCP1317NP-391L](#) [DH2280-4R7M](#) [DS1608C-106](#) [B10TJ](#) [B82498B3101J000](#) [ELJ-](#)  
[RE27NJF2](#) [1812CS-153XJ](#) [1812CS-183XJ](#) [1812CS-223XJ](#) [1812LS-104XJ](#) [1812LS-105XJ](#) [1812LS-124XJ](#) [1812LS-154XJ](#) [1812LS-223XJ](#)  
[1812LS-224XJ](#) [1812LS-563XJ](#) [1812LS-683XJ](#) [1812LS-824XJ](#) [NIN-FB101JTR110F](#) [NIN-FB471JTR62F](#) [NIN-FC1R5JTR220F](#) [NIN-](#)  
[HCR15JTRF](#) [NIN-HCR33JTRF](#) [NIN-HDR22JTRF](#) [NIN-HDR82JTRF](#) [NIN-HK2N7STRF](#) [NIN-PA150KTR370F](#) [NIN-PB100KTR550F](#)