

承認書

SPECIFICATION FOR APPROVAL

CUSTOMER: 2144

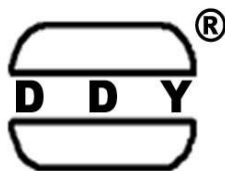
DESCRIPTION: WIRE WOUND CHIP INDUCTOR

DDY PART NO: WI0402UC系列

CUSTOMER MODEL NO: _____

| DRAWING | | |
|---------|------------|----------|
| MADE | CHECKED | APPROVED |
| 谭晶晶 | 黄志伟 | 肖中华 |
| DATE: | 2023年9月19日 | |

| CUSTOMER APPROVE |
|------------------|
| |



惠州市德立电子有限公司
HUI ZHOU DE LI ELECTRONICS CO., LTD

廣東省博羅縣洲際工業園梅園三路
NO.3 MEI YUAN ROAD, ZHOU JI INDUSTRIAL AREA, BOLUO COUNTY GUANGDONG

電話：15970768093 13640935893

傳真：0752-6207969

郵編：516100

Http://ddycoils.com



惠州市德立电子有限公司

HUI ZHOU DE LI ELECTRONICS CO., LTD

| | | | |
|--------------|--------------------------|----------|-------------|
| CUSTOMER: | | REV NO: | A |
| DESCRIPTION: | WIRE WOUND CHIP INDUCTOR | PAGE NO: | PAGE 1 OF 7 |
| PART NO: | WI0402UC系列 | SN. | |
| CUSTOMER NO: | | DATE: | 2023年9月19日 |

CATALOG

| | | |
|---------------------------------|-------|------|
| Resume | | P2 |
| Shape & Dimension | | P3 |
| Part numbering system | | P3 |
| General specification | | P3 |
| Electrical Characteristics List | | P4-5 |
| Soldering Conditions | | P6 |
| Package Information | | P7 |



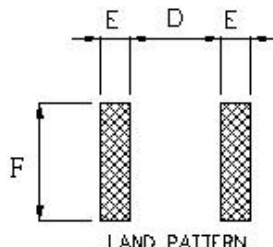
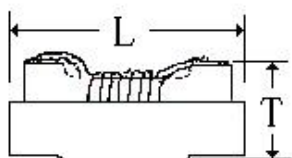
惠州市德立电子有限公司

HUI ZHOU DE LI ELECTRONICS CO., LTD

| | | | |
|--------------|--------------------------|----------|-------------|
| CUSTOMER: | | REV NO: | A |
| DESCRIPTION: | WIRE WOUND CHIP INDUCTOR | PAGE NO: | PAGE 3 OF 7 |
| PART NO: | WI0402UC系列 | SN. | |
| CUSTOMER NO: | | DATE: | 2023年9月19日 |

1. SHAPE & DIMENSION

UNIT:mm



| CODE | | L(MAX) | W(MAX) | T(MAX) | E(Typ.) | F(Typ.) | D(Typ.) |
|-----------|----------|--------|--------|--------|---------|---------|---------|
| DIMENSION | WI0402UC | 1.19 | 0.70 | 0.64 | 0.36 | 0.66 | 0.46 |
| | | | | | | | |
| | | | | | | | |
| | | | | | | | |
| | | | | | | | |

2. PART NUMBERING SYSTEM

WI **0402** **UC** **1N0** **J** **S** **T** **—** **HF**
1 **2** **3** **4** **5** **6** **7** **8**

- 1 PRODUCT SYMBOL (产品代号)
- 2 DIMENSIONS (规格尺寸)
- 3 MATERIAL (芯片类型)
- 4 INDUCTANCE (电感量)
- 5 TOLERANCE (公差) : S \pm 0.3; D \pm 0.5; G \pm 2%; J \pm 5%; K \pm 10%; M \pm 20%
- 6 TERMINAL (端电极材料) : G-金端头; S-锡端头;
- 7 PACKAGING (包装方式) : T-编带盘装; B-散装
- 8 E.P. (环保) : LF—Lead Free HF—Halogen Free FP—Red Phosphor Free

3. GENERAL SPECIFICATION

- a. Rating DC current: Temperature rise(ΔT) is 40°C approximately at Irms.
- b. Operating temp.: -40°C~ +85°C
- c. Storage temp.: -10°C ~ +40°C R.H.: 65% Max
- d. Moisture sensitivity level (MSL) 2 (1 year floor life at <30°C/65% relative humidity)

| | | |
|-------------|------------|-------|
| APPROVED BY | CHECKED BY | DRAFT |
| 肖中华 | 黄志伟 | 谭晶晶 |



惠州市德立电子有限公司

HUI ZHOU DE LI ELECTRONICS CO., LTD

| | | | |
|--------------|--------------------------|----------|-------------|
| CUSTOMER: | | REV NO: | A |
| DESCRIPTION: | WIRE WOUND CHIP INDUCTOR | PAGE NO: | PAGE 4 OF 7 |
| PART NO: | WI0402UC系列 | SN. | |
| CUSTOMER NO: | | DATE: | 2023年9月19日 |

4. 1TEST DATA FOR SAMPLES

| NO. | Part Number | L | Freq | Q | SRF | Rdc | Irms | 产品公差 |
|-----|-------------------|------|-------|-----|--------------|---------|----------|---------|
| | | (nH) | (MHz) | Min | (GHz) Min | (Ω) Max | (mA) Max | |
| 1 | WI0402UC1N0□ST-HF | 1.0 | 250 | 10 | 12.9 | 0.045 | 1360 | S,D,K,M |
| 2 | WI0402UC1N3□ST-HF | 1.3 | 250 | 8 | 12.9 | 0.150 | 900 | S,D,K,M |
| 3 | WI0402UC1N5□ST-HF | 1.5 | 250 | 8 | 12.9 | 0.150 | 800 | S,D,K,M |
| 4 | WI0402UC1N8□ST-HF | 1.8 | 250 | 20 | 12 | 0.070 | 1040 | S,D,K,M |
| 5 | WI0402UC1N9□ST-HF | 1.9 | 250 | 20 | 11.3 | 0.070 | 1040 | S,D,K,M |
| 6 | WI0402UC2N0□ST-HF | 2.0 | 250 | 23 | 11.1 | 0.090 | 1040 | J,K,M |
| 7 | WI0402UC2N2□ST-HF | 2.2 | 250 | 22 | 10.8 | 0.090 | 960 | J,K,M |
| 8 | WI0402UC2N4□ST-HF | 2.4 | 250 | 22 | 10.5 | 0.090 | 790 | J,K,M |
| 9 | WI0402UC2N6□ST-HF | 2.6 | 250 | 12 | 10.4 | 0.170 | 400 | J,K,M |
| 10 | WI0402UC2N7□ST-HF | 2.7 | 250 | 12 | 10.4 | 0.170 | 400 | J,K,M |
| 11 | WI0402UC2N9□ST-HF | 2.9 | 250 | 8 | 8 | 0.250 | 400 | J,K,M |
| 12 | WI0402UC3N0□ST-HF | 3.0 | 250 | 24 | 7 | 0.076 | 840 | J,K,M |
| 13 | WI0402UC3N3□ST-HF | 3.3 | 250 | 24 | 7 | 0.076 | 840 | J,K,M |
| 14 | WI0402UC3N6□ST-HF | 3.6 | 250 | 24 | 6.8 | 0.076 | 840 | J,K,M |
| 15 | WI0402UC3N9□ST-HF | 3.9 | 250 | 24 | 6 | 0.076 | 840 | J,K,M |
| 16 | WI0402UC4N1□ST-HF | 4.1 | 250 | 22 | 6 | 0.091 | 700 | J,K,M |
| 17 | WI0402UC4N3□ST-HF | 4.3 | 250 | 22 | 6 | 0.091 | 700 | J,K,M |
| 18 | WI0402UC4N7□ST-HF | 4.7 | 250 | 20 | 4.77 | 0.130 | 640 | J,K,M |
| 19 | WI0402UC5N1□ST-HF | 5.1 | 250 | 23 | 4.8 | 0.110 | 800 | J,K,M |
| 20 | WI0402UC5N6□ST-HF | 5.6 | 250 | 25 | 4.8 | 0.110 | 760 | J,K,M |
| 21 | WI0402UC5N8□ST-HF | 5.8 | 250 | 25 | 4.8 | 0.110 | 760 | J,K,M |
| 22 | WI0402UC6N2□ST-HF | 6.2 | 250 | 25 | 4.8 | 0.110 | 760 | J,K,M |
| 23 | WI0402UC6N8□ST-HF | 6.8 | 250 | 24 | 4.8 | 0.120 | 680 | J,K,M |
| 24 | WI0402UC7N2□ST-HF | 7.2 | 250 | 25 | 4.8 | 0.120 | 680 | J,K,M |
| 25 | WI0402UC7N3□ST-HF | 7.3 | 250 | 25 | 4.8 | 0.120 | 680 | J,K,M |
| 26 | WI0402UC7N5□ST-HF | 7.5 | 250 | 25 | 4.8 | 0.150 | 680 | J,K,M |
| 27 | WI0402UC8N2□ST-HF | 8.2 | 250 | 25 | 4.4 | 0.150 | 680 | J,K,M |
| 28 | WI0402UC8N7□ST-HF | 8.7 | 250 | 25 | 4.1 | 0.200 | 480 | J,K,M |
| 29 | WI0402UC9N0□ST-HF | 9.0 | 250 | 25 | 4.16 | 0.150 | 680 | J,K,M |
| 30 | WI0402UC9N1□ST-HF | 9.1 | 250 | 25 | 4.16 | 0.150 | 680 | J,K,M |

| | | |
|-------------|------------|-------|
| APPROVED BY | CHECKED BY | DRAFT |
| 肖中华 | 黄志伟 | 谭晶晶 |



惠州市德立电子有限公司
HUI ZHOU DE LI ELECTRONICS CO., LTD

| | | | |
|--------------|--------------------------|----------|-------------|
| CUSTOMER: | | REV NO: | A |
| DESCRIPTION: | WIRE WOUND CHIP INDUCTOR | PAGE NO: | PAGE 5 OF 7 |
| PART NO: | WI0402UC系列 | SN: | |
| CUSTOMER NO: | | DATE: | 2023年9月19日 |

4. 2TEST DATA FOR SAMPLES

| NO. | Part Number | L | Freq | Q | SRF | Rdc | Irms | 产品公差 |
|-----|-------------------|-------|-------|-----|--------------|---------|----------|---------|
| | | (nH) | (MHz) | Min | (GHz) Min | (Ω) Max | (mA) Max | |
| 31 | WI0402UC9N5□ST-HF | 9.5 | 250 | 24 | 4.00 | 0.200 | 480 | J,K,M |
| 32 | WI0402UC10N□ST-HF | 10.0 | 250 | 24 | 3.90 | 0.200 | 480 | J,K,M |
| 33 | WI0402UC11N□ST-HF | 11.0 | 250 | 26 | 3.68 | 0.120 | 640 | J,K,M |
| 34 | WI0402UC12N□ST-HF | 12.0 | 250 | 26 | 3.60 | 0.120 | 640 | J,K,M |
| 35 | WI0402UC13N□ST-HF | 13.0 | 250 | 24 | 3.45 | 0.210 | 440 | J,K,M |
| 36 | WI0402UC15N□ST-HF | 15.0 | 250 | 26 | 3.28 | 0.170 | 560 | J,K,M |
| 37 | WI0402UC16N□ST-HF | 16.0 | 250 | 25 | 3.10 | 0.250 | 560 | J,K,M |
| 38 | WI0402UC18N□ST-HF | 18.0 | 250 | 25 | 3.10 | 0.230 | 420 | J,K,M |
| 39 | WI0402UC19N□ST-HF | 19.0 | 250 | 26 | 3.04 | 0.240 | 480 | J,K,M |
| 40 | WI0402UC20N□ST-HF | 20.0 | 250 | 26 | 3.00 | 0.250 | 420 | J,K,M |
| 41 | WI0402UC22N□ST-HF | 22.0 | 250 | 25 | 2.80 | 0.300 | 400 | J,K,M |
| 42 | WI0402UC23N□ST-HF | 23.0 | 250 | 25 | 2.72 | 0.300 | 400 | J,K,M |
| 43 | WI0402UC24N□ST-HF | 24.0 | 250 | 25 | 2.70 | 0.350 | 400 | J,K,M |
| 44 | WI0402UC27N□ST-HF | 27.0 | 250 | 25 | 2.48 | 0.300 | 400 | J,K,M |
| 45 | WI0402UC30N□ST-HF | 30.0 | 250 | 25 | 2.35 | 0.400 | 400 | J,K,M |
| 46 | WI0402UC33N□ST-HF | 33.0 | 250 | 24 | 2.35 | 0.400 | 400 | J,K,M |
| 47 | WI0402UC36N□ST-HF | 36.0 | 250 | 25 | 2.32 | 0.500 | 320 | J,K,M |
| 48 | WI0402UC39N□ST-HF | 39.0 | 250 | 25 | 2.10 | 0.550 | 200 | J,K,M |
| 49 | WI0402UC40N□ST-HF | 40.0 | 250 | 24 | 2.24 | 0.650 | 320 | J,K,M |
| 50 | WI0402UC43N□ST-HF | 43.0 | 250 | 25 | 2.03 | 0.810 | 100 | J,K,M |
| 51 | WI0402UC47N□ST-HF | 47.0 | 250 | 25 | 2.10 | 0.830 | 150 | J,K,M |
| 52 | WI0402UC51N□ST-HF | 51.0 | 250 | 25 | 1.75 | 0.920 | 100 | J,K,M |
| 53 | WI0402UC56N□ST-HF | 56.0 | 250 | 25 | 1.76 | 0.970 | 100 | J,K,M |
| 54 | WI0402UC62N□ST-HF | 62.0 | 250 | 25 | 1.62 | 1.400 | 100 | J,K,M |
| 55 | WI0402UC68N□ST-HF | 68.0 | 250 | 25 | 1.62 | 1.500 | 100 | J,K,M |
| 56 | WI0402UC72N□ST-HF | 72.0 | 250 | 25 | 1.26 | 1.700 | 50 | J,K,M |
| 57 | WI0402UC75N□ST-HF | 75.0 | 250 | 25 | 1.26 | 1.750 | 50 | J,K,M |
| 58 | WI0402UC77N□ST-HF | 77.0 | 250 | 25 | 1.26 | 1.750 | 50 | J,K,M |
| 59 | WI0402UC82N□ST-HF | 82.0 | 250 | 25 | 1.26 | 1.800 | 50 | J,K,M |
| 60 | WI0402UC91N□ST-HF | 91.0 | 250 | 24 | 1.16 | 2.200 | 30 | J,K,M |
| 61 | WI0402UCR10□ST-HF | 100.0 | 250 | 24 | 1.16 | 2.500 | 30 | G,J,K,M |
| 62 | WI0402UCR11□ST-HF | 110.0 | 250 | 24 | 1.15 | 2.600 | 30 | G,J,K,M |
| 63 | WI0402UCR12□ST-HF | 120.0 | 250 | 24 | 1.10 | 2.200 | 30 | G,J,K,M |
| 64 | WI0402UCR15□ST-HF | 150.0 | 250 | 10 | 1.00 | 4.000 | 20 | G,J,K,M |

| | | |
|-------------|------------|-------|
| APPROVED BY | CHECKED BY | DRAFT |
| 肖中华 | 黄志伟 | 谭晶晶 |



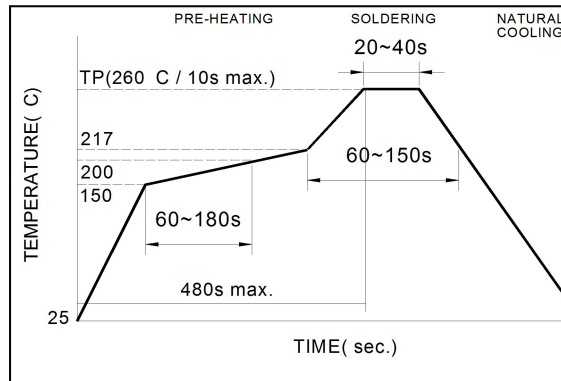
惠州市德立电子有限公司

HUI ZHOU DE LI ELECTRONICS CO., LTD

| | | | |
|--------------|--------------------------|----------|-------------|
| CUSTOMER: | | REV NO: | A |
| DESCRIPTION: | WIRE WOUND CHIP INDUCTOR | PAGE NO: | PAGE 6 OF 7 |
| PART NO: | WI0402UC系列 | SN: | |
| CUSTOMER NO: | | DATE: | 2023年9月19日 |

5. SOLDERING CONDITIONS

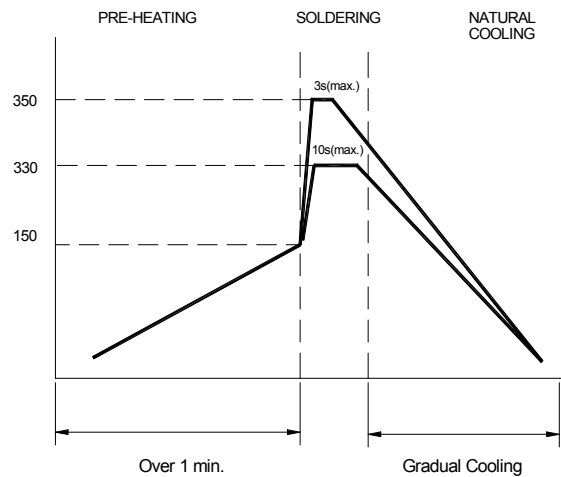
**Figure 1.
Re-flow
Soldering
(Lead Free)**



Note:

- Preheat circuit and products to 150°C
- 260°C tip temperature (max)
- Reflow times: no more than 2 times
- Solder paste thickness: the best 0.08mm is ,but max is 0.1mm

**Figure 2.
Hand
Soldering**



Note:

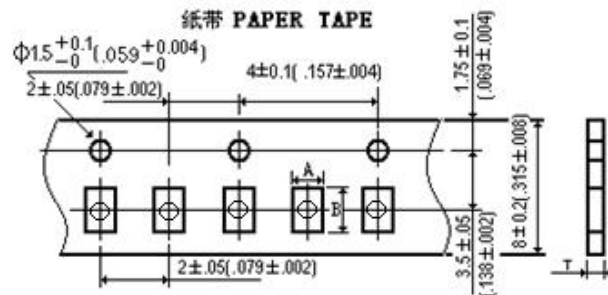
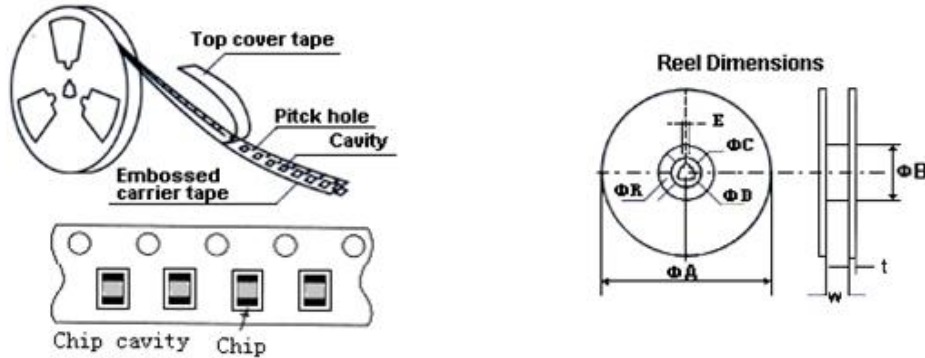
- Use a 20 watt soldering iron with tip diameter of 1.0mm
- Limit soldering time to 3 sec.

| | | |
|-------------|------------|-------|
| APPROVED BY | CHECKED BY | DRAFT |
| 肖中华 | 黄志伟 | 谭晶晶 |

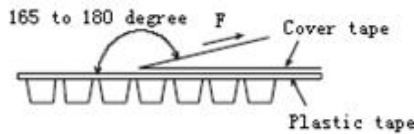


| | | | |
|--------------|--------------------------|----------|-------------|
| CUSTOMER: | | REV NO: | A |
| DESCRIPTION: | WIRE WOUND CHIP INDUCTOR | PAGE NO: | PAGE 7 OF 7 |
| PART NO: | WI0402UC系列 | SN. | |
| CUSTOMER NO: | | DATE: | 2023年9月19日 |

6. PACKAGING(unit: mm)



Peeling off force
Full strength
0402~1210: 20g~80g
Speed of peeling off:
300mm/min±10%



| | | | |
|--------|------|------|------|
| | A | B | T |
| 0402纸带 | 0.74 | 1.23 | 0.75 |

| Type | ΦA | ΦB | ΦC | ΦD | E | W | t |
|------|-----|----|----|----|---|-----|---|
| 0402 | 178 | 60 | 13 | 21 | 2 | 8.4 | 2 |

包装数量(PACKAGING QUANTITY): 10000Pcs/盘

注意:

此物料不涉及汽车或相关产品方面的应用，否则，由此引起的一切品质和责任问题，我司将概不承担。

| | | |
|-------------|------------|-------|
| APPROVED BY | CHECKED BY | DRAFT |
| 肖中华 | 黄志伟 | 谭晶晶 |

X-ON Electronics

Largest Supplier of Electrical and Electronic Components

Click to view similar products for [Fixed Inductors](#) category:

Click to view products by [DDY](#) manufacturer:

Other Similar products are found below :

[CR32NP-100KC](#) [70F224AI](#) [MHQ1005P10NJ](#) [MHQ1005P1N0S](#) [MHQ1005P2N4S](#) [MHQ1005P3N6S](#) [MHQ1005P5N1S](#) [MHQ1005P8N2J](#)
[PE-53601NL](#) [PE-53602NL](#) [PG0936.113NLT](#) [9220-20](#) [9310-16](#) [PM06-2N7](#) [PM06-39NJ](#) [A01TK](#) [1206CS-471XJ](#) [HC2-R47-R](#) [HC8-1R2-R](#)
[HCF1305-3R3-R](#) [1206CS-151XG](#) [RCH664NP-4R7M](#) [RCP1317NP-391L](#) [DH2280-4R7M](#) [DS1608C-106](#) [B10TJ](#) [B82498B3101J000](#) [ELJ-](#)
[RE27NJF2](#) [1812CS-153XJ](#) [1812CS-183XJ](#) [1812CS-223XJ](#) [1812LS-104XJ](#) [1812LS-105XJ](#) [1812LS-124XJ](#) [1812LS-154XJ](#) [1812LS-223XJ](#)
[1812LS-224XJ](#) [1812LS-563XJ](#) [1812LS-683XJ](#) [1812LS-824XJ](#) [NIN-FB101JTR110F](#) [NIN-FB471JTR62F](#) [NIN-FC1R5JTR220F](#) [NIN-](#)
[HCR15JTRF](#) [NIN-HCR33JTRF](#) [NIN-HDR22JTRF](#) [NIN-HDR82JTRF](#) [NIN-HK2N7STRF](#) [NIN-PA150KTR370F](#) [NIN-PB100KTR550F](#)