

承認書

SPECIFICATION FOR APPROVAL

CUSTOMER: 2144

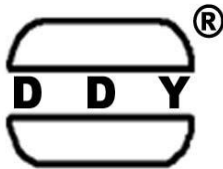
DESCRIPTION: WIRE WOUND CHIP INDUCTOR

DDY PART NO: WI0402UC系列

CUSTOMER MODEL NO: _____

DRAWING		
MADE	CHECKED	APPROVED
谭晶晶	黄志伟	肖中华
DATE:	2023年9月19日	

CUSTOMER APPROVE



惠州市德立电子有限公司
HUI ZHOU DE LI ELECTRONICS CO., LTD

廣東省博羅縣洲際工業園梅園三路
NO.3 MEI YUAN ROAD, ZHOU JI INDUSTRIAL AREA, BOLUO COUNTY GUANGDONG

電話：15970768093 13640935893

傳真：0752-6207969

郵編：516100

Http://ddycoils.com



惠州市德立电子有限公司

HUI ZHOU DE LI ELECTRONICS CO., LTD

CUSTOMER:		REV NO:	A
DESCRIPTION:	WIRE WOUND CHIP INDUCTOR	PAGE NO:	PAGE 1 OF 7
PART NO:	WI0402UC系列	SN.	
CUSTOMER NO:		DATE:	2023年9月19日

CATALOG

Resume	P2
Shape & Dimension	P3
Part numbering system	P3
General specification	P3
Electrical Characteristics List	P4-5
Soldering Conditions	P6
Package Information	P7



惠州市德立电子有限公司

HUI ZHOU DE LI ELECTRONICS CO., LTD

CUSTOMER:		REV NO:	A
DESCRIPTION:	WIRE WOUND CHIP INDUCTOR	PAGE NO:	PAGE 3 OF 7
PART NO:	WI0402UC系列	SN.	
CUSTOMER NO:		DATE:	2023年9月19日

1.SHAPE & DIMENSION

UNIT:mm



CODE		L(MAX)	W(MAX)	T(MAX)	E(Typ.)	F(Typ.)	D(Typ.)
DIMENSION	WI0402UC	1.19	0.70	0.64	0.36	0.66	0.46

2. PART NUMBERING SYSTEM

WI **0402** **UC** **1N0** **J** **S** **T** **—** **HF**
1 **2** **3** **4** **5** **6** **7** **8**

- PRODUCT SYMBOL (产品代号)
- DIMENSIONS (规格尺寸)
- MATERIAL (芯片类型)
- INDUCTANCE (电感量)
- TOLERANCE (公差) : S \pm 0.3; D \pm 0.5; G \pm 2%; J \pm 5%; K \pm 10%; M \pm 20%
- TERMINAL (端电极材料) : G-金端头; S-锡端头;
- PACKAGING (包装方式) : T-编带盘装; B-散装
- E.P. (环保) : LF—Lead Free HF—Halogen Free FP—Red Phosphor Free

3.GENERAL SPECIFICATION

- Rating DC current: Temperature rise(Δ T) is 40°C approximately at Irms.
- Operating temp.: -40°C~ +85°C
- Storage temp.: -10°C ~ +40°C R.H.: 65% Max
- Moisture sensitivity level (MSL) 2 (1 year floor life at <30°C/65% relative humidity)

APPROVED BY	CHECKED BY	DRAFT
肖中华	黄志伟	谭晶晶



惠州市德立电子有限公司

HUI ZHOU DE LI ELECTRONICS CO., LTD

CUSTOMER:		REV NO:	A
DESCRIPTION:	WIRE WOUND CHIP INDUCTOR	PAGE NO:	PAGE 4 OF 7
PART NO:	WI0402UC系列	SN.	
CUSTOMER NO:		DATE:	2023年9月19日

4. 1TEST DATA FOR SAMPLES

NO.	Part Number	L	Freq	Q	SRF	Rdc	Irms	产品公差
		(nH)	(MHz)	Min	(GHz) Min	(Ω) Max	(mA) Max	
1	WI0402UC1N0□ST-HF	1.0	250	10	12.9	0.045	1360	S,D,K,M
2	WI0402UC1N3□ST-HF	1.3	250	8	12.9	0.150	900	S,D,K,M
3	WI0402UC1N5□ST-HF	1.5	250	8	12.9	0.150	800	S,D,K,M
4	WI0402UC1N8□ST-HF	1.8	250	20	12	0.070	1040	S,D,K,M
5	WI0402UC1N9□ST-HF	1.9	250	20	11.3	0.070	1040	S,D,K,M
6	WI0402UC2N0□ST-HF	2.0	250	23	11.1	0.090	1040	J,K,M
7	WI0402UC2N2□ST-HF	2.2	250	22	10.8	0.090	960	J,K,M
8	WI0402UC2N4□ST-HF	2.4	250	22	10.5	0.090	790	J,K,M
9	WI0402UC2N6□ST-HF	2.6	250	12	10.4	0.170	400	J,K,M
10	WI0402UC2N7□ST-HF	2.7	250	12	10.4	0.170	400	J,K,M
11	WI0402UC2N9□ST-HF	2.9	250	8	8	0.250	400	J,K,M
12	WI0402UC3N0□ST-HF	3.0	250	24	7	0.076	840	J,K,M
13	WI0402UC3N3□ST-HF	3.3	250	24	7	0.076	840	J,K,M
14	WI0402UC3N6□ST-HF	3.6	250	24	6.8	0.076	840	J,K,M
15	WI0402UC3N9□ST-HF	3.9	250	24	6	0.076	840	J,K,M
16	WI0402UC4N1□ST-HF	4.1	250	22	6	0.091	700	J,K,M
17	WI0402UC4N3□ST-HF	4.3	250	22	6	0.091	700	J,K,M
18	WI0402UC4N7□ST-HF	4.7	250	20	4.77	0.130	640	J,K,M
19	WI0402UC5N1□ST-HF	5.1	250	23	4.8	0.110	800	J,K,M
20	WI0402UC5N6□ST-HF	5.6	250	25	4.8	0.110	760	J,K,M
21	WI0402UC5N8□ST-HF	5.8	250	25	4.8	0.110	760	J,K,M
22	WI0402UC6N2□ST-HF	6.2	250	25	4.8	0.110	760	J,K,M
23	WI0402UC6N8□ST-HF	6.8	250	24	4.8	0.120	680	J,K,M
24	WI0402UC7N2□ST-HF	7.2	250	25	4.8	0.120	680	J,K,M
25	WI0402UC7N3□ST-HF	7.3	250	25	4.8	0.120	680	J,K,M
26	WI0402UC7N5□ST-HF	7.5	250	25	4.8	0.150	680	J,K,M
27	WI0402UC8N2□ST-HF	8.2	250	25	4.4	0.150	680	J,K,M
28	WI0402UC8N7□ST-HF	8.7	250	25	4.1	0.200	480	J,K,M
29	WI0402UC9N0□ST-HF	9.0	250	25	4.16	0.150	680	J,K,M
30	WI0402UC9N1□ST-HF	9.1	250	25	4.16	0.150	680	J,K,M

APPROVED BY	CHECKED BY	DRAFT
肖中华	黄志伟	谭晶晶



惠州市德立电子有限公司
HUI ZHOU DE LI ELECTRONICS CO., LTD

CUSTOMER:		REV NO:	A
DESCRIPTION:	WIRE WOUND CHIP INDUCTOR	PAGE NO:	PAGE 5 OF 7
PART NO:	WI0402UC系列	SN:	
CUSTOMER NO:		DATE:	2023年9月19日

4. 2TEST DATA FOR SAMPLES

NO.	Part Number	L	Freq	Q	SRF	Rdc	Irms	产品公差
		(nH)	(MHz)	Min	(GHz) Min	(Ω) Max	(mA) Max	
31	WI0402UC9N5□ST-HF	9.5	250	24	4.00	0.200	480	J,K,M
32	WI0402UC10N□ST-HF	10.0	250	24	3.90	0.200	480	J,K,M
33	WI0402UC11N□ST-HF	11.0	250	26	3.68	0.120	640	J,K,M
34	WI0402UC12N□ST-HF	12.0	250	26	3.60	0.120	640	J,K,M
35	WI0402UC13N□ST-HF	13.0	250	24	3.45	0.210	440	J,K,M
36	WI0402UC15N□ST-HF	15.0	250	26	3.28	0.170	560	J,K,M
37	WI0402UC16N□ST-HF	16.0	250	25	3.10	0.250	560	J,K,M
38	WI0402UC18N□ST-HF	18.0	250	25	3.10	0.230	420	J,K,M
39	WI0402UC19N□ST-HF	19.0	250	26	3.04	0.240	480	J,K,M
40	WI0402UC20N□ST-HF	20.0	250	26	3.00	0.250	420	J,K,M
41	WI0402UC22N□ST-HF	22.0	250	25	2.80	0.300	400	J,K,M
42	WI0402UC23N□ST-HF	23.0	250	25	2.72	0.300	400	J,K,M
43	WI0402UC24N□ST-HF	24.0	250	25	2.70	0.350	400	J,K,M
44	WI0402UC27N□ST-HF	27.0	250	25	2.48	0.300	400	J,K,M
45	WI0402UC30N□ST-HF	30.0	250	25	2.35	0.400	400	J,K,M
46	WI0402UC33N□ST-HF	33.0	250	24	2.35	0.400	400	J,K,M
47	WI0402UC36N□ST-HF	36.0	250	25	2.32	0.500	320	J,K,M
48	WI0402UC39N□ST-HF	39.0	250	25	2.10	0.550	200	J,K,M
49	WI0402UC40N□ST-HF	40.0	250	24	2.24	0.650	320	J,K,M
50	WI0402UC43N□ST-HF	43.0	250	25	2.03	0.810	100	J,K,M
51	WI0402UC47N□ST-HF	47.0	250	25	2.10	0.830	150	J,K,M
52	WI0402UC51N□ST-HF	51.0	250	25	1.75	0.920	100	J,K,M
53	WI0402UC56N□ST-HF	56.0	250	25	1.76	0.970	100	J,K,M
54	WI0402UC62N□ST-HF	62.0	250	25	1.62	1.400	100	J,K,M
55	WI0402UC68N□ST-HF	68.0	250	25	1.62	1.500	100	J,K,M
56	WI0402UC72N□ST-HF	72.0	250	25	1.26	1.700	50	J,K,M
57	WI0402UC75N□ST-HF	75.0	250	25	1.26	1.750	50	J,K,M
58	WI0402UC77N□ST-HF	77.0	250	25	1.26	1.750	50	J,K,M
59	WI0402UC82N□ST-HF	82.0	250	25	1.26	1.800	50	J,K,M
60	WI0402UC91N□ST-HF	91.0	250	24	1.16	2.200	30	J,K,M
61	WI0402UCR10□ST-HF	100.0	250	24	1.16	2.500	30	G,J,K,M
62	WI0402UCR11□ST-HF	110.0	250	24	1.15	2.600	30	G,J,K,M
63	WI0402UCR12□ST-HF	120.0	250	24	1.10	2.200	30	G,J,K,M
64	WI0402UCR15□ST-HF	150.0	250	10	1.00	4.000	20	G,J,K,M

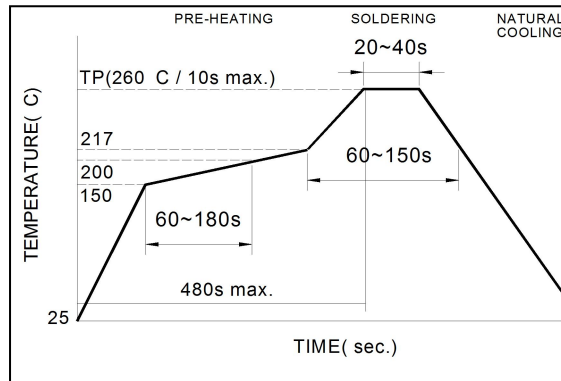
APPROVED BY	CHECKED BY	DRAFT
肖中华	黄志伟	谭晶晶



CUSTOMER:		REV NO:	A
DESCRIPTION:	WIRE WOUND CHIP INDUCTOR	PAGE NO:	PAGE 6 OF 7
PART NO:	WI0402UC系列	SN:	
CUSTOMER NO:		DATE:	2023年9月19日

5. SOLDERING CONDITIONS

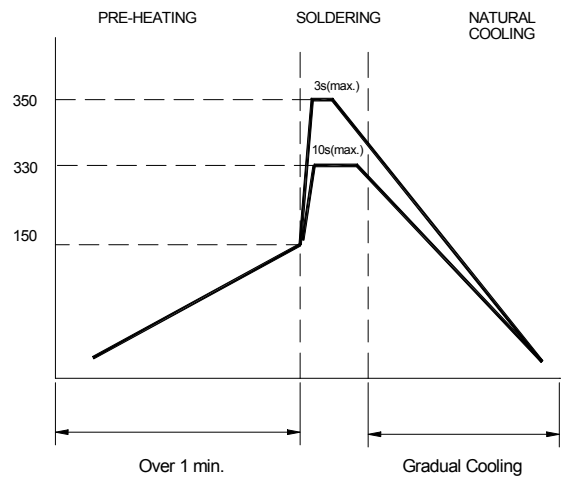
**Figure 1.
Re-flow
Soldering
(Lead Free)**



Note:

- Preheat circuit and products to 150°C
- 260°C tip temperature (max)
- Reflow times: no more than 2 times
- Solder paste thickness: the best 0.08mm is ,but max is 0.1mm

**Figure 2.
Hand
Soldering**



Note:

- Use a 20 watt soldering iron with tip diameter of 1.0mm
- Limit soldering time to 3 sec.

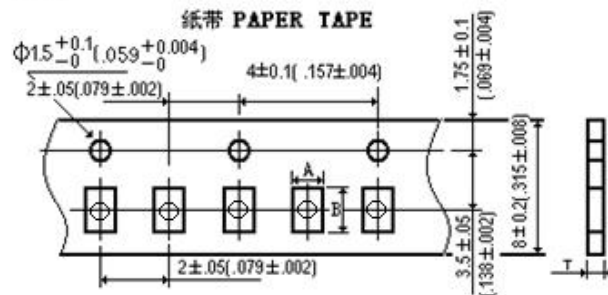
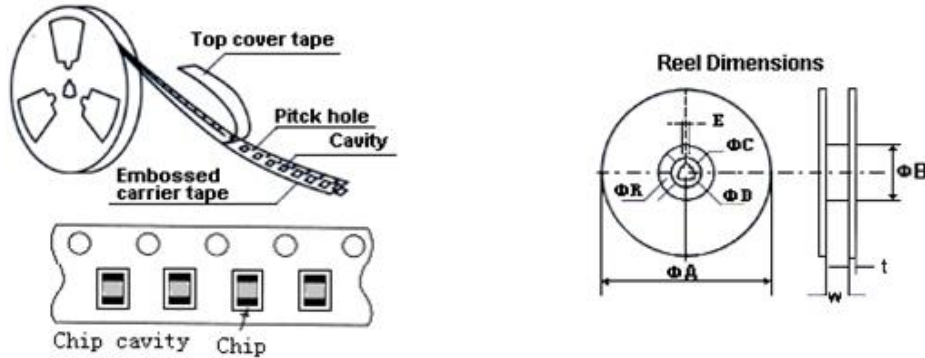
APPROVED BY	CHECKED BY	DRAFT
肖中华	黄志伟	谭晶晶



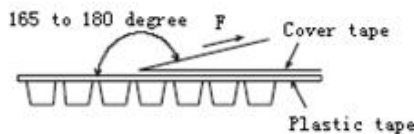
惠州市德立电子有限公司
HUI ZHOU DE LI ELECTRONICS CO., LTD

CUSTOMER:		REV NO:	A
DESCRIPTION:	WIRE WOUND CHIP INDUCTOR	PAGE NO:	PAGE 7 OF 7
PART NO:	WI0402UC系列	SN:	
CUSTOMER NO:		DATE:	2023年9月19日

6. PACKAGING(unit: mm)



Peeling off force
Full strength
0402~1210: 20g~80g
Speed of peeling off:
300mm/min±10%



	A	B	T
0402纸带	0.74	1.23	0.75

Type	ΦA	ΦB	ΦC	ΦD	E	W	t
0402	178	60	13	21	2	8.4	2

包装数量(PACKAGING QUANTITY): 10000Pcs/盘

注意:

此物料不涉及汽车或相关产品方面的应用, 否则, 由此引起的一切品质和责任问题, 我司将概不承担。

APPROVED BY	CHECKED BY	DRAFT
肖中华	黄志伟	谭晶晶

X-ON Electronics

Largest Supplier of Electrical and Electronic Components

Click to view similar products for [Fixed Inductors](#) category:

Click to view products by [DDY](#) manufacturer:

Other Similar products are found below :

[CR32NP-100KC](#) [70F224AI](#) [MHQ1005P10NJ](#) [MHQ1005P1N0S](#) [MHQ1005P2N4S](#) [MHQ1005P3N6S](#) [MHQ1005P5N1S](#) [MHQ1005P8N2J](#)
[PE-53601NL](#) [PE-53602NL](#) [PG0936.113NLT](#) [9220-20](#) [9310-16](#) [PM06-2N7](#) [PM06-39NJ](#) [A01TK](#) [1206CS-471XJ](#) [HC2-R47-R](#) [HC8-1R2-R](#)
[HCF1305-3R3-R](#) [1206CS-151XG](#) [RCH664NP-4R7M](#) [RCP1317NP-391L](#) [DH2280-4R7M](#) [DS1608C-106](#) [B10TJ](#) [B82498B3101J000](#) [ELJ-](#)
[RE27NJF2](#) [1812CS-153XJ](#) [1812CS-183XJ](#) [1812CS-223XJ](#) [1812LS-104XJ](#) [1812LS-105XJ](#) [1812LS-124XJ](#) [1812LS-154XJ](#) [1812LS-223XJ](#)
[1812LS-224XJ](#) [1812LS-563XJ](#) [1812LS-683XJ](#) [1812LS-824XJ](#) [NIN-FB101JTR110F](#) [NIN-FB471JTR62F](#) [NIN-FC1R5JTR220F](#) [NIN-](#)
[HCR15JTRF](#) [NIN-HCR33JTRF](#) [NIN-HDR22JTRF](#) [NIN-HDR82JTRF](#) [NIN-HK2N7STRF](#) [NIN-PA150KTR370F](#) [NIN-PB100KTR550F](#)