

# 承認書

## SPECIFICATION FOR APPROVAL

CUSTOMER: 2144

DESCRIPTION: WIRE WOUND CHIP INDUCTOR

DDY PART NO: WI0805UC系列

CUSTOMER MODEL NO: \_\_\_\_\_

DRAWING		
MADE	CHECKED	APPROVED
谭晶晶	黄志伟	肖中华
DATE:	2023年9月19日	

CUSTOMER APPROVE



惠州市德立电子有限公司  
HUI ZHOU DE LI ELECTRONICS CO., LTD

廣東省博羅縣洲際工業園梅園三路  
NO.3 MEI YUAN ROAD, ZHOU JI INDUSTRIAL AREA, BOLUO COUNTY GUANGDONG

電話：15970768093 13640935893

傳真：0752-6207969

郵編：516100

Http://ddycoils.com



惠州市德立电子有限公司

HUI ZHOU DE LI ELECTRONICS CO., LTD

CUSTOMER:		REV NO:	A
DESCRIPTION:	WIRE WOUND CHIP INDUCTOR	PAGE NO:	PAGE 1 OF 7
PART NO:	WI0805UC系列	SN.	
CUSTOMER NO:		DATE:	2023年9月19日

## CATALOG

Resume	.....	P2
Shape & Dimension	.....	P3
Characteristic	.....	P3
Part numbering stsem	.....	P3
General specification	.....	P3
Electrical Characteristics List	.....	P4-5
Soldering Conditions	.....	P6
Package Information	.....	P7



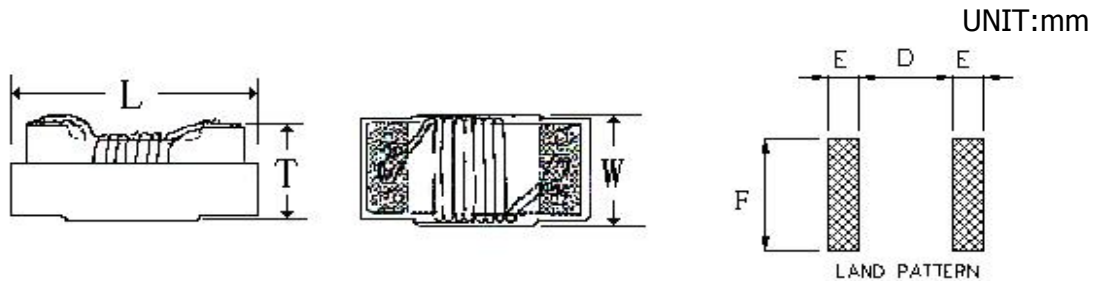


# 惠州市德立电子有限公司

## HUI ZHOU DE LI ELECTRONICS CO., LTD

CUSTOMER:		REV NO:	A
DESCRIPTION:	WIRE WOUND CHIP INDUCTOR	PAGE NO:	PAGE 3 OF 7
PART NO:	WI0805UC系列	SN.	
CUSTOMER NO:		DATE:	2023年9月19日

### 1. SHAPE & DIMENSION



CODE		L(MAX)	W(MAX)	T(MAX)	E(Typ.)	F(Typ.)	D(Typ.)
DIMENSION	WI0805UC	2.29	1.73	1.52	1.02	1.78	0.76

### 2. PART NUMBERING SYSTEM

**WI 0805 UC 2N2 J S T - HF**  
**1 2 3 4 5 6 7 8**

- PRODUCT SYMBOL (产品代号)
- DIMENSIONS (规格尺寸)
- MATERIAL (芯片类型)
- INDUCTANCE (电感量)
- TOLERANCE (公差) : S±0.3; G±2%; J±5%; K±10%; M±20%
- TERMINAL (端电极材料) : S-锡端头
- PACKAGING (包装方式) : T-编带盘装; B-散装
- E.P. (环保) : LF—Lead Free HF—Halogen Free FP—Red Phosphor Free

### 3. GENERAL SPECIFICATION

- Rating DC current: Temperature rise( $\Delta T$ ) is 40°C approximately at Irms.
- Operating temp.: -40°C~ +85°C
- Storage temp.: -10°C ~ +40°C R.H.: 65% Max
- Moisture sensitivity level (MSL) 2 (1 year floor life at <30°C/65% relative humidity)

APPROVED BY	CHECKED BY	DRAFT
肖中华	黄志伟	谭晶晶



# 惠州市德立电子有限公司

HUI ZHOU DE LI ELECTRONICS CO., LTD

CUSTOMER:		REV NO:	A
DESCRIPTION:	WIRE WOUND CHIP INDUCTOR	PAGE NO:	PAGE 4 OF 7
PART NO:	WI0805UC系列	SN.	
CUSTOMER NO:		DATE:	2023年9月19日

## 4.1 Electrical Characteristics List

NO.	Part Number	L	Freq	Q	SRF	Rdc	Irms	产品公差
		(nH)	(MHz)	Min	(MHz)Min	(Ω) Max	(mA)	
1	WI0805UC2N2□ST-HF	2.2	250	50@1GHz	7900	0.06	800	S,J,K,M
2	WI0805UC2N7□ST-HF	2.7	250	50@1GHz	7900	0.06	800	S,J,K,M
3	WI0805UC3N0□ST-HF	3	250	40@1.5GHz	7900	0.06	800	S,J,K,M
4	WI0805UC3N3□ST-HF	3.3	250	40@1.5GHz	7900	0.08	600	S,J,K,M
5	WI0805UC3N6□ST-HF	3.6	250	20@1GHz	7900	0.2	200	S,J,K,M
6	WI0805UC3N9□ST-HF	3.9	250	20@1GHz	7900	0.2	150	S,J,K,M
7	WI0805UC4N7□ST-HF	4.7	250	35@1GHz	6200	0.08	600	S,J,K,M
8	WI0805UC5N1□ST-HF	5.1	250	50@1GHz	6200	0.08	600	S,J,K,M
9	WI0805UC5N6□ST-HF	5.6	250	65@1GHz	5900	0.08	600	S,J,K,M
10	WI0805UC6N2□ST-HF	6.2	250	65@1GHz	5900	0.08	600	J,K,M
11	WI0805UC6N8□ST-HF	6.8	250	50@1GHz	5600	0.11	600	J,K,M
12	WI0805UC7N5□ST-HF	7.5	250	50@1GHz	4800	0.14	600	J,K,M
13	WI0805UC8N2□ST-HF	8.2	250	50@1GHz	4400	0.12	600	J,K,M
14	WI0805UC9N1□ST-HF	9.1	250	60@500MHz	4300	0.1	600	J,K,M
15	WI0805UC10N□ST-HF	10	250	60@500MHz	4300	0.1	600	J,K,M
16	WI0805UC12N□ST-HF	12	250	50@500MHz	4000	0.15	600	J,K,M
17	WI0805UC15N□ST-HF	15	250	50@500MHz	3200	0.17	600	J,K,M
18	WI0805UC16N□ST-HF	16	250	50@500MHz	3200	0.17	600	J,K,M
19	WI0805UC18N□ST-HF	18	250	50@500MHz	3100	0.2	600	J,K,M
20	WI0805UC20N□ST-HF	20	250	55@500MHz	2600	0.22	500	J,K,M
21	WI0805UC22N□ST-HF	22	250	55@500MHz	2600	0.22	500	J,K,M
22	WI0805UC23N□ST-HF	23	250	50@500MHz	2400	0.22	500	J,K,M
23	WI0805UC24N□ST-HF	24	250	50@500MHz	2400	0.22	500	J,K,M
24	WI0805UC25N□ST-HF	25	250	50@500MHz	2450	0.22	500	J,K,M
25	WI0805UC27N□ST-HF	27	250	55@500MHz	2580	0.25	500	J,K,M
26	WI0805UC30N□ST-HF	30	250	55@500MHz	2400	0.25	500	J,K,M
27	WI0805UC33N□ST-HF	33	250	60@500MHz	2150	0.27	500	J,K,M
28	WI0805UC36N□ST-HF	36	250	55@500MHz	1900	0.27	500	J,K,M
29	WI0805UC39N□ST-HF	39	250	60@500MHz	1850	0.29	500	J,K,M
30	WI0805UC43N□ST-HF	43	200	60@500MHz	1800	0.34	500	J,K,M
31	WI0805UC47N□ST-HF	47	200	60@500MHz	1700	0.31	500	J,K,M
32	WI0805UC50N□ST-HF	50	200	60@500MHz	1650	0.34	500	J,K,M
33	WI0805UC56N□ST-HF	56	200	60@500MHz	1600	0.34	500	J,K,M
34	WI0805UC62N□ST-HF	62	200	60@500MHz	1450	0.36	500	J,K,M
35	WI0805UC64N□ST-HF	64	200	60@500MHz	1500	0.38	500	J,K,M
36	WI0805UC68N□ST-HF	68	200	60@500MHz	1500	0.38	500	J,K,M
37	WI0805UC72N□ST-HF	72	150	60@500MHz	1400	0.38	500	J,K,M
38	WI0805UC75N□ST-HF	75	150	60@500MHz	1400	0.4	450	J,K,M
39	WI0805UC78N□ST-HF	78	150	60@500MHz	1400	0.4	450	J,K,M
40	WI0805UC82N□ST-HF	82	150	65@500MHz	1330	0.42	400	J,K,M

APPROVED BY	CHECKED BY	DRAFT
肖中华	黄志伟	谭晶晶



惠州市德立电子有限公司  
HUIZHOU DE LI ELECTRONICS CO., LTD

CUSTOMER:		REV NO:	A
DESCRIPTION:	WIRE WOUND CHIP INDUCTOR	PAGE NO:	PAGE 5 OF 7
PART NO:	WI0805UC系列	SN.	
CUSTOMER NO:		DATE:	2023年9月19日

**4.2 Electrical Characteristics List**

NO.	Part Number	L	Freq	Q	SRF	Rdc	Irms	产品公差
		(nH)	(MHz)	Min	(MHz)Min	(Ω) Max	(mA)	
41	WI0805UC91N□ST-HF	91	150	65@500MHz	1330	0.48	400	J,K,M
42	WI0805UCR10□ST-HF	100	150	65@500MHz	1250	0.46	400	G,J,K,M
43	WI0805UCR11□ST-HF	110	150	50@250MHz	1100	0.48	400	G,J,K,M
44	WI0805UCR12□ST-HF	120	150	50@250MHz	1100	0.51	400	G,J,K,M
45	WI0805UCR13□ST-HF	130	100	50@250MHz	920	0.56	400	G,J,K,M
46	WI0805UCR14□ST-HF	140	100	50@250MHz	920	0.56	400	G,J,K,M
47	WI0805UCR15□ST-HF	150	100	50@250MHz	920	0.56	400	G,J,K,M
48	WI0805UCR16□ST-HF	160	100	50@250MHz	920	0.6	400	G,J,K,M
49	WI0805UCR18□ST-HF	180	100	50@250MHz	920	0.64	400	G,J,K,M
50	WI0805UCR20□ST-HF	200	100	50@250MHz	860	0.68	400	G,J,K,M
51	WI0805UCR21□ST-HF	210	100	50@250MHz	820	0.7	400	G,J,K,M
52	WI0805UCR22□ST-HF	220	100	50@250MHz	820	0.7	400	G,J,K,M
53	WI0805UCR24□ST-HF	240	100	44@250MHz	770	1	350	G,J,K,M
54	WI0805UCR25□ST-HF	250	100	45@250MHz	750	1.2	350	G,J,K,M
55	WI0805UCR27□ST-HF	270	100	48@250MHz	730	1	350	G,J,K,M
56	WI0805UCR28□ST-HF	280	100	48@250MHz	550	1.35	350	G,J,K,M
57	WI0805UCR29□ST-HF	290	150	48@250MHz	450	1.4	310	G,J,K,M
58	WI0805UCR30□ST-HF	300	150	48@250MHz	450	1.4	310	G,J,K,M
59	WI0805UCR33□ST-HF	330	100	48@250MHz	650	1.4	310	G,J,K,M
60	WI0805UCR36□ST-HF	360	100	48@250MHz	630	1.45	300	G,J,K,M
61	WI0805UCR39□ST-HF	390	100	48@250MHz	600	1.5	290	G,J,K,M
62	WI0805UCR42□ST-HF	420	50	33@100MHz	425	1.7	250	G,J,K,M
63	WI0805UCR43□ST-HF	430	50	33@100MHz	425	1.7	250	G,J,K,M
64	WI0805UCR47□ST-HF	470	50	33@100MHz	375	1.76	250	G,J,K,M
65	WI0805UCR56□ST-HF	560	25	23@50MHz	330	1.9	230	G,J,K,M
66	WI0805UCR62□ST-HF	620	25	23@50MHz	320	2.2	210	G,J,K,M
67	WI0805UCR68□ST-HF	680	25	23@50MHz	310	2.2	190	G,J,K,M
68	WI0805UCR75□ST-HF	750	25	23@50MHz	310	2.3	180	G,J,K,M
69	WI0805UCR82□ST-HF	820	25	23@50MHz	310	2.35	180	G,J,K,M
70	WI0805UCR88□ST-HF	880	25	23@50MHz	310	2.35	180	G,J,K,M
71	WI0805UCR91□ST-HF	910	25	22@50MHz	250	2.45	170	G,J,K,M
72	WI0805UC1R0□ST-HF	1000	25	20@50MHz	220	2.5	170	G,J,K,M
73	WI0805UC1R2□ST-HF	1200	25	20@25MHz	180	2.9	150	G,J,K,M
74	WI0805UC1R5□ST-HF	1500	25	20@25MHz	160	3.3	150	G,J,K,M
75	WI0805UC1R6□ST-HF	1600	25	20@25MHz	140	3.4	150	G,J,K,M
76	WI0805UC1R8□ST-HF	1800	25	20@25MHz	130	3.5	120	G,J,K,M
77	WI0805UC2R2□ST-HF	2200	25	20@25MHz	100	4.5	120	G,J,K,M
78	WI0805UC2R7□ST-HF	2700	25	18@25MHz	80	4.8	100	G,J,K,M
79	WI0805UC3R3□ST-HF	3300	25	18@25MHz	50	6.8	50	G,J,K,M
80	WI0805UC4R7□ST-HF	4700	25	18@25MHz	40	7	30	G,J,K,M

APPROVED BY	CHECKED BY	DRAFT
肖中华	黄志伟	谭晶晶

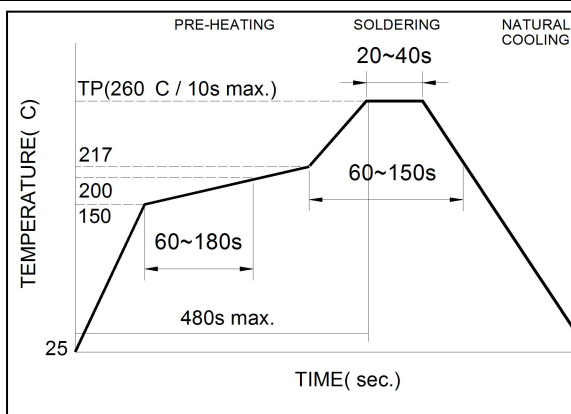


**惠州市德立电子有限公司**  
**HUI ZHOU DE LI ELECTRONICS CO., LTD**

CUSTOMER:		REV NO:	A
DESCRIPTION:	WIRE WOUND CHIP INDUCTOR	PAGE NO:	PAGE 6 OF 7
PART NO:	WI0805UC系列	SN:	
CUSTOMER NO:		DATE:	2023年9月19日

**5. SOLDERING CONDITIONS**

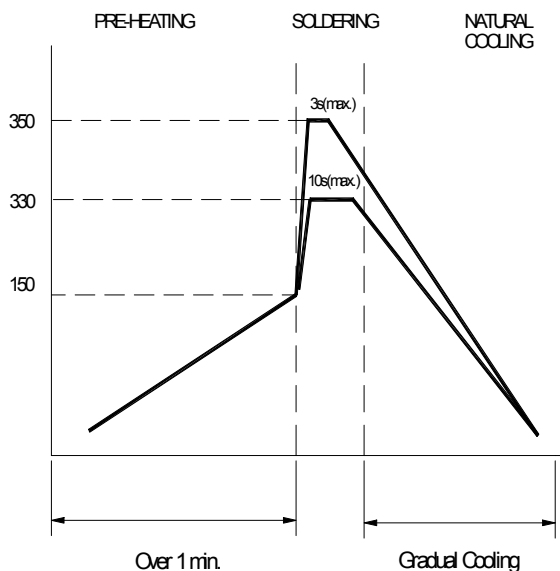
**Figure 1.  
Re-flow  
Soldering  
(Lead Free)**



Note:

- Preheat circuit and products to 150°C
- 260°C tip temperature (max)
- Reflow times: no more than 2 times
- Solder paste thickness: the best 0.08mm is ,but max is 0.1mm

**Figure 2.  
Hand  
Soldering**



Note:

- Use a 20 watt soldering iron with tip diameter of 1.0mm
- Limit soldering time to 3 sec.

APPROVED BY	CHECKED BY	DRAFT
肖中华	黄志伟	谭晶晶

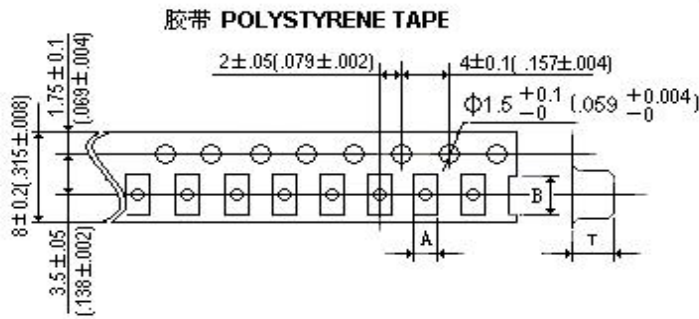
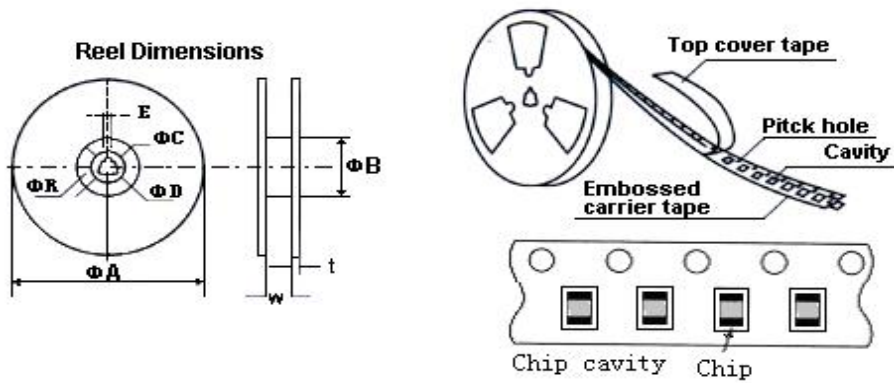


# 惠州市德立电子有限公司

## HUIZHOU DELI ELECTRONICS CO., LTD

CUSTOMER:		REV NO:	A
DESCRIPTION:	WIRE WOUND CHIP INDUCTOR	PAGE NO:	PAGE 7 OF 7
PART NO:	WI0805UC系列	SN:	
CUSTOMER NO:		DATE:	2023年9月19日

### 6. PACKAGING(unit: mm)



Peeling off force  
Full strength  
0402~1210:20g~80g  
Speed of peeling off:  
300mm/min±10%

165 to 180 degree F

Cover tape  
Plastic tape

胶带	A	B	T
0805	1.85	2.4	1.45

Type	$\Phi A$	$\Phi B$	$\Phi C$	$\Phi D$	E	W	t
0805	178	60	13	21	2	8.4	2

包装数量(PACKAGING QUANTITY): 2000Pcs/盘

**注意:**

此物料不涉及汽车或相关产品方面的应用，否则，由此引起的一切品质和责任问题，我司将概不承担。

APPROVED BY	CHECKED BY	DRAFT
肖中华	黄志伟	谭晶晶



## X-ON Electronics

Largest Supplier of Electrical and Electronic Components

*Click to view similar products for [Fixed Inductors](#) category:*

*Click to view products by [DDY](#) manufacturer:*

Other Similar products are found below :

[CR32NP-100KC](#) [70F224AI](#) [MHQ1005P10NJ](#) [MHQ1005P1N0S](#) [MHQ1005P2N4S](#) [MHQ1005P3N6S](#) [MHQ1005P5N1S](#) [MHQ1005P8N2J](#)  
[PE-53601NL](#) [PE-53602NL](#) [PG0936.113NLT](#) [9220-20](#) [9310-16](#) [PM06-2N7](#) [PM06-39NJ](#) [A01TK](#) [1206CS-471XJ](#) [HC2-R47-R](#) [HC8-1R2-R](#)  
[HCF1305-3R3-R](#) [1206CS-151XG](#) [RCH664NP-4R7M](#) [RCP1317NP-391L](#) [DH2280-4R7M](#) [DS1608C-106](#) [B10TJ](#) [B82498B3101J000](#) [ELJ-](#)  
[RE27NJF2](#) [1812CS-153XJ](#) [1812CS-183XJ](#) [1812CS-223XJ](#) [1812LS-104XJ](#) [1812LS-105XJ](#) [1812LS-124XJ](#) [1812LS-154XJ](#) [1812LS-223XJ](#)  
[1812LS-224XJ](#) [1812LS-563XJ](#) [1812LS-683XJ](#) [1812LS-824XJ](#) [NIN-FB101JTR110F](#) [NIN-FB471JTR62F](#) [NIN-FC1R5JTR220F](#) [NIN-](#)  
[HCR15JTRF](#) [NIN-HCR33JTRF](#) [NIN-HDR22JTRF](#) [NIN-HDR82JTRF](#) [NIN-HK2N7STRF](#) [NIN-PA150KTR370F](#) [NIN-PB100KTR550F](#)