

承認書

SPECIFICATION FOR APPROVAL

CUSTOMER: 2144

DESCRIPTION: WIRE WOUND CHIP INDUCTOR

DDY PART NO: WI1008IF系列

CUSTOMER MODEL NO: _____

DRAWING		
MADE	CHECKED	APPROVED
谭晶晶	黄志伟	肖中华
DATE:	2023年9月19日	

CUSTOMER APPROVE



惠州市德立电子有限公司
HUI ZHOU DE LI ELECTRONICS CO., LTD

廣東省博羅縣洲際工業園梅園三路
NO.3 MEI YUAN ROAD, ZHOU JI INDUSTRIAL AREA, BOLUO COUNTY GUANGDONG

電話：15970768093 13640935893

傳真：0752-6207969

郵編：516100

Http://ddycoils.com



惠州市德立电子有限公司

HUI ZHOU DE LI ELECTRONICS CO., LTD

CUSTOMER:		REV NO:	A
DESCRIPTION:	WIRE WOUND CHIP INDUCTOR	PAGE NO:	PAGE 1 OF 6
PART NO:	WI1008IF系列	SN.	
CUSTOMER NO:		DATE:	2023年9月19日

CATALOG

Resume	P2
Shape & Dimension	P3
Part numbering system	P3
General specification	P3
Electrical Characteristics List	P4
Soldering Conditions	P5
Package Information	P6



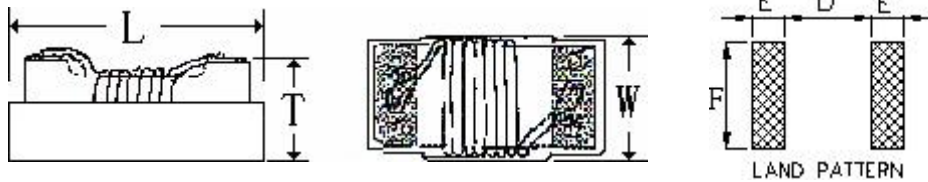
惠州市德立电子有限公司

HUI ZHOU DE LI ELECTRONICS CO., LTD

CUSTOMER:		REV NO:	A
DESCRIPTION:	WIRE WOUND CHIP INDUCTOR	PAGE NO:	PAGE 3 OF 6
PART NO:	WI1008IF系列	SN.	
CUSTOMER NO:		DATE:	2023年9月19日

1. SHAPE & DIMENSION

UNIT:mm



CODE		L(MAX)	W(MAX)	T(MAX)	E(Typ.)	F(Typ.)	D(Typ.)
DIMENSION	WI1008IF	2.92	2.70	2.23	1.02	2.54	1.27

2. PART NUMBERING SYSTEM

WI 1008 IF 1R0 K S T HF
1 2 3 4 5 6 7 8

- 1 PRODUCT SYMBOL (产品代号)
- 2 DIMENSIONS (规格尺寸)
- 3 MATERIAL (芯片类型)
- 4 INDUCTANCE (电感量)
- 5 TOLERANCE (公差) : J±5%; K±10%; M±20%
- 6 TERMINAL (端电极材料) : S-锡端头;
- 7 PACKAGING (包装方式) : T-编带盘装; B-散装
- 8 E.P. (环保) : LF—Lead Free HF—Halogen Free FP—Red Phosphor Free

3. GENERAL SPECIFICATION

- a. Saturation DC current: Inductance drop approximately 30% of L0 at Isat.
- b. Operating temp.: -40°C~ +85°C
- c. Storage temp.: -10°C ~ +40°C R.H.: 65% Max
- d. Moisture sensitivity level (MSL) 2 (1 year floor life at <30°C/65% relative humidity)

APPROVED BY	CHECKED BY	DRAFT
肖中华	黄志伟	谭晶晶



惠州市德立电子有限公司

HUI ZHOU DE LI ELECTRONICS CO., LTD

CUSTOMER:		REV NO:	A
DESCRIPTION:	WIRE WOUND CHIP INDUCTOR	PAGE NO:	PAGE 4 OF 6
PART NO:	WI1008IF系列	SN.	
CUSTOMER NO:		DATE:	2023年9月19日

4. Electrical Characteristics List

NO.	Part Number	L	Freq	Q	SRF	Rdc	Isat	产品公差
		(μ H)	(MHz)	(TYP)	(MHz)Min	(Ω) Max	(mA) Max	
1	WI1008IFR39□ST-HF	0.39	7.9	12	400	0.40	500	K,M
2	WI1008IFR47□ST-HF	0.47	25	12	600	0.27	700	K,M
3	WI1008IFR56□ST-HF	0.56	7.9	12	230	0.62	700	K,M
4	WI1008IFR68□ST-HF	0.68	7.9	12	230	0.62	700	K,M
5	WI1008IFR82□ST-HF	0.82	7.9	12	230	0.62	700	K,M
6	WI1008IFR90□ST-HF	0.9	7.9	20	300	0.35	1400	K,M
7	WI1008IF1R0□ST-HF	1	7.9	18	230	0.62	700	K,M
8	WI1008IF1R2□ST-HF	1.2	7.9	18	210	0.68	650	K,M
9	WI1008IF1R5□ST-HF	1.5	7.9	18	190	0.76	630	K,M
10	WI1008IF1R8□ST-HF	1.8	7.9	18	170	0.84	600	K,M
11	WI1008IF2R0□ST-HF	2	7.9	18	160	1.10	550	K,M
12	WI1008IF2R2□ST-HF	2.2	7.9	18	150	1.10	520	K,M
13	WI1008IF2R7□ST-HF	2.7	7.9	18	135	1.28	490	K,M
14	WI1008IF3R3□ST-HF	3.3	7.9	18	120	1.46	450	K,M
15	WI1008IF3R9□ST-HF	3.9	7.9	18	105	2.30	300	K,M
16	WI1008IF4R7□ST-HF	4.7	7.9	18	90	2.00	400	K,M
17	WI1008IF5R6□ST-HF	5.6	7.9	15	80	1.80	380	K,M
18	WI1008IF6R8□ST-HF	6.8	7.9	15	70	2.00	360	K,M
19	WI1008IF8R2□ST-HF	8.2	7.9	15	65	2.65	330	K,M
20	WI1008IF100□ST-HF	10	2.5	12	60	2.95	300	J,K,M
21	WI1008IF150□ST-HF	15	2.5	12	30	3.70	280	J,K,M
22	WI1008IF180□ST-HF	18	2.5	12	26	4.00	160	J,K,M
23	WI1008IF220□ST-HF	22	2.5	12	22	6.14	270	J,K,M
24	WI1008IF330□ST-HF	33	2.5	10	12	7.00	200	J,K,M
25	WI1008IF390□ST-HF	39	2.5	10	16	10.00	180	J,K,M
26	WI1008IF470□ST-HF	47	2.5	10	10	10.70	160	J,K,M
27	WI1008IF560□ST-HF	56	2.5	10	8	12.00	170	J,K,M
28	WI1008IF680□ST-HF	68	2.5	10	6	13.50	145	J,K,M
29	WI1008IF820□ST-HF	82	2.5	8	6	20.00	100	J,K,M
30	WI1008IF101□ST-HF	100	1	8	4	21.00	80	J,K,M

产品公差: J \pm 5%; K \pm 10%; M \pm 20%

APPROVED BY	CHECKED BY	DRAFT
肖中华	黄志伟	谭晶晶

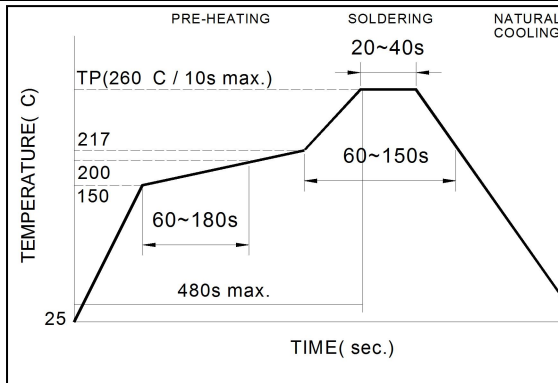


惠州市德立电子有限公司
HUI ZHOU DE LI ELECTRONICS CO., LTD

CUSTOMER:		REV NO:	A
DESCRIPTION:	WIRE WOUND CHIP INDUCTOR	PAGE NO:	PAGE 5 OF 6
PART NO:	WI1008IF系列	SN:	
CUSTOMER NO:		DATE:	2023年9月19日

5. SOLDERING CONDITIONS

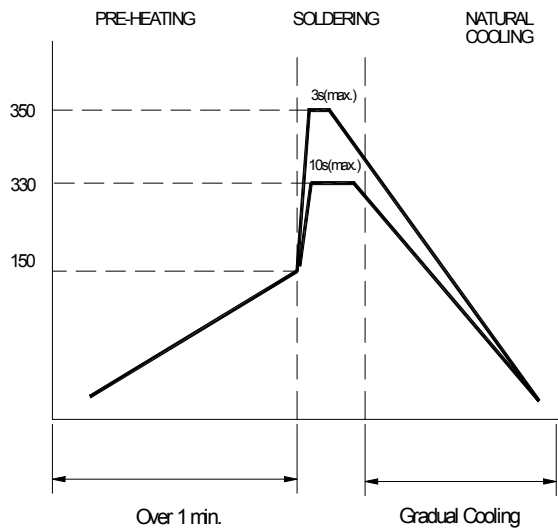
**Figure 1.
Re-flow
Soldering
(Lead Free)**



Note:

- Preheat circuit and products to 150°C
- 260°C tip temperature (max)
- Reflow times: no more than 2 times
- Solder paste thickness: the best 0.08mm is ,but max is 0.1mm

**Figure 2.
Hand
Soldering**



Note:

- Use a 20 watt soldering iron with tip diameter of 1.0mm
- Limit soldering time to 3 sec.

APPROVED BY	CHECKED BY	DRAFT
肖中华	黄志伟	谭晶晶

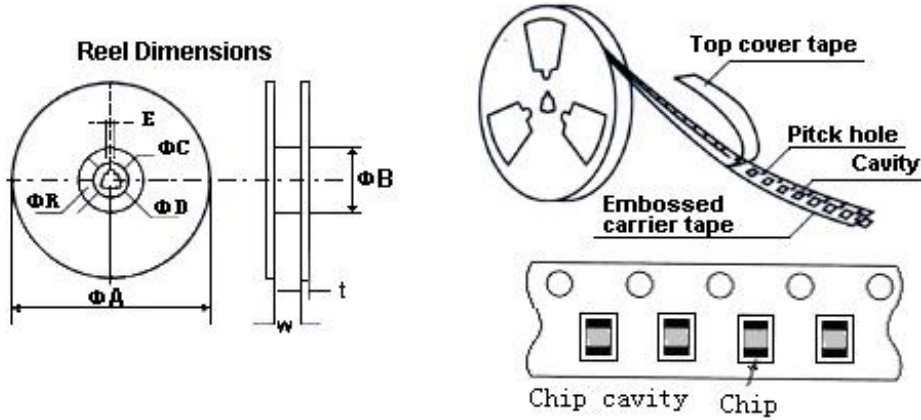


惠州市德立电子有限公司

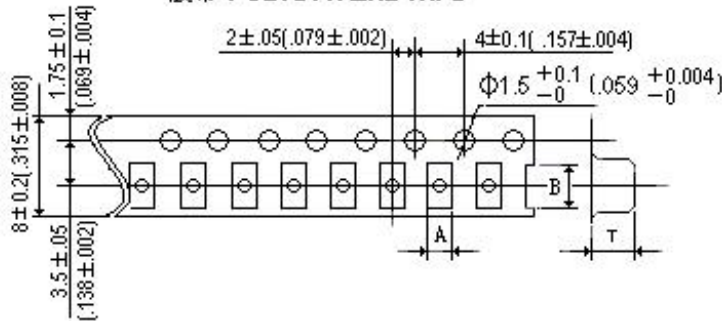
HUI ZHOU DE LI ELECTRONICS CO., LTD

CUSTOMER:		REV NO:	A
DESCRIPTION:	WIRE WOUND CHIP INDUCTOR	PAGE NO:	PAGE 6 OF 6
PART NO:	WI1008IF系列	SN.	
CUSTOMER NO:		DATE:	2023年9月19日

6. PACKAGING(unit: mm)



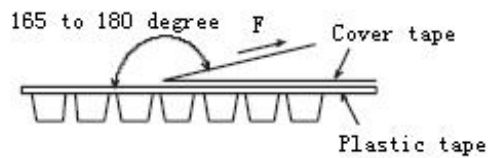
胶带 POLYSTYRENE TAPE



Peeling off force

Pull strength
0402~1210:20g~80g

Speed of peeling off:
300mm/min \pm 10%



胶带	1008	A	B	T
		2.73	2.90	2.34

Type	ΦA	ΦB	ΦC	ΦD	E	W	t	
1008	178	60	13	21	2	8.4	2	

包装数量(PACKAGING QUANTITY):2000Pcs/盘

注意:

此物料不涉及汽车或相关产品方面的应用, 否则, 由此引起的一切品质和责任问题, 我司将概不承担。

APPROVED BY	CHECKED BY	DRAFT
肖中华	黄志伟	谭晶晶

X-ON Electronics

Largest Supplier of Electrical and Electronic Components

Click to view similar products for [Fixed Inductors](#) category:

Click to view products by [DDY](#) manufacturer:

Other Similar products are found below :

[CR32NP-100KC](#) [70F224AI](#) [MHQ1005P10NJ](#) [MHQ1005P1N0S](#) [MHQ1005P2N4S](#) [MHQ1005P3N6S](#) [MHQ1005P5N1S](#) [MHQ1005P8N2J](#)
[PE-53601NL](#) [PE-53602NL](#) [PG0936.113NLT](#) [9220-20](#) [9310-16](#) [PM06-2N7](#) [PM06-39NJ](#) [A01TK](#) [1206CS-471XJ](#) [HC2-R47-R](#) [HC8-1R2-R](#)
[HCF1305-3R3-R](#) [1206CS-151XG](#) [RCH664NP-4R7M](#) [RCP1317NP-391L](#) [DH2280-4R7M](#) [DS1608C-106](#) [B10TJ](#) [B82498B3101J000](#) [ELJ-](#)
[RE27NJF2](#) [1812CS-153XJ](#) [1812CS-183XJ](#) [1812CS-223XJ](#) [1812LS-104XJ](#) [1812LS-105XJ](#) [1812LS-124XJ](#) [1812LS-154XJ](#) [1812LS-223XJ](#)
[1812LS-224XJ](#) [1812LS-563XJ](#) [1812LS-683XJ](#) [1812LS-824XJ](#) [NIN-FB101JTR110F](#) [NIN-FB471JTR62F](#) [NIN-FC1R5JTR220F](#) [NIN-](#)
[HCR15JTRF](#) [NIN-HCR33JTRF](#) [NIN-HDR22JTRF](#) [NIN-HDR82JTRF](#) [NIN-HK2N7STRF](#) [NIN-PA150KTR370F](#) [NIN-PB100KTR550F](#)