

# 承認書

## SPECIFICATION FOR APPROVAL

CUSTOMER: 2144

DESCRIPTION: WIRE WOUND CHIP INDUCTOR

DDY PART NO: WI1210IF系列

CUSTOMER MODEL NO: \_\_\_\_\_

DRAWING		
MADE	CHECKED	APPROVED
谭晶晶	黄志伟	肖中华
DATE:	2023年9月19日	

CUSTOMER APPROVE



惠州市德立电子有限公司  
HUI ZHOU DE LI ELECTRONICS CO., LTD

廣東省博羅縣洲際工業園梅園三路  
NO.3 MEI YUAN ROAD,ZHOU JI INDUSTRIAL AREA,BOLUO COUNTY GUANGDONG

電話：15970768093 13640935893

傳真：0752-6207969

郵編：516100

Http://ddycoils.com



惠州市德立电子有限公司

HUI ZHOU DE LI ELECTRONICS CO., LTD

CUSTOMER:		REV NO:	A
DESCRIPTION:	WIRE WOUND CHIP INDUCTOR	PAGE NO:	PAGE 1 OF 6
PART NO:	WI1210IF系列	SN.	
CUSTOMER NO:		DATE:	2023年9月19日

## CATALOG

Resume	.....	P2
Shape & Dimension	.....	P3
Part numbering system	.....	P3
General specification	.....	P3
Electrical Characteristics List	.....	P4
Soldering Conditions	.....	P5
Package Information	.....	P6





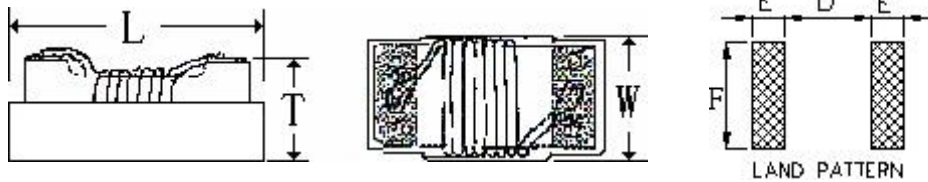
# 惠州市德立电子有限公司

## HUI ZHOU DE LI ELECTRONICS CO., LTD

CUSTOMER:		REV NO:	A
DESCRIPTION:	WIRE WOUND CHIP INDUCTOR	PAGE NO:	PAGE 3 OF 6
PART NO:	WI1210IF系列	SN.	
CUSTOMER NO:		DATE:	2023年9月19日

### 1.SHAPE & DIMENSION

UNIT:mm



CODE		L(MAX)	W(MAX)	T(MAX)	E(Typ.)	F(Typ.)	D(Typ.)
DIMENSION	WI1210IF	3.50	2.90	2.60	1.02	2.54	1.78

### 2. PART NUMBERING SYSTEM

**WI 1210 IF R56 K S T HF**  
**1 2 3 4 5 6 7 8**

- 1 PRODUCT SYMBOL (产品代号)
- 2 DIMENSIONS (规格尺寸)
- 3 MATERIAL (芯片类型)
- 4 INDUCTANCE (电感量)
- 5 TOLERANCE (公差) : J±5%; K±10%; M±20%
- 6 TERMINAL (端电极材料) : S-锡端头;
- 7 PACKAGING (包装方式) : T-编带盘装; B-散装
- 8 E.P. (环保) : LF—Lead Free HF—Halogen Free FP—Red Phosphor Free

### 3.GENERAL SPECIFICATION

- a. Saturation DC current: Inductance drop approximately 30% of L0 at Isat.
- b. Operating temp.: -40℃~ +85℃
- c. Storage temp.: -10℃ ~ +40℃ R.H.: 65% Max
- d. Moisture sensitivity level (MSL) 2 (1 year floor life at <30℃/65% relative humidity)

APPROVED BY	CHECKED BY	DRAFT
肖中华	黄志伟	谭晶晶



# 惠州市德立电子有限公司

## HUI ZHOU DE LI ELECTRONICS CO., LTD

CUSTOMER:		REV NO:	A
DESCRIPTION:	WIRE WOUND CHIP INDUCTOR	PAGE NO:	PAGE 4 OF 6
PART NO:	WI1210IF系列	SN.	
CUSTOMER NO:		DATE:	2023年9月19日

### 4. Electrical Characteristics List

NO.	Part Number	L	Freq	Q	SRF	Rdc	Irms	产品公差
		( $\mu$ H)	(MHz)	Min	(MHz)min	( $\Omega$ )max	(mA)max	
1	WI1210IFR56□ST-HF	0.56	25	20	180	0.55	450	K,M
2	WI1210IFR82□ST-HF	0.82	7.9	20	200	0.4	450	K,M
3	WI1210IF1R0□ST-HF	1	7.9	20	200	0.4	450	K,M
4	WI1210IF1R2□ST-HF	1.2	7.9	20	200	0.4	450	K,M
5	WI1210IF1R5□ST-HF	1.5	7.9	20	200	0.4	450	K,M
6	WI1210IF1R8□ST-HF	1.8	7.9	20	195	0.8	450	K,M
7	WI1210IF2R2□ST-HF	2.2	7.9	30	175	0.8	450	K,M
8	WI1210IF3R3□ST-HF	3.3	7.9	20	150	1.2	400	K,M
9	WI1210IF4R7□ST-HF	4.7	7.9	18	60	1.3	350	K,M
10	WI1210IF5R6□ST-HF	5.6	7.9	18	50	2	320	K,M
11	WI1210IF6R8□ST-HF	6.8	7.9	18	35	1.5	310	K,M
12	WI1210IF8R2□ST-HF	8.2	7.9	15	33	1.6	305	K,M
13	WI1210IF100□ST-HF	10	2.5	15	30	1	300	J,K,M
14	WI1210IF120□ST-HF	12	2.5	15	25	1.8	300	J,K,M
15	WI1210IF150□ST-HF	15	2.5	15	22	2	225	J,K,M
16	WI1210IF180□ST-HF	18	2.5	15	22	2.05	215	J,K,M
17	WI1210IF220□ST-HF	22	2.5	15	20	2.4	210	J,K,M
18	WI1210IF270□ST-HF	27	2.5	15	20	2.8	160	J,K,M
19	WI1210IF330□ST-HF	33	2.5	15	15	2.9	160	J,K,M
20	WI1210IF470□ST-HF	47	2.5	15	10	5.2	140	J,K,M
21	WI1210IF560□ST-HF	56	2.5	8	8	5.6	125	J,K,M
22	WI1210IF680□ST-HF	68	1	6	10	13	100	J,K,M
23	WI1210IF820□ST-HF	82	1	6	10	13	100	J,K,M
24	WI1210IF101□ST-HF	100	1	6	10	13	100	J,K,M
25	WI1210IF221□ST-HF	220	1	8	2.6	30	65	J,K,M
26	WI1210IF331□ST-HF	330	1	8	2.3	35	55	J,K,M
27	WI1210IF471□ST-HF	470	1	8	2	42	40	J,K,M
28	WI1210IF561□ST-HF	560	1	8	3	60	10	J,K,M
29	WI1210IF621□ST-HF	620	1	8	2	85	10	J,K,M
30	WI1210IF681□ST-HF	680	1	6	2	90	10	J,K,M
31	WI1210IF102□ST-HF	1000	1	6	1	130	30	J,K,M

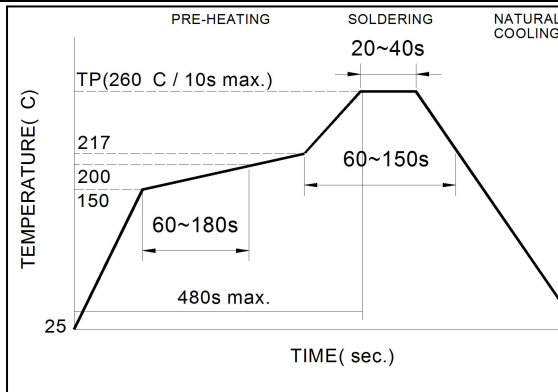
APPROVED BY	CHECKED BY	DRAFT
肖中华	黄志伟	谭晶晶



CUSTOMER:		REV NO:	A
DESCRIPTION:	WIRE WOUND CHIP INDUCTOR	PAGE NO:	PAGE 5 OF 6
PART NO:	WI1210IF系列	SN.	
CUSTOMER NO:		DATE:	2023年9月19日

### 5. SOLDERING CONDITIONS

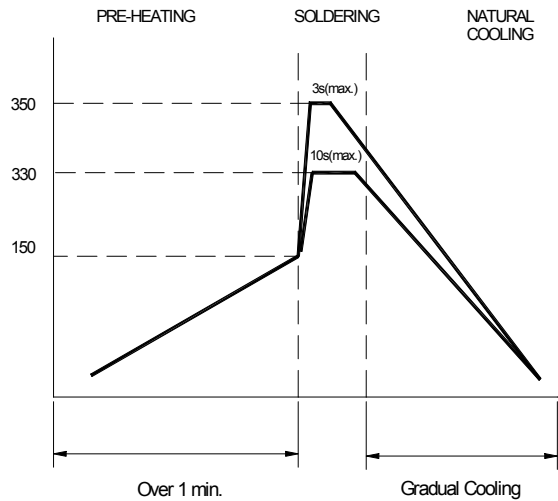
**Figure 1.  
Re-floSoldering  
(Lead Free)**



Note:

- Preheat circuit and products to 150°C
- 260°C tip temperature (max)
- Reflow times: no more than 2 times
- Solder paste thickness: the best 0.08mm is ,but max is 0.1mm

**Figure 2.  
Hand  
Soldering**



Note:

- Use a 20 watt soldering iron with tip diameter of 1.0mm
- Limit soldering time to 3 sec.

APPROVED BY	CHECKED BY	DRAFT
肖中华	黄志伟	谭晶晶

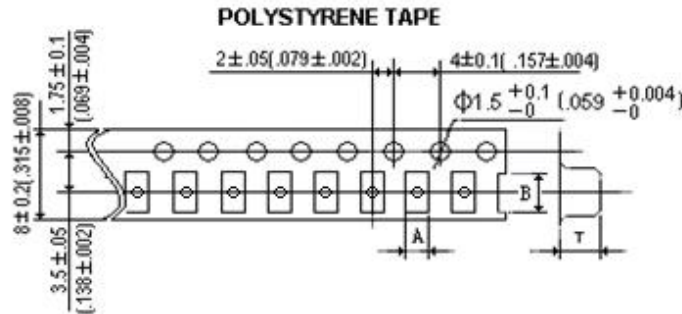
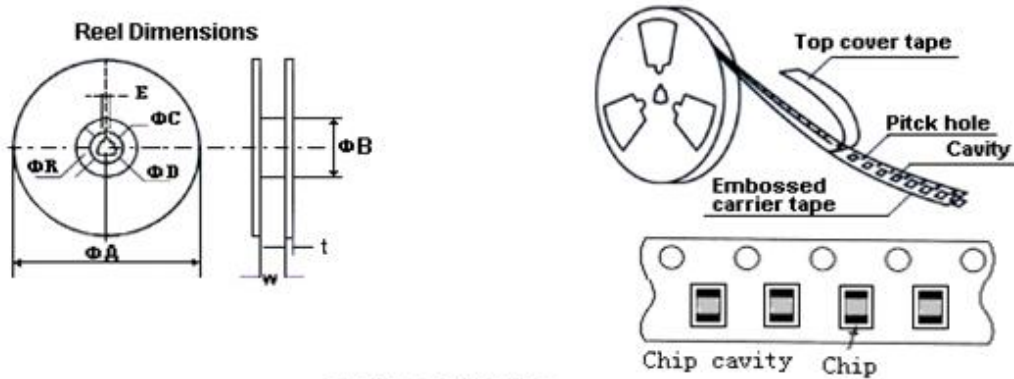


# 惠州市德立电子有限公司

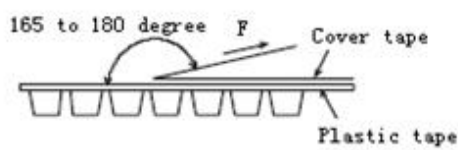
## HUI ZHOU DE LI ELECTRONICS CO., LTD

CUSTOMER:		REV NO:	A
DESCRIPTION:	WIRE WOUND CHIP INDUCTOR	PAGE NO:	PAGE 6 OF 6
PART NO:	WI1210F系列	SN:	
CUSTOMER NO:		DATE:	2023年9月19日

### 6. PACKAGING(unit: mm)



Peeling off force  
 Pull strength  
 0402~1210: 20g~80g  
 Speed of peeling off:  
 300mm/min ± 10%



胶带		A	B	T
	1210	2.963	3.6	2.4

Type	ΦA	ΦB	ΦC	ΦD	E	W	t
1210	178	60	13	21	2	8.4	2

包装数量 (PACKAGING QUANTITY): 2000Pcs/盘

**注意:**

此物料不涉及汽车或相关产品方面的应用，否则，由此引起的一切品质和责任问题，我司将概不承担。

APPROVED BY	CHECKED BY	DRAFT
肖中华	黄志伟	谭晶晶

## X-ON Electronics

Largest Supplier of Electrical and Electronic Components

*Click to view similar products for [Fixed Inductors](#) category:*

*Click to view products by [DDY](#) manufacturer:*

Other Similar products are found below :

[CR32NP-100KC](#) [70F224AI](#) [MHQ1005P10NJ](#) [MHQ1005P1N0S](#) [MHQ1005P2N4S](#) [MHQ1005P3N6S](#) [MHQ1005P5N1S](#) [MHQ1005P8N2J](#)  
[PE-53601NL](#) [PE-53602NL](#) [PG0936.113NLT](#) [9220-20](#) [9310-16](#) [PM06-2N7](#) [PM06-39NJ](#) [A01TK](#) [1206CS-471XJ](#) [HC2-R47-R](#) [HC8-1R2-R](#)  
[HCF1305-3R3-R](#) [1206CS-151XG](#) [RCH664NP-4R7M](#) [RCP1317NP-391L](#) [DH2280-4R7M](#) [DS1608C-106](#) [B10TJ](#) [B82498B3101J000](#) [ELJ-](#)  
[RE27NJF2](#) [1812CS-153XJ](#) [1812CS-183XJ](#) [1812CS-223XJ](#) [1812LS-104XJ](#) [1812LS-105XJ](#) [1812LS-124XJ](#) [1812LS-154XJ](#) [1812LS-223XJ](#)  
[1812LS-224XJ](#) [1812LS-563XJ](#) [1812LS-683XJ](#) [1812LS-824XJ](#) [NIN-FB101JTR110F](#) [NIN-FB471JTR62F](#) [NIN-FC1R5JTR220F](#) [NIN-](#)  
[HCR15JTRF](#) [NIN-HCR33JTRF](#) [NIN-HDR22JTRF](#) [NIN-HDR82JTRF](#) [NIN-HK2N7STRF](#) [NIN-PA150KTR370F](#) [NIN-PB100KTR550F](#)