

承認書

SPECIFICATION FOR APPROVAL

CUSTOMER: _____ 2144

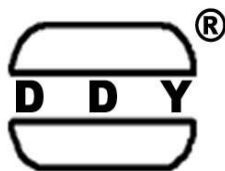
DESCRIPTION: _____ WIRE WOUND CHIP INDUCTOR

DDY PART NO: _____ WI1210UC系列

CUSTOMER MODEL NO: _____

DRAWING		
MADE	CHECKED	APPROVED
谭晶晶	黄志伟	肖中华
DATE:	2023年9月19日	

CUSTOMER APPROVE



惠州市德立电子有限公司
HUI ZHOU DE LI ELECTRONICS CO., LTD

廣東省博羅縣洲際工業園梅園三路
NO.3 MEI YUAN ROAD, ZHOU JI INDUSTRIAL AREA, BOLUO COUNTY GUANGDONG

電話：15970768093 13640935893

傳真：0752-6207969

郵編：516100

Http://ddycoils.com



惠州市德立电子有限公司

HUI ZHOU DE LI ELECTRONICS CO., LTD

CUSTOMER:		REV NO:	A
DESCRIPTION:	WIRE WOUND CHIP INDUCTOR	PAGE NO:	PAGE 1 OF 7
PART NO:	WI1210UC系列	SN.	
CUSTOMER NO:		DATE:	2023年9月19日

CATALOG

Resume	P2
Shape & Dimension	P3
Characteristic	P3
Part numbering stsem	P3
General specification	P3
Electrical Characteristics List	P4-5
Soldering Conditions	P6
Package Information	P7



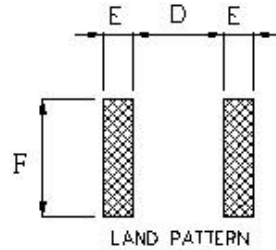
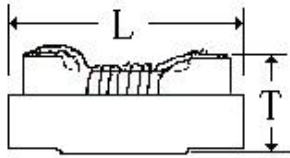
惠州市德立电子有限公司

HUI ZHOU DE LI ELECTRONICS CO., LTD

CUSTOMER:		REV NO:	A
DESCRIPTION:	WIRE WOUND CHIP INDUCTOR	PAGE NO:	PAGE 3 OF 7
PART NO:	WI1210UC系列	SN.	
CUSTOMER NO:		DATE:	2023年9月19日

1.SHAPE & DIMENSION

UNIT:mm



CODE		L(MAX)	W(MAX)	T(MAX)	E(Typ.)	F(Typ.)	D(Typ.)
DIMENSION	WI1210UC	3.50	2.90	2.25	1.02	2.54	1.78

3. PART NUMBERING SYSTEM

WI **1210** **UC** **2R2** **J** **S** **T** **LF**
1 **2** **3** **4** **5** **6** **7** **8**

- PRODUCT SYMBOL (产品代号)
- DIMENSIONS (规格尺寸)
- MATERIAL (芯片类型)
- INDUCTANCE (电感量)
- TOLERANCE (公差) : G±2%; J±5%; K±10%; M±20%
- TERMINAL (端电极材料) : G-金端头; S-锡端头;
- PACKAGING (包装方式) : T-编带盘装; B-散装
- E.P. (环保) : LF—Lead Free HF—Halogen Free FP—Red Phosphor Free

4.GENERAL SPECIFICATION

- Rating DC current: Temperature rise(ΔT) is 40°C approximately at Irms.
- Operating temp.: -40°C~ +85°C
- Storage temp.: -10°C ~ +40°C R.H.: 65% Max
- Moisture sensitivity level (MSL) 2 (1 year floor life at <30°C/65% relative humidity)

APPROVED BY	CHECKED BY	DRAFT
肖中华	黄志伟	谭晶晶



惠州市德立电子有限公司

HUI ZHOU DE LI ELECTRONICS CO., LTD

CUSTOMER:		REV NO:	A
DESCRIPTION:	WIRE WOUND CHIP INDUCTOR	PAGE NO:	PAGE 4 OF 7
PART NO:	WI1210UC系列	SN.	
CUSTOMER NO:		DATE:	2023年9月19日

5. 1Electrical Characteristics List

NO.	Part Number	Inductance	Test Freq	Q	SRF	Rdc	Irms	产品公差
		(nH)	(MHz)	Min	(MHz)Min	(Ω) Max	(mA) Max	
1	WI1210UC10N□ST-HF	10	100	40@300MHZ	4000	0.08	1000	J, K, M
2	WI1210UC12N□ST-HF	12	100	40@300MHZ	3200	0.08	1000	J, K, M
3	WI1210UC15N□ST-HF	15	100	40@300MHZ	3200	0.2	1000	J, K, M
4	WI1210UC18N□ST-HF	18	100	50@300MHZ	2800	0.1	1000	J, K, M
5	WI1210UC22N□ST-HF	22	100	50@300MHZ	2200	0.1	1000	J, K, M
6	WI1210UC27N□ST-HF	27	100	50@300MHZ	1800	0.11	1000	J, K, M
7	WI1210UC33N□ST-HF	33	100	55@300MHZ	1800	0.11	1000	J, K, M
8	WI1210UC39N□ST-HF	39	100	55@300MHZ	1500	0.12	1000	J, K, M
9	WI1210UC43N□ST-HF	43	100	55@300MHZ	1500	0.12	1000	J, K, M
10	WI1210UC47N□ST-HF	47	100	55@300MHZ	1500	0.13	1000	J, K, M
11	WI1210UC56N□ST-HF	56	100	55@300MHZ	1450	0.14	1000	J, K, M
12	WI1210UC68N□ST-HF	68	100	55@300MHZ	1200	0.15	900	J, K, M
13	WI1210UC82N□ST-HF	82	100	55@300MHZ	1000	0.2	900	J, K, M
14	WI1210UC91N□ST-HF	91	100	60@300MHZ	1100	0.2	1000	J, K, M
15	WI1210UCR10□ST-HF	100	100	55@300MHZ	900	0.2	850	G, J, K, M
16	WI1210UCR12□ST-HF	120	100	60@300MHZ	800	0.25	800	G, J, K, M
17	WI1210UCR15□ST-HF	150	100	60@300MHZ	700	0.3	750	G, J, K, M
18	WI1210UCR18□ST-HF	180	50	60@300MHZ	650	0.3	700	G, J, K, M
19	WI1210UCR22□ST-HF	220	50	60@300MHZ	650	0.4	770	G, J, K, M
20	WI1210UCR24□ST-HF	240	50	40@300MHZ	580	0.4	630	G, J, K, M
21	WI1210UCR27□ST-HF	270	50	40@300MHZ	580	0.4	630	G, J, K, M
22	WI1210UCR33□ST-HF	330	50	45@150MHZ	580	0.58	590	G, J, K, M
23	WI1210UCR36□ST-HF	360	50	45@150MHZ	510	0.58	530	G, J, K, M

APPROVED BY	CHECKED BY	DRAFT
肖中华	黄志伟	谭晶晶



惠州市德立电子有限公司

HUI ZHOU DE LI ELECTRONICS CO., LTD

CUSTOMER:		REV NO:	A
DESCRIPTION:	WIRE WOUND CHIP INDUCTOR	PAGE NO:	PAGE 5 OF 7
PART NO:	WI1210UC系列	SN:	
CUSTOMER NO:		DATE:	2023年9月19日

5. 2Electrical Characteristics List

NO.	Part Number	Inductance	Test Freq	Q	SRF	Rdc	Irms	产品公差
		(nH)	(MHz)	Min	(MHz)Min	(Ω) Max	(mA) Max	
24	WI1210UCR39□ST-HF	390	50	45@150MHZ	510	0.58	530	G, J, K, M
25	WI1210UCR47□ST-HF	470	50	45@150MHZ	480	1	490	G, J, K, M
26	WI1210UCR56□ST-HF	560	25	45@150MHZ	420	1.1	460	G, J, K, M
27	WI1210UCR68□ST-HF	680	25	45@150MHZ	400	1.2	430	G, J, K, M
28	WI1210UCR82□ST-HF	820	25	45@150MHZ	370	2	400	G, J, K, M
29	WI1210UC1R0□ST-HF	1000	25	45@150MHZ	340	1.85	320	G, J, K, M
30	WI1210UC1R2□ST-HF	1200	25	45@150MHZ	220	2.3	300	G, J, K, M
31	WI1210UC1R5□ST-HF	1500	7.9	20@50MHZ	160	2.7	310	G, J, K, M
32	WI1210UC1R8□ST-HF	1800	7.9	30@50MHZ	160	3.5	310	G, J, K, M
33	WI1210UC2R2□ST-HF	2200	7.9	25@50MHZ	130	2.41	310	G, J, K, M
34	WI1210UC2R7□ST-HF	2700	7.9	25@50MHZ	110	3.5	300	G, J, K, M
35	WI1210UC3R0□ST-HF	3000	7.9	20@25MHZ	110	3.5	300	G, J, K, M
36	WI1210UC3R3□ST-HF	3300	7.9	20@25MHZ	60	3.6	290	G, J, K, M
37	WI1210UC3R9□ST-HF	3900	7.9	20@25MHZ	60	4	290	G, J, K, M
38	WI1210UC4R7□ST-HF	4700	7.9	20@25MHZ	60	5	280	G, J, K, M
39	WI1210UC5R2□ST-HF	5200	7.9	15@25MHZ	50	6	250	G, J, K, M
40	WI1210UC5R6□ST-HF	5600	7.9	15@25MHZ	50	6	250	G, J, K, M
41	WI1210UC6R8□ST-HF	6800	7.9	15@7.9MHZ	40	9	230	G, J, K, M
42	WI1210UC7R5□ST-HF	7500	7.9	20@7.9MHZ	50	9.5	170	G, J, K, M
43	WI1210UC8R2□ST-HF	8200	7.9	20@7.9MHZ	50	9.5	170	G, J, K, M
44	WI1210UC8R6□ST-HF	8600	7.9	15@7.9MHZ	40	9	200	G, J, K, M
45	WI1210UC100□ST-HF	10000	7.9	15@7.9MHZ	30	10	150	G, J, K, M

APPROVED BY	CHECKED BY	DRAFT
肖中华	黄志伟	谭晶晶

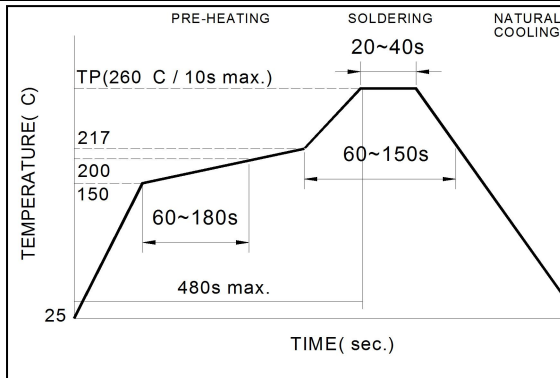


惠州市德立电子有限公司
HUI ZHOU DE LI ELECTRONICS CO., LTD

CUSTOMER:		REV NO:	A
DESCRIPTION:	WIRE WOUND CHIP INDUCTOR	PAGE NO:	PAGE 6 OF 7
PART NO:	WI1210UC系列	SN:	
CUSTOMER NO:		DATE:	2023年9月19日

6. SOLDERING CONDITIONS

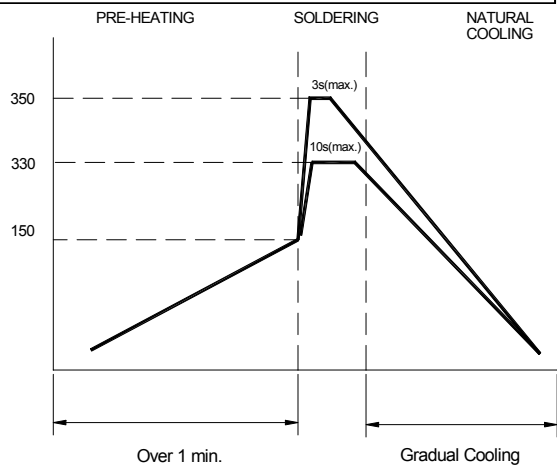
**Figure 1.
Re-flow
Soldering
(Lead Free)**



Note:

- Preheat circuit and products to 150°C
- 260°C tip temperature (max)
- Reflow times: no more than 2 times
- Solder paste thickness: the best 0.08mm is ,but max is 0.1mm

**Figure 3.
Hand
Soldering**



Note:

- Use a 20 watt soldering iron with tip diameter of 1.0mm
- Limit soldering time to 3 sec.

APPROVED BY	CHECKED BY	DRAFT
肖中华	黄志伟	谭晶晶

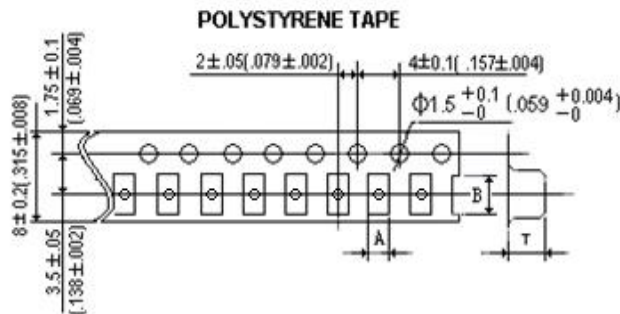
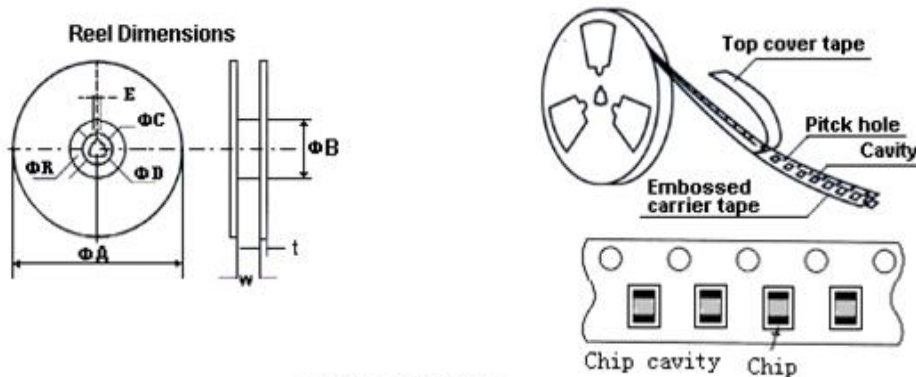


惠州市德立电子有限公司

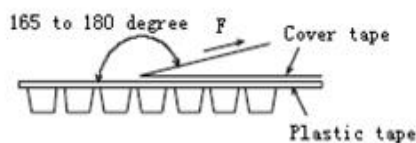
HUI ZHOU DE LI ELECTRONICS CO., LTD

CUSTOMER:		REV NO:	A
DESCRIPTION:	WIRE WOUND CHIP INDUCTOR	PAGE NO:	PAGE 7 OF 7
PART NO:	WI1210UC系列	SN:	
CUSTOMER NO:		DATE:	2023年9月19日

7. PACKAGING(unit: mm)



Peeling off force
 Pull strength
 0402~1210: 20g~80g
 Speed of peeling off:
 300mm/min ± 10%



胶带		A	B	T
	1210	2.96	3.6	2.4

Type	ΦA	ΦB	ΦC	ΦD	E	W	t	
1210	178	60	13	21	2	8.4	2	

包装数量(PACKAGING QUANTITY): 2000 Pcs/盘

注意:

此物料不涉及汽车或相关产品方面的应用, 否则, 由此引起的一切品质和责任问题, 我司将概不承担。

APPROVED BY	CHECKED BY	DRAFT
肖中华	黄志伟	谭晶晶

X-ON Electronics

Largest Supplier of Electrical and Electronic Components

Click to view similar products for [Fixed Inductors](#) category:

Click to view products by [DDY](#) manufacturer:

Other Similar products are found below :

[CR32NP-100KC](#) [70F224AI](#) [MHQ1005P10NJ](#) [MHQ1005P1N0S](#) [MHQ1005P2N4S](#) [MHQ1005P3N6S](#) [MHQ1005P5N1S](#) [MHQ1005P8N2J](#)
[PE-53601NL](#) [PE-53602NL](#) [PG0936.113NLT](#) [9220-20](#) [9310-16](#) [PM06-2N7](#) [PM06-39NJ](#) [A01TK](#) [1206CS-471XJ](#) [HC2-R47-R](#) [HC8-1R2-R](#)
[HCF1305-3R3-R](#) [1206CS-151XG](#) [RCH664NP-4R7M](#) [RCP1317NP-391L](#) [DH2280-4R7M](#) [DS1608C-106](#) [B10TJ](#) [B82498B3101J000](#) [ELJ-](#)
[RE27NJF2](#) [1812CS-153XJ](#) [1812CS-183XJ](#) [1812CS-223XJ](#) [1812LS-104XJ](#) [1812LS-105XJ](#) [1812LS-124XJ](#) [1812LS-154XJ](#) [1812LS-223XJ](#)
[1812LS-224XJ](#) [1812LS-563XJ](#) [1812LS-683XJ](#) [1812LS-824XJ](#) [NIN-FB101JTR110F](#) [NIN-FB471JTR62F](#) [NIN-FC1R5JTR220F](#) [NIN-](#)
[HCR15JTRF](#) [NIN-HCR33JTRF](#) [NIN-HDR22JTRF](#) [NIN-HDR82JTRF](#) [NIN-HK2N7STRF](#) [NIN-PA150KTR370F](#) [NIN-PB100KTR550F](#)