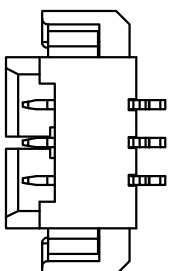
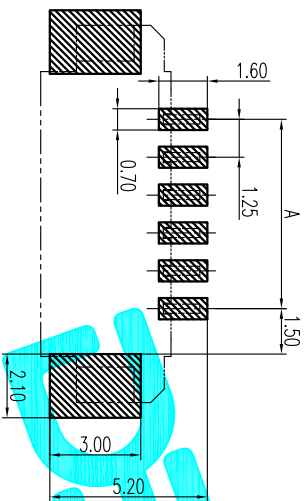
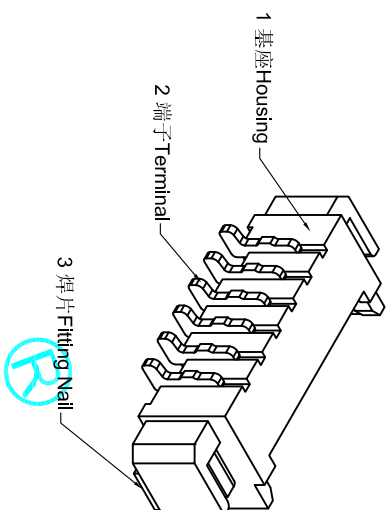


2PIN



3PIN



PCB LAYOUT

| | | | | | |
|--------|-----------------|-------------|--------|------------------|--|
| 3 | 焊片 Fitting Nail | 黄铜 Brass | 2 | 镀锡 Tin-plated | |
| 2 | 端子 Terminal | 黄铜 Brass | N | 镀锡 Tin-plated | |
| 1 | 底座 Housing | LCP UL94-V0 | 1 | 本色 Natural color | |
| 序号 No. | 名称 Part Name | 材料 Material | 数量 Qty | 备注 Remark | |

- 技术要求Notes:
- 1.外观质量 Appearance quality:
 - a.金属表面镀层不能有明显损伤; Coating on metal surface can not be damaged obviously;
 - b.塑壳表面不能有明显的变形或开裂; No obvious deformation or cracking can be observed on the surface of the Housing;
 - c.产品表面应保持清洁; Product surface should be kept clean.
 - 2.工作温度 Working temperature: $-25^{\circ}\text{C} \sim +85^{\circ}\text{C}$;
 - 3.额定电压 Voltage Rating: Max 125V (AC/Effective value rms)/DCI;
 - 4.额定电流 Current Rating: Max 1A (AC/Effective value rms)/DCI;
 - 5.接触电阻 Contact resistance: Max 20 m Ω ;
 - 6.绝缘电阻 Insulation resistance: Min 100M Ω ;
 - 7.耐压 Withstanding voltage: 500V AC(50 Hz, Effective value: 1 min);
 - 8.环保要求应符合RoHS标准 Environmental requirements should meet RoHS standards.

| 孔位 OKT NO. | 产品型号 PART TYPE | DIM A | DIM B | DIM C |
|------------|----------------|-------|-------|-------|
| 16 | 1.25-16PWB | 18.75 | 25.00 | 17.50 |
| 15 | 1.25-15PWB | 17.50 | 23.75 | 16.25 |
| 14 | 1.25-14PWB | 16.25 | 22.50 | 15.00 |
| 13 | 1.25-13PWB | 15.00 | 21.25 | 13.75 |
| 12 | 1.25-12PWB | 13.75 | 20.00 | 12.50 |
| 11 | 1.25-11PWB | 12.50 | 18.75 | 11.25 |
| 10 | 1.25-10PWB | 11.25 | 17.50 | 10.00 |
| 9 | 1.25-9PWB | 10.00 | 16.25 | 8.75 |
| 8 | 1.25-8PWB | 8.75 | 15.00 | 7.50 |
| 7 | 1.25-7PWB | 7.50 | 13.75 | 6.25 |
| 6 | 1.25-6PWB | 6.25 | 12.50 | 5.00 |
| 5 | 1.25-5PWB | 5.00 | 11.25 | 3.75 |
| 4 | 1.25-4PWB | 3.75 | 10.00 | 2.50 |
| 3 | 1.25-3PWB | 2.50 | 8.75 | - |
| 2 | 1.25-2PWB | 1.25 | 7.50 | - |

| | | | | | | |
|---------|------|-------|--------------|---------|--------|--------|
| ECN NO. | REV. | DATE. | DESCRIPTION. | CHANGE. | CHECK. | APPRO. |
| | A | | NEW | | | |

| | | |
|-----------|----------|-----------|
| APPROVALS | | DATE |
| DRAWN | Q.M.Chen | 2015/7/17 |
| CHECKED | | |
| APPROVALS | | |

| | | | | |
|----------------|------------------------|-------|-------|--|
| TOLERANCES ARE | 30 ^{±0.15} 以上 | ±0.30 | ANGLE | |
| | 10 ^{±0.10} | ±0.20 | | |
| | 5 ^{±0.05} | ±0.15 | | |
| | ~5 | ±0.10 | ±2° | |

| | |
|-------------|-------------------------------|
| TITLE: | 1.25mm Crimp Style Connectors |
| PART NO. | 1.25-□□PWB |
| UNIT: | mm |
| SCALE: | 1:1 |
| DRAWING NO. | |
| | PROJ |

DEALON 德之隆
ELECTRONICS CO.,LTD

X-ON Electronics

Largest Supplier of Electrical and Electronic Components

Click to view similar products for [Headers & Wire Housings](#) category:

Click to view products by [DEALON](#) manufacturer:

Other Similar products are found below :

[57102-F02-18ULF](#) [58102-G61-06LF](#) [582553-1](#) [009176003701906](#) [01.001.5753.1](#) [0050291907](#) [02.125.8002.8](#) [609-3404](#) [61062-3](#)
[CSU011177004](#) [622-0430](#) [622-3653LF](#) [63453-116](#) [636-1030](#) [636-1427](#) [636-3427](#) [636-4007](#) [641938-9](#) [644827-2](#) [65495-038](#) [65692-001LF](#)
[65781-018](#) [65781-047](#) [65817-010LF](#) [65817-015LF](#) [66207-023LF](#) [67095-007LF](#) [67601157](#) [68631-112](#) [68645-018](#) [699319-000](#)
[M90C108951C](#) [70.362.1628.0](#) [70-4210](#) [70-4226B](#) [70-4853B](#) [707-5028](#) [71.350.2428.0](#) [71961-016LF](#) [733-134](#) [733-162](#) [754199-000](#) [760-](#)
[3052](#) [80.063.4001.1](#) [800-90-001-10-001000](#) [800-90-010-10-002000](#) [801-43-002-10-013000](#) [801-43-006-10-002000](#) [803-41-018-10-001000](#)
[803-43-024-10-001000](#)