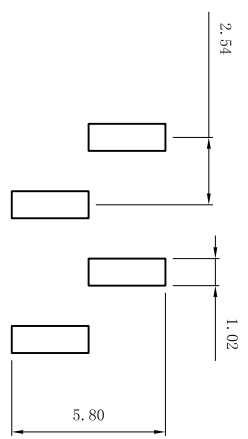
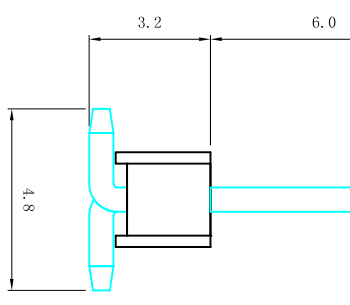
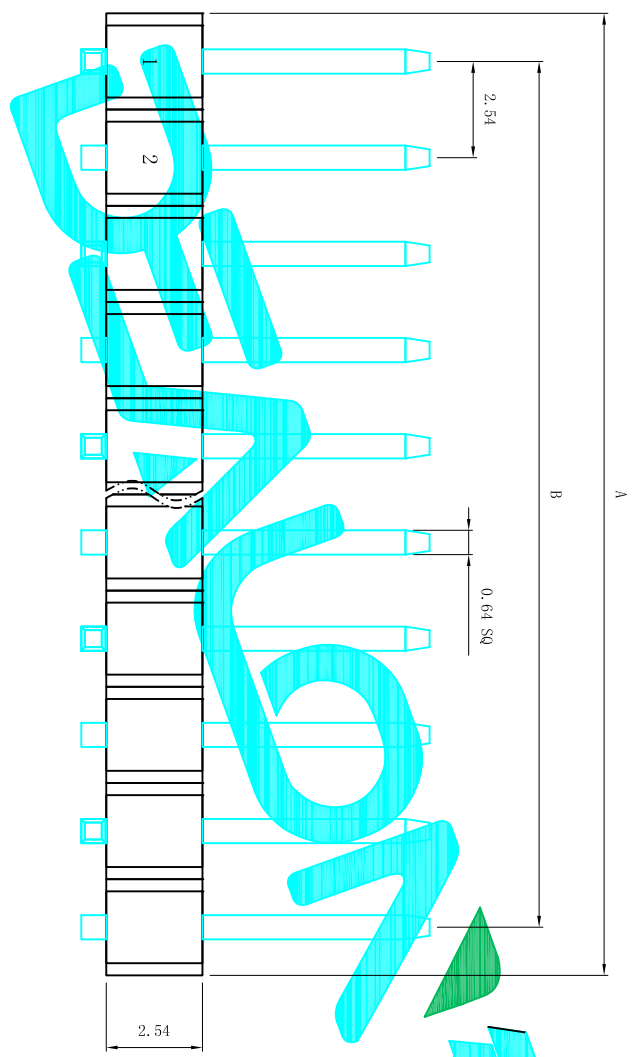


2.50 ± 0.15



A PTYPE

A=2.54* n P \pm 0.50
 B=2.54* n P-2.54 \pm 0.20
 Pin Number=1~40

Technical Data
 Material:
 Contact material:Brass
 Plating:Gold Flash
 Insulator material:Black polyester UL94V-0
 Standard:PA6T+30%G.F

Electrical:
 Current rating:3Amps/contact max.
 Contact resistance: $\leq 20m\Omega$ /contact
 Insulation resistance: $\geq 1000M\Omega$ at V=100V
 Withstanding voltage:550V AC/minute

Mechanical:
 Soldering temperature:+260°C, 4s max
 UNSPECIFIED TOLERANCE: ± 0.20

PCB Layout

APPROVALS		DATE	DRAWING NO.	
DRAWN	G.M.Chen	2015/7/17	D2254S-11-XX-50	
CHECKED			ELECTRONICS CO.,LTD	
APPROVALS			CONNECTOR	

ECN NO.	REV.	DATE.	DESCRIPTION.	CHANGE.	CHECK.	APPRO.	TOLERANCES ARE	30 \pm 0.15	±0.30	ANGLE	PART NO.	UNIT:	SCALE:	SHEET	PROJ.
	A		NEW				10 \pm 0.10	±0.20		±2°	D2254S-11-XX-50	mm	1:1	1 OF 1	

X-ON Electronics

Largest Supplier of Electrical and Electronic Components

Click to view similar products for [Headers & Wire Housings](#) category:

Click to view products by [DEALON](#) manufacturer:

Other Similar products are found below :

[57102-F02-18ULF](#) [58102-G61-06LF](#) [582553-1](#) [009176003701906](#) [01.001.5753.1](#) [0050291907](#) [02.125.8002.8](#) [609-3404](#) [61062-3](#)
[CSU011177004](#) [622-0430](#) [622-3653LF](#) [63453-116](#) [636-1030](#) [636-1427](#) [636-3427](#) [636-4007](#) [641938-9](#) [644827-2](#) [65495-038](#) [65692-001LF](#)
[65781-018](#) [65781-047](#) [65817-010LF](#) [65817-015LF](#) [66207-023LF](#) [67095-007LF](#) [67601157](#) [68631-112](#) [68645-018](#) [699319-000](#)
[M90C108951C](#) [70.362.1628.0](#) [70-4210](#) [70-4226B](#) [70-4853B](#) [707-5028](#) [71.350.2428.0](#) [71961-016LF](#) [733-134](#) [733-162](#) [754199-000](#) [760-](#)
[3052](#) [80.063.4001.1](#) [800-90-001-10-001000](#) [800-90-010-10-002000](#) [801-43-002-10-013000](#) [801-43-006-10-002000](#) [803-41-018-10-001000](#)
[803-43-024-10-001000](#)