


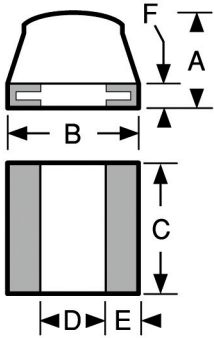


SERIES

3094R
3094



Micro i[®] Chip Inductors



Actual Size

Physical Parameters

	Inches	Millimeters
A	0.140 Max.	3.56 Max.
B	0.147 to 0.163	3.73 to 4.14
C	0.117 to 0.133	2.97 to 3.38
D	0.070 Min.	1.78 Min.
E	0.017 to 0.033	0.43 to 0.84
F	0.020 Max. (Typ.)	0.51 Max. (Typ.)

Current Rating at 90°C Ambient 35°C Rise
 Operating Temperature Range -55°C to +125°C
 Maximum Power Dissipation at 90°C 0.155 W

Inductance tolerance desired is specified by suffixing an alpha character to the part number: F = 1%, G = 2%, H = 3%, J = 5%, K = 10%, and M = 20%. Standard series tolerance is ±10%. For inductance values less than .10µH, minimum tolerance is ±5%.

Termination Standard: Tin/Lead Sn63

Mechanical Configuration Units are epoxy encapsulated. Contact area for reflow are solder coated. Internal connections are thermal compression bonded.

Notes 1) Designed specifically for reflow soldering and other high temperature processes with metalized edges to exhibit solder fillet. 2) Self Resonant Frequency (SRF) values 270 MHz and above are calculated and for reference only. 3) Optional marking is available.

Packaging Tape & reel (12mm): 7" reel, 650 pieces max.; 13" reel, 2500 pieces max.
 MIL-PRF-83446/10 (Reference)

Made In the U.S.A.


*Complete part # must include series # PLUS the dash #

For surface finish information, refer to www.delevanfinishes.com

MIL DASH # (Reference)	INDUCTANCE (µH) ±10%	TEST FREQUENCY (MHz)	SRF MINIMUM (MHz)	DC RESISTANCE MAXIMUM (OHMS)	CURRENT RATING MAXIMUM (mA)
------------------------	----------------------	----------------------	-------------------	------------------------------	-----------------------------

DASH NUMBER*	M83446/10- (Reference)	SERIES 3094 IRON CORE					
-100KS	62	0.010	60	150	2000.0	0.040	1000
-120KS	63	0.012	60	150	1800.0	0.040	1000
-150KS	64	0.015	60	150	1500.0	0.040	1000
-180KS	65	0.018	60	150	1500.0	0.040	1000
-220KS	66	0.022	60	100	1300.0	0.050	1000
-270KS	67	0.027	60	100	1300.0	0.050	1000
-330KS	68	0.033	60	100	1000.0	0.050	1000
-390KS	69	0.039	60	100	1000.0	0.060	900
-470KS	70	0.047	65	100	800.0	0.060	900
-560KS	71	0.056	65	100	760.0	0.060	900
-680KS	72	0.068	65	100	700.0	0.070	840
-820KS	73	0.082	65	100	650.0	0.070	840
-101KS	74	0.100	65	50	570.0	0.070	840
-121KS	75	0.120	65	50	520.0	0.070	840
-151KS	76	0.150	75	50	400.0	0.080	790
-181KS	77	0.180	75	50	360.0	0.080	790
-221KS	78	0.220	70	50	320.0	0.080	790
-271KS	79	0.270	70	50	270.0	0.10	700
-331KS	80	0.330	70	50	240.0	0.10	700
-391KS	81	0.390	70	50	220.0	0.10	700
-471KS	82	0.470	70	25	190.0	0.14	590
-561KS	83	0.560	70	25	170.0	0.19	510
-681KS	84	0.680	70	25	160.0	0.26	430
-821KS	85	0.820	75	25	150.0	0.30	400
-102KS	86	1.00	75	25	130.0	0.34	380
-122KS	87	1.20	65	7.9	120.0	0.45	330
-152KS	88	1.50	65	7.9	110.0	0.57	290
-182KS	89	1.80	65	7.9	100.0	0.72	260
-222KS	90	2.20	65	7.9	80.0	0.90	230
-272KS	91	2.70	65	7.9	60.0	1.10	210
-332KS	92	3.30	60	7.9	50.0	1.20	200
-392KS	93	3.90	60	7.9	45.0	1.40	180
-472KS	94	4.70	60	7.9	42.0	1.60	170
-562KS	95	5.60	65	7.9	40.0	1.80	160
-682KS	96	6.80	65	7.9	37.0	2.40	140
-822KS	97	8.20	65	7.9	34.0	3.00	130
-103KS	98	10.0	65	7.9	29.0	3.50	120
-123KS	99	12.0	60	2.5	27.0	3.60	118
-153KS	100	15.0	60	2.5	22.0	3.70	115
-183KS	101	18.0	60	2.5	17.0	3.80	114
-223KS	102	22.0	60	2.5	16.0	3.90	113
-273KS	103	27.0	65	2.5	15.0	4.00	110
-333KS	104	33.0	65	2.5	14.0	5.00	100
-393KS	105	39.0	65	2.5	13.0	7.00	84
-473KS	106	47.0	70	2.5	12.0	8.00	79
-563KS	107	56.0	70	2.5	11.0	10.0	70
-683KS	108	68.0	65	2.5	10.0	11.0	67
-823KS	109	82.0	60	2.5	9.0	12.0	64
-104KS	110	100.0	60	2.5	8.0	13.0	62
-124KS	111	120.0	40	0.79	7.0	14.0	59
-154KS	112	150.0	40	0.79	6.0	16.0	56
-184KS	113	180.0	40	0.79	5.0	18.0	52
-224KS	114	220.0	40	0.79	4.0	24.0	45
-274KS	115	270.0	40	0.79	3.3	25.0	44
-334KS	116	330.0	40	0.79	3.1	29.0	41
-394KS	117	390.0	40	0.79	2.9	32.0	39
-474KS	118	470.0	35	0.79	2.4	35.0	37
-564KS	119	560.0	35	0.79	2.1	45.0	33
-684KS	120	680.0	35	0.79	1.9	55.0	30
-824KS	121	820.0	30	0.79	1.8	70.0	26
-105KS	122	1000.0	30	0.79	1.7	80.0	25

RF Inductors



X-ON Electronics

Largest Supplier of Electrical and Electronic Components

Click to view similar products for [RF inductors - SMD category](#):

Click to view products by [Delevan manufacturer](#):

Other Similar products are found below :

[MHL1ECTTP82NJ](#) [MHL1ECTTP8N2J](#) [CIH10T12NJNC](#) [B82498B1332J000](#) [B82498B3121J000](#) [0805WL220GT](#) [1008WL101GT](#)
[0805WL681GT](#) [IWC0402D27NR-3G](#) [IWC0603F68NR-3G](#) [IWC0402AR10R-3G](#) [0603WL470JT](#) [IWC0402D33NR-3G](#) [IWC0603F47NR-3G](#)
[0805WL151JT](#) [IWC0402A68NR-3G](#) [IWC0402AR12R-3G](#) [IWC0402A82NR-3G](#) [IWC0402B39NR-3G](#) [IWC0603CR12R-3G](#)
[IWC0603AR33R-3G](#) [IWC0603BR18R-3G](#) [IWC0603F39NR-3G](#) [IWC0603BR22R-3G](#) [IWC0402A47NR-3G](#) [IWC0603AR27R-3G](#)
[IWC0603F27NR-3G](#) [IWC1008DR68R-3G](#) [IWC1008FR12R-3G](#) [IWC1008FR18R-3G](#) [IWC1008J33NR-3G](#) [IWC1008J82NR-3G](#)
[IWC1008DR47R-3G](#) [IWC1008J18NR-3G](#) [IWC0805E22NR-3G](#) [IWC1008DR82R-3G](#) [IWC0805E33NR-3G](#) [IWC1008J68NR-3G](#)
[IWC0805D82NR-3G](#) [IWC0805DR10R-3G](#) [IWC0805E39NR-3G](#) [IWC1008DR39R-3G](#) [IWC0805DR15R-3G](#) [IWC1008J39NR-3G](#)
[IWC1008J27NR-3G](#) [IWC0805DR18R-3G](#) [IWC0805E68NR-3G](#) [IWC1008ER27R-3G](#) [IWC1008FR10R-3G](#) [IWC1008J22NR-3G](#)