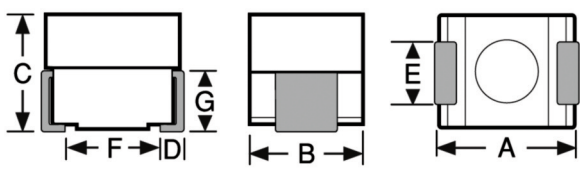



**SERIES**

**S1210R  
S1210**



**Shielded Surface Mount Inductors**



**Physical Parameters**

	Inches	Millimeters
A	0.118 to 0.138	3.00 to 3.51
B	0.085 to 0.105	2.16 to 2.66
C	0.081 to 0.101	2.06 to 2.57
D	0.016 Min.	0.41 Min.
E	0.041 to .061	1.04 to 1.55
F	0.070 (Ref. only)	1.78 (Ref. only)
G	0.054 (Ref. only)	1.37 (Ref. only)

Dimensions "A" and "C" are over terminals.

**Weight Max.** (Grams) 0.1

**Operating Temperature Range** -55°C to +125°C

**Current Rating at 90°C Ambient** 35°C Rise

**Maximum Power Dissipation at 90°C**

Iron: 0.266 W  
Ferrite: 0.224 W

**Marking** Delevan; dash number followed by an S; date code (YYWWL). Note: An R before the date code indicates a RoHS component.

Example: S1210R-471K

DELEVAN  
471 S  
R 1812B

**Packaging** Tape & reel (8mm): 7" reel, 2000 pieces max.; 13" reel, 7000 pieces max.

**Made In the U.S.A.**

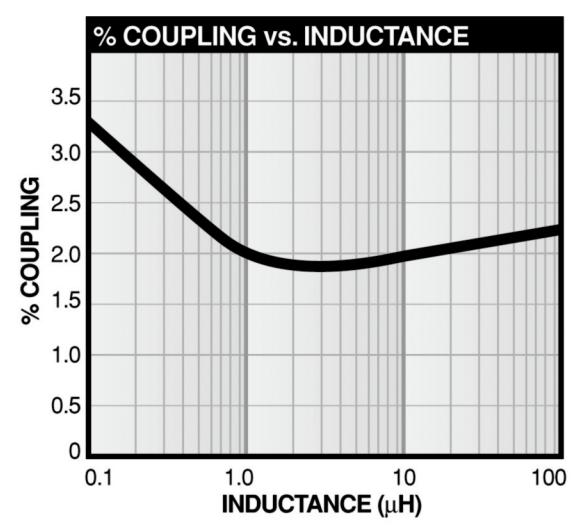
Optional Tolerances: J = 5% H = 3% G = 2% F = 1%

\*Complete part # must include series # PLUS the dash #

DASH NUMBER*	INDUCTANCE (μH) ±10%	TEST FREQUENCY (MHz) Q MINIMUM	SRF MINIMUM (MHz)	DC RESISTANCE MAXIMUM (OHMS)	CURRENT RATING MAXIMUM (mA)
--------------	----------------------	-----------------------------------	-------------------	---------------------------------	--------------------------------

SERIES S1210 IRON CORE						
-101K	0.10	40	25	375	0.15	1131
-121K	0.12	40	25	350	0.17	1062
-151K	0.15	40	25	330	0.20	979
-181K	0.18	40	25	310	0.22	934
-221K	0.22	40	25	300	0.25	876
-271K	0.27	40	25	290	0.30	800
-331K	0.33	40	25	255	0.35	740
-391K	0.39	40	25	230	0.40	692
-471K	0.47	40	25	220	0.45	653
-561K	0.56	40	25	200	0.50	619
-681K	0.68	40	25	180	0.55	590
-821K	0.82	40	25	170	0.60	565
SERIES S1210 FERRITE CORE						
-102K	1.0	40	7.9	140	0.40	635
-122K	1.2	40	7.9	120	0.49	574
-152K	1.5	40	7.9	110	0.57	532
-182K	1.8	40	7.9	95	0.65	498
-222K	2.2	40	7.9	80	0.73	470
-272K	2.7	40	7.9	70	0.75	464
-332K	3.3	40	7.9	45	0.80	449
-392K	3.9	40	7.9	42	0.83	441
-472K	4.7	40	7.9	40	1.00	402
-562K	5.6	40	7.9	38	1.30	352
-682K	6.8	40	7.9	35	1.50	328
-822K	8.2	40	7.9	32	1.70	308
-103K	10.0	40	2.5	28	1.90	291
-123K	12.0	40	2.5	25	2.10	277
-153K	15.0	40	2.5	23	2.50	254
-183K	18.0	40	2.5	21	2.80	240
-223K	22.0	40	2.5	19	3.00	232
-273K	27.0	40	2.5	16	4.00	201
-333K	33.0	40	2.5	14	4.50	189
-393K	39.0	40	2.5	12	5.00	179
-473K	47.0	40	2.5	10	5.50	171
-563K	56.0	40	2.5	8	6.30	160
-683K	68.0	40	2.5	8	7.00	152
-823K	82.0	40	2.5	8	8.50	137
-104K	100.0	40	2.5	8	10.00	127

For more detailed graphs, contact factory



## X-ON Electronics

Largest Supplier of Electrical and Electronic Components

*Click to view similar products for [RF inductors - SMD category](#):*

*Click to view products by [Delevan manufacturer](#):*

Other Similar products are found below :

[MHL1ECTTP82NJ](#) [MHL1ECTTP8N2J](#) [CIH10T12NJNC](#) [B82498B1332J000](#) [B82498B3121J000](#) [0805WL220GT](#) [1008WL101GT](#)  
[0805WL681GT](#) [IWC0402D27NR-3G](#) [IWC0603F68NR-3G](#) [IWC0402AR10R-3G](#) [0603WL470JT](#) [IWC0402D33NR-3G](#) [IWC0603F47NR-3G](#)  
[0805WL151JT](#) [IWC0402A68NR-3G](#) [IWC0402AR12R-3G](#) [IWC0402A82NR-3G](#) [IWC0402B39NR-3G](#) [IWC0603CR12R-3G](#)  
[IWC0603AR33R-3G](#) [IWC0603BR18R-3G](#) [IWC0603F39NR-3G](#) [IWC0603BR22R-3G](#) [IWC0402A47NR-3G](#) [IWC0603AR27R-3G](#)  
[IWC0603F27NR-3G](#) [IWC1008DR68R-3G](#) [IWC1008FR12R-3G](#) [IWC1008FR18R-3G](#) [IWC1008J33NR-3G](#) [IWC1008J82NR-3G](#)  
[IWC1008DR47R-3G](#) [IWC1008J18NR-3G](#) [IWC0805E22NR-3G](#) [IWC1008DR82R-3G](#) [IWC0805E33NR-3G](#) [IWC1008J68NR-3G](#)  
[IWC0805D82NR-3G](#) [IWC0805DR10R-3G](#) [IWC0805E39NR-3G](#) [IWC1008DR39R-3G](#) [IWC0805DR15R-3G](#) [IWC1008J39NR-3G](#)  
[IWC1008J27NR-3G](#) [IWC0805DR18R-3G](#) [IWC0805E68NR-3G](#) [IWC1008ER27R-3G](#) [IWC1008FR10R-3G](#) [IWC1008J22NR-3G](#)