



WIRE-WOUND CHIP INDUCTOR – CERAMIC / 0402 (1005)

0402HM Series Part Numbering

Part Numbering (Example)

(Ex.) 0402 H M - 100 E J T S

SIZE

0402	1.0 * 0.5 mm
0603	1.6 * 0.8 mm
0805	2.0 * 1.2 mm
1008	2.5 * 2.0 mm
1206	3.2 * 1.6 mm
1210	3.2 * 2.5 mm

SHAPE

C : C SHAPE
H : H SHAPE

PROFILE

S: STANDARD
P: POWER
M: OPTIMUM DIMENSION

INDUCTANCE

- FIRST 2 DIGITS ARE SIGNIFICANT
- 3 DIGIT IS MULTIPLIER

PACK/ FEATURE

S =EIA RS481 CLEAR TAPE & REEL
/STANDARD TYPE.

TERMINAL TYPE/MATERIAL.

T = TERMINAL, CERAMIC CORE (SUBSTRATE)
F = FERRITE CORE (SUBSTRATE)

INDUCTANCE TOLERANCE

G=±2%, H=±3%, J=±5%, K=±10%, M=±20%
B=±0.1nH, C=±0.2nH, D=±0.5nH

SHAPE

E = FLAT TOP



WIRE-WOUND CHIP INDUCTOR – CERAMIC / 0402 (1005)

0402HM Series (1.5 ~ 120nH)

Part Number	Inductance nH	Percent Tolerance	Q Min	SRF Min GHz	Rdc Max Ohms	I _{dc} Max mA
0402HM-1N5E_TS	1.5 @ 100MHz	10,B,C,D	10 @ 250MHz	18.00	0.03	1000
0402HM-2N4E_TS	2.4 @ 100MHz	10,B,C,D	20 @ 250MHz	15.00	0.05	850
0402HM-2N5E_TS	2.5 @ 100MHz	10,B,C,D	20 @ 250MHz	15.00	0.05	850
0402HM-2N7E_TS	2.7 @ 100MHz	10,B,C,D	20 @ 250MHz	15.00	0.05	850
0402HM-2N9E_TS	2.9 @ 100MHz	10,5,B,C,D	20 @ 250MHz	15.00	0.07	750
0402HM-3N0E_TS	3.0 @ 100MHz	10,5,B,C,D	25 @ 250MHz	10.00	0.07	750
0402HM-3N9E_TS	3.9 @ 100MHz	10,5,B,C,D	25 @ 250MHz	10.00	0.07	750
0402HM-4N1E_TS	4.1 @ 100MHz	10,5,B,C,D	25 @ 250MHz	10.00	0.07	750
0402HM-4N3E_TS	4.3 @ 100MHz	10,5,B,C,D	25 @ 250MHz	10.00	0.07	750
0402HM-4N7E_TS	4.7 @ 100MHz	10,5,B,C,D	25 @ 250MHz	8.00	0.07	750
0402HM-5N1E_TS	5.1 @ 100MHz	10,5,B,C,D	25 @ 250MHz	8.00	0.12	600
0402HM-5N8E_TS	5.8 @ 100MHz	10,5,B,C,D	25 @ 250MHz	8.00	0.12	700
0402HM-6N2E_TS	6.2 @ 100MHz	10,5,B,C,D	25 @ 250MHz	8.00	0.09	700
0402HM-6N8E_TS	6.8 @ 100MHz	10,5,3,2,C,D	25 @ 250MHz	6.00	0.09	700
0402HM-7N0E_TS	7.0 @ 100MHz	10,5,3,2,C,D	25 @ 250MHz	6.00	0.13	570
0402HM-7N0E_TS	7.3 @ 100MHz	10,5,3,2,C,D	25 @ 250MHz	6.00	0.13	570
0402HM-7N5E_TS	7.5 @ 100MHz	10,5,3,2,C,D	25 @ 250MHz	6.00	0.13	570
0402HM-8N2E_TS	8.2 @ 100MHz	10,5,3,2,C,D	25 @ 250MHz	5.50	0.14	540
0402HM-8N7E_TS	8.7 @ 100MHz	10,5,3,2,C,D	25 @ 250MHz	5.50	0.14	540
0402HM-9N1E_TS	9.1 @ 100MHz	10,5,3,2	25 @ 250MHz	5.50	0.14	540
0402HM-9N5E_TS	9.5 @ 100MHz	10,5,3,2	25 @ 250MHz	5.50	0.14	540
0402HM-100E_TS	10.0 @ 100MHz	10,5,3,2	25 @ 250MHz	5.50	0.17	500
0402HM-110E_TS	11.0 @ 100MHz	10,5,3,2	30 @ 250MHz	5.50	0.14	500
0402HM-120E_TS	12.0 @ 100MHz	10,5,3,2	30 @ 250MHz	5.50	0.14	500
0402HM-130E_TS	13.0 @ 100MHz	10,5,3,2	25 @ 250MHz	5.00	0.21	430
0402HM-150E_TS	15.0 @ 100MHz	10,5,3,2	30 @ 250MHz	5.00	0.16	460
0402HM-160E_TS	16.0 @ 100MHz	10,5,2	25 @ 250MHz	4.50	0.24	370
0402HM-180E_TS	18.0 @ 100MHz	10,5,2	25 @ 250MHz	4.50	0.27	370
0402HM-190E_TS	19.0 @ 100MHz	10,5,2	25 @ 250MHz	4.50	0.27	370
0402HM-200E_TS	20.0 @ 100MHz	10,5,2	25 @ 250MHz	4.00	0.27	370
0402HM-220E_TS	22.0 @ 100MHz	10,5,2	25 @ 250MHz	4.00	0.30	310
0402HM-230E_TS	23.0 @ 100MHz	10,5,2	25 @ 250MHz	3.80	0.30	310
0402HM-240E_TS	24.0 @ 100MHz	10,5,2	25 @ 250MHz	3.50	0.52	280
0402HM-270E_TS	27.0 @ 100MHz	10,5,2	25 @ 250MHz	3.50	0.52	280
0402HM-300E_TS	30.0 @ 100MHz	10,5,2	25 @ 250MHz	3.30	0.58	270
0402HM-330E_TS	33.0 @ 100MHz	10,5,2	25 @ 250MHz	3.20	0.63	260
0402HM-360E_TS	36.0 @ 100MHz	10,5,2	25 @ 250MHz	3.10	0.63	260
0402HM-390E_TS	39.0 @ 100MHz	10,5,2	25 @ 250MHz	3.00	0.70	250
0402HM-400E_TS	40.0 @ 100MHz	10,5,2	25 @ 250MHz	3.00	0.70	250
0402HM-430E_TS	43.0 @ 100MHz	10,5,2	25 @ 250MHz	3.00	0.70	250
0402HM-470E_TS	47.0 @ 100MHz	10,5,2	25 @ 200MHz	2.90	1.08	210
0402HM-510E_TS	51.0 @ 100MHz	10,5,2	25 @ 200MHz	2.85	1.08	210
0402HM-560E_TS	56.0 @ 100MHz	10,5,2	25 @ 200MHz	2.80	1.17	200
0402HM-620E_TS	62.0 @ 100MHz	10,5,2	20 @ 200MHz	2.60	1.82	145
0402HM-680E_TS	68.0 @ 100MHz	10,5,2	20 @ 200MHz	2.50	1.96	140
0402HM-720E_TS	72.0 @ 100MHz	10,5,2	20 @ 150MHz	2.50	2.10	135



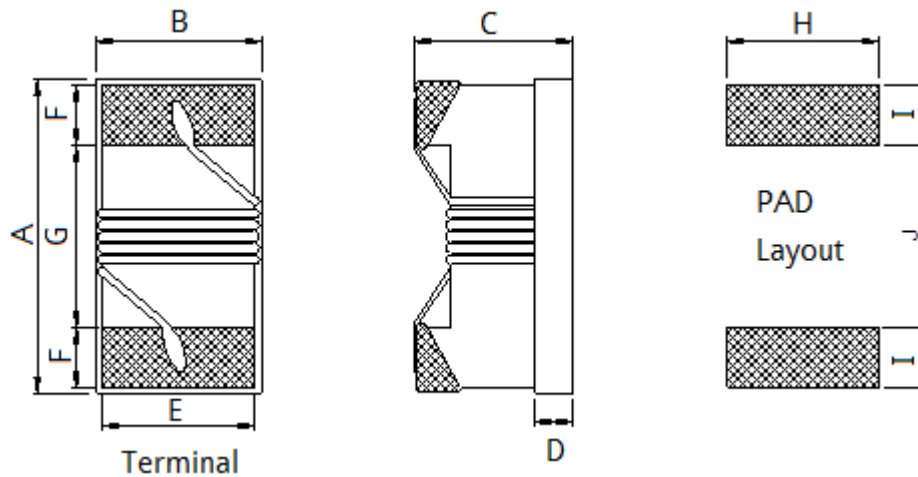
WIRE-WOUND CHIP INDUCTOR – CERAMIC / 0402 (1005)

0402HM Series Series (1.5 ~ 120nH)

Part Number	Inductance nH	Percent Tolerance	Q Min	SRF Min GHz	R _{DC} Max Ohms	I _{DC} Max mA
0402HM-750E_TS	75.0 @ 100MHz	10,5,2	20 @ 150MHz	2.40	2.10	135
0402HM-820E_TS	82.0 @ 100MHz	10,5,2	20 @ 150MHz	2.30	2.24	130
0402HM-910E_TS	91.0 @ 100MHz	10,5,2	20 @ 150MHz	2.10	2.38	125
0402HM-101E_TS	100.0 @ 100MHz	10,5,2	20 @ 150MHz	1.50	2.52	120
0402HM-121E_TS	120.0 @ 100MHz	10,5,2	20 @ 150MHz	1.00	2.66	110

Working Temperature Range : -55 °C ~ +125 °C

Shape & Dimension



	A		B		C		D Ref.	E	F	G	H	I	J
	Max.	Min	Max.	Min	Max.	Min							
inch	0.045	0.035	0.028	0.016	0.024	0.016	0.01	0.018	0.008	0.024	0.026	0.014	0.020
mm	1.15	0.90	0.70	0.40	0.60	0.40	0.25	0.46	0.20	0.60	0.65	0.35	0.50

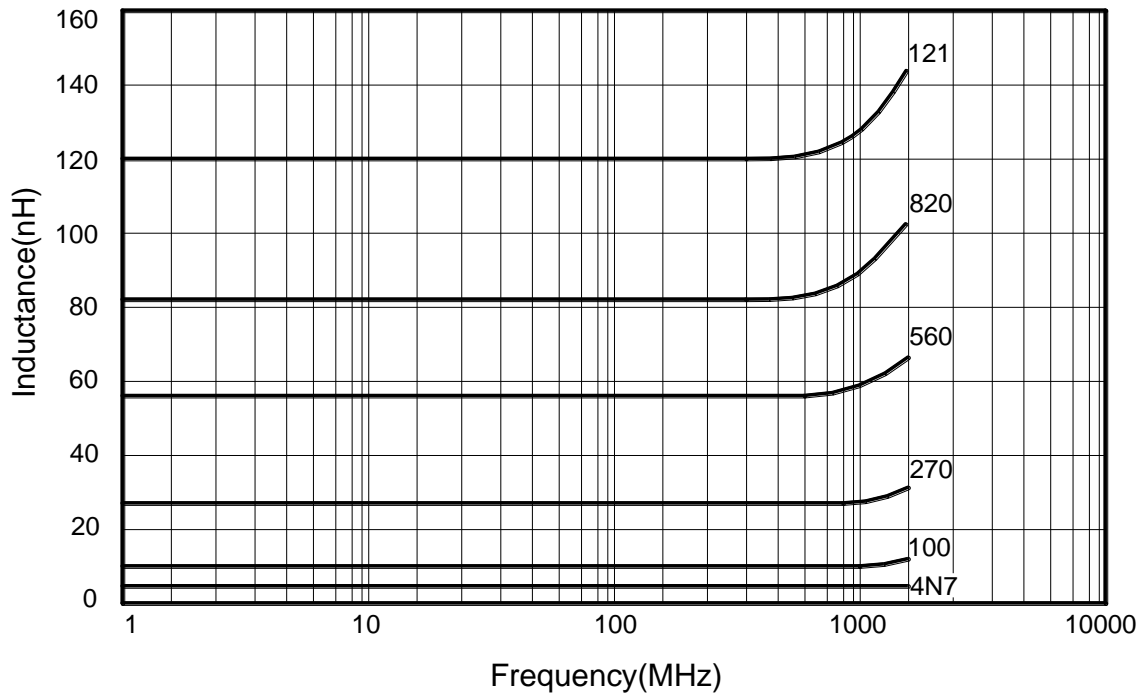
Parts/Reel: 7" 4,000 PCS
Tape Width: 8mm



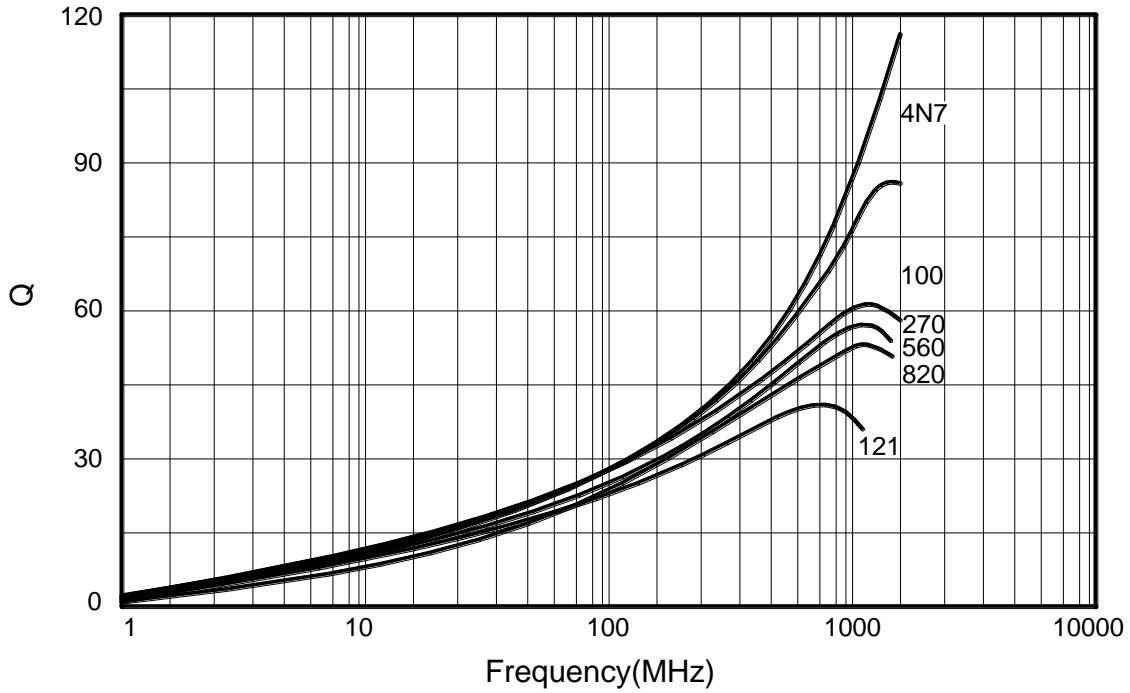
WIRE-WOUND CHIP INDUCTOR – CERAMIC / 0402 (1005)

0402HM Series Typical Electrical Characteristics

TYPICAL L vs FREQUENCY



TYPICAL Q vs FREQUENCY



X-ON Electronics

Largest Supplier of Electrical and Electronic Components

Click to view similar products for [Coupled Inductors](#) category:

Click to view products by [Delta](#) manufacturer:

Other Similar products are found below :

[NPIS48LS1R0YTRF](#) [UP2-150-R](#) [NPIS21LS2R2MTRF](#) [NIN-HCR27JTRF](#) [CPL-4-50TR-R](#) [SRP2313AA-220M](#) [SRR3818A-330M](#)
[SRP2313AA-330M](#) [HM78D-755470MLFTR](#) [P0175NL](#) [FPT705-150-R](#) [HM78D-1288R2MLFTR](#) [SRF1280-1R5Y](#) [47100C](#) [DRQ125-102-R](#)
[48100C](#) [CTX16-18405-R](#) [74485542820](#) [DRQ125-820-R](#) [74485542680](#) [CTX68-4A-R](#) [CTX50-3P-R](#) [CTX5-1-R](#) [DRQ127-R47-R](#) [SRF4530A-](#)
[101Y](#) [CTX15-2P-R](#) [HM78D-755220MLFTR](#) [HA78D-1284R7MLFTR](#) [CTX16-17769-R](#) [HM78D-1210680MLFTR](#) [CTX150-4A-R](#)
[74485540820](#) [476R8C](#) [47101C](#) [48220C](#) [CL1108-4-50TR-R](#) [CL-12-24](#) [SRF1280-R47Y](#) [CL-4-8](#) [47330C](#) [47220C](#) [74485540101](#) [CL-1-2](#) [CL-](#)
[2-4](#) [CL-6-12](#) [PM3602-150-RC](#) [PM3602-5-RC](#) [PM3602-200-RC](#) [PM3602-250-RC](#) [PM3602-300-RC](#)