



## SPECIFICATION FOR APPROVAL

---

---

**Customer**

\_\_\_\_\_

**Description**

**DC FAN**

**Part No.**

\_\_\_\_\_

**Rev.**

\_\_\_\_\_

**Delta Model No.**

**AFB0612GHE-TZSQ**

**Rev.**

**00**

**Sample Issue No.**

\_\_\_\_\_

**Sample Issue**

**Date.**

**Aug 27, 12**

**PLEASE SEND ONE COPY OF THIS SPECIFICATION  
BACK AFTER YOU SIGNED APPROVAL FOR PRODUCTION  
PRE-ARRANGEMENT.**

**APPROVED BY : \_\_\_\_\_**

**DATE : \_\_\_\_\_**

**DELTA ELECTRONICS (THAILAND) PUBLIC COMPANY LIMITED.**

**111 MOO 9 WELLGROW INDUSTRIAL ESTATE**

**BANGNA-TRAD ROAD, TAMBON BANGWUA,**

**AMPHUR BANGPAKONG, CHACHOENSAO 24180 THAILAND**

**TEL. +66-(0)-38522455, FAX. +66-(0)-38522477**

SPECIFICATION FOR APPROVAL  
 \*\*\*\*\*

Customer:

Description: DC FAN

Customer P/N: REV:

Delta Model NO.: AFB0612GHE-TZSQ

Sample Rev: 00 Issue NO:

Sample Issue Date: Aug 27, 12 Quantity:

1. SCOPE:

THIS SPECIFICATION DEFINES THE ELECTRICAL AND MECHANICAL CHARACTERISTICS OF THE DC BRUSHLESS AXIAL FLOW FAN. THE FAN MOTOR IS WITH SINGLE PHASES AND FOUR POLES.

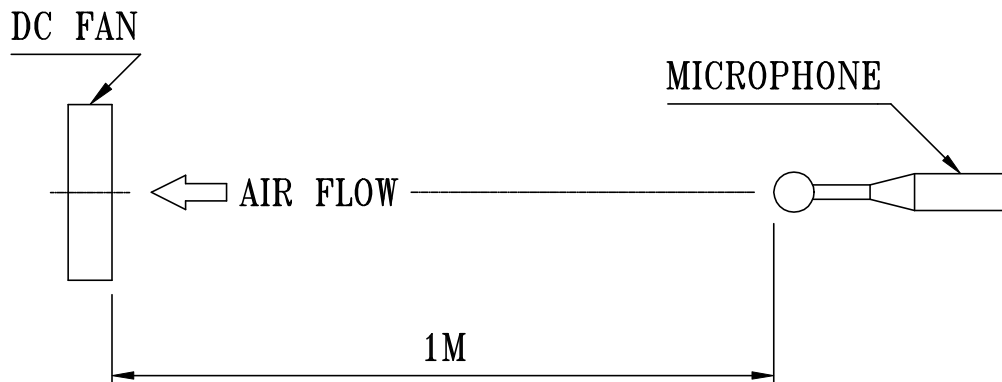
2. CHARACTERS:

ITEM	DESCRIPTION
RATED VOLTAGE	12 VDC
OPERATION VOLTAGE	7.0 - 13.2 VDC
INPUT CURRENT	1.50 (MAX. 1.80) A
INPUT POWER	18.0 (MAX. 21.60) W
SPEED(AT ROOM TEMPERATURE)	12000±10% R.P.M.
MAX. AIR FLOW (AT ZERO STATIC PRESSURE)	1.890 (MIN. 1.701 ) M <sup>3</sup> /MIN. 66.75 (MIN. 60.08 ) CFM
MAX. AIR PRESSURE (AT ZERO AIRFLOW)	44.17 (MIN. 35.78 ) mmH <sub>2</sub> O 1.739 (MIN. 1.409 ) inchH <sub>2</sub> O
ACOUSTICAL NOISE (AVG.)	61.5 (MAX. 65.5) dB-A
INSULATION TYPE	UL: CLASS A
INGRESS PROTECTION	IP55

(continued)

INSULATION STRENGTH	10 MEG OHM MIN. AT 500 VDC (BETWEEN FRAME AND (+) TERMINAL)
DIELECTRIC STRENGTH	5 mA MAX. AT 500 VAC 60 Hz ONE MINUTE, (BETWEEN FRAME AND (+) TERMINAL)
EXTERNAL COVER	OPEN TYPE
LIFE EXPECTANCE (AT LABEL VOLTAGE)	L10, 70,000 HOURS AT 40 °C WITH 15 ~ 65 %RH.
ROTATION	CLOCKWISE VIEW FROM NAME PLATE SIDE
OVER CURRENT SHUT DOWN	THE CURRENT WILL SHUT DOWN WHEN LOCKING ROTOR.
LEAD WIRE	UL 1061 -F- AWG #26 BLACK WIRE NEGATIVE(-) RED WIRE POSITIVE(+)

- NOTES: 1. ALL READINGS ARE MEASURED AFTER STABLY WARMING UP THROUGH 10 MINUTES.  
 2. THE VALUES WRITTEN IN PARENS , ( ), ARE LIMITED SPEC.  
 3. ACOUSTICAL NOISE MEASURING CONDITION:



NOISE IS MEASURED AT RATED VOLTAGE IN FREE AIR IN ANECHOIC CHAMBER WITH B & K SOUND LEVEL METER WITH MICROPHONE AT A DISTANCE OF ONE METER FROM THE FAN INTAKE.

3. MECHANICAL:

- 3-1. DIMENSIONS \_\_\_\_\_ SEE DIMENSIONS DRAWING
- 3-2. FRAME \_\_\_\_\_ PLASTIC UL: 94V-0
- 3-3. IMPELLER \_\_\_\_\_ PLASTIC UL: 94V-0
- 3-4. BEARING SYSTEM \_\_\_\_\_ TWO BALL BEARINGS
- 3-5. WEIGHT \_\_\_\_\_ 117 GRAMS

4. ENVIRONMENTAL:

- 4-1. OPERATING TEMPERATURE \_\_\_\_\_ -10 TO +70 DEGREE C
- 4-2. STORAGE TEMPERATURE \_\_\_\_\_ -40 TO +75 DEGREE C
- 4-3. OPERATING HUMIDITY \_\_\_\_\_ 5 TO 90 % RH
- 4-4. STORAGE HUMIDITY \_\_\_\_\_ 5 TO 95 % RH

5. PROTECTION:

5-1. LOCKED ROTOR PROTECTION

PROTECTS MOTOR FROM FIRE IN 96 HOURS  
OF LOCKED ROTOR CONDITION AT THE RATED VOLTAGE.

5-2. POLARITY PROTECTION

BE CAPABLE OF WITHSTANDING IF REVERSE CONNECTION FOR POSITIVE  
AND NEGATIVE LEADS.

6. RE OZONE DEPLETING SUBSTANCES:

- 6-1. NO CONTAINING PBBs, PBBOs, CFCs, PBBEs, PBDPEs AND HCFCs.

7. PRODUCTION LOCATION

- 7-1. PRODUCTS WILL BE PRODUCED IN CHINA OR THAILAND OR TAIWAN.

### 8. BASIC RELIABILITY REQUIREMENT:

8-1. THERMAL CYCLING  
 LOW TEMPERATURE: -40°C  
 HIGH TEMPERATURE: +80°C  
 SOAK TIME: 30 MINUTES  
 TRANSITION TIME < 5 MINUTES  
 DUTY CYCLES: 5

8-2. HUMIDITY EXPOSURE  
 TEMPERATURE: +25°C ~ +65°C  
 HUMIDITY: 90-98% RH @ +65°C  
 FOR 4 HOURS/CYCLE  
 POWER: NON-OPERATING  
 TEST TIME: 168 HOURS

8-3. VIBRATION  
 TEMPERATURE: +25°C  
 ORIENTATION: X, Y, Z  
 POWER: NON-OPERATING  
 VIBRATION LEVEL: OVERALL gRMS=3.2

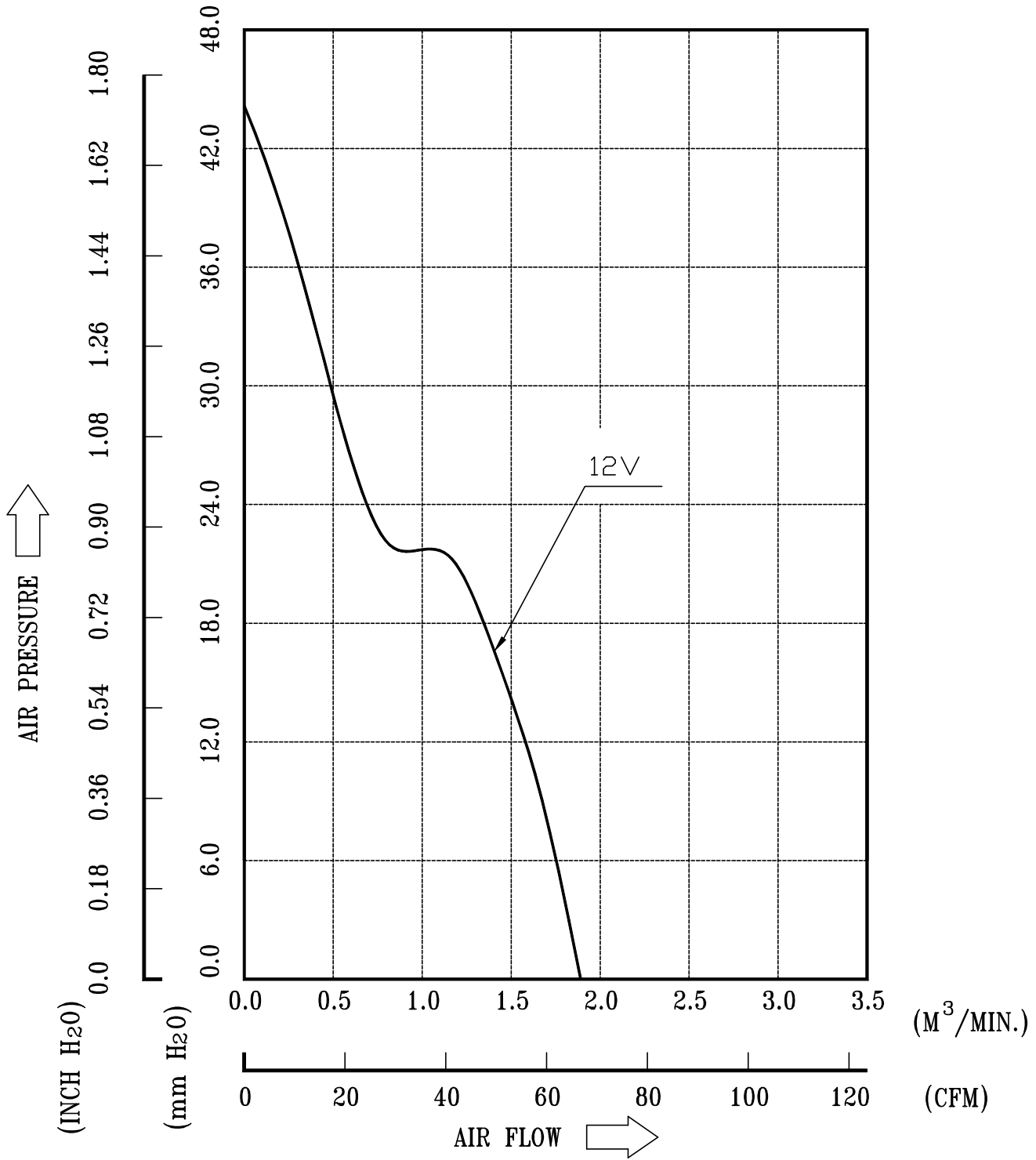
FREQUENCY(Hz)	PSD(G <sup>2</sup> /Hz)
10	0.040
20	0.100
40	0.100
800	0.002
1000	0.002

TEST TIME: 2 HOURS ON EACH ORIENTATION

8-4. MECHANICAL SHOCK  
 TEMPERATURE: +20°C  
 ORIENTATION: X, Y, Z  
 POWER: NON-OPERATING  
 ACCELERATION: 20 G MIN.  
 PULSE: 11 ms HALF-SINE WAVE  
 NUMBER OF SHOCKS: 5 SHOCKS  
 FOR EACH DIRECTION

8-5. LIFE  
 TEMPERATURE: MAX , OPERATING TEMPERATURE  
 POWER: OPERATING  
 DURATION: 1000 HOURS MIN.


9. P & Q CURVE:




\* TEST CONDITION: INPUT VOLTAGE ——— OPERATION VOLTAGE  
 TEMPERATURE ——— ROOM TEMPERATURE  
 HUMIDITY ——— 65%RH

10. DIMENSION DRAWING:


LABEL:



OR



OR



38.0±0.5(1.496±0.020)

2-4.0±0.3  
(2-0.157±0.012)

60.0±0.5(2.362±0.020)

50.0±0.3(1.969±0.012)

50.0±0.3(1.969±0.012)

60.0±0.5(2.362±0.020)

LABEL

10.0(0.394)

330.0±10.0(12.992±0.394)

8-∅4.5±0.3  
(8-∅0.177±0.012)

NOTES:

1. WIRE: UL1061 AWG#26  
RED WIRE --- (+)  
BLACK WIRE --- (-)
2. FOR IP55 PROTECTION.
3. THIS PRODUCT IS RoHS COMPLIANT

UNIT: mm (INCH)

## ***Application Notice***

- 1. Delta will not guarantee the performance of the products if the application condition falls outside the parameters set forth in the specification.**
- 2. A written request should be submitted to Delta prior to approval if deviation from this specification is required.**
- 3. Please exercise caution when handling fans. Damage may be caused when pressure is applied to the impeller, if the fans are handled by the lead wires, or if the fan was hard-dropped to the production floor.**
- 4. Except as pertains to some special designs, there is no guarantee that the products will be free from any such safety problems or failures as caused by the introduction of powder, droplets of water or encroachment of insect into the hub.**
- 5. The above-mentioned conditions are representative of some unique examples and viewed as the first point of reference prior to all other information.**
- 6. It is very important to establish the correct polarity before connecting the fan to the power source. Positive (+) and Negative (-). Damage may be caused to the fans if connection is with reverse polarity, if there is no foolproof method to protect against such error specifically mentioned in this spec.**
- 7. Delta fans without special protection are not suitable where any corrosive fluids are introduced to their environment.**
- 8. Please ensure all fans are stored according to the storage temperature limits specified. Do not store fans in a high humidity environment. We highly recommend performance testing is conducted before shipping, if the fans have been stored over 6 months.**
- 9. Not all fans are provided with the Lock Rotor Protection feature. If you impair the rotation of the impeller for the fans that do not have this function, the performance of those fans will lead to failure.**
- 10. Please be cautious when mounting the fan. Incorrect mounting of fans may cause excess resonance, vibration and subsequent noise.**
- 11. It is important to consider safety when testing the fans. A suitable fan guard should be fitted to the fan to guard against any potential for personal injury.**
- 12. Except where specifically stated, all tests are carried out at room (ambient) temperature and relative humidity conditions of 25°C, 65% RH. The test value is only for fan performance itself.**
- 13. Be certain to connect an “4.7µF or greater” capacitor to the fan externally when the application calls for using multiple fans in parallel, to avoid any unstable power.**



## X-ON Electronics

Largest Supplier of Electrical and Electronic Components

*Click to view similar products for [DC Fans](#) category:*

*Click to view products by [Delta](#) manufacturer:*

Other Similar products are found below :

[614R](#) [AUB0612L](#) [AFB0948HH-S687](#) [G2E085-AA05-10](#) [4318/12T](#) [AUB0912H-F00](#) [3412N/2ME](#) [W2G110-AM39-01](#) [8412GLV](#) [8412NGL-12](#) [6448-384](#) [4114N/17-251](#) [4318/2R](#) [4412F/2D](#) [424JMU](#) [4414/2HH](#) [4112 N/12GL-175](#) [9GA0912F402](#) [9GA0812B20011](#)  
[AFB0824SHBAV1](#) [DV5214/2NP-230](#) [9GA0912H4021](#) [THC1548MGDJJ](#) [9GA0812B2001](#) [GFB1224SHG](#) [8500NU](#) [9WG1212E101-E](#)  
[3241.124](#) [DC0401012V2B-3T0](#) [ASFP14391](#) [ASFP64371](#) [ASFP64391](#) [ASFP84391](#) [ASFP92391](#) [9A0612G402](#) [AD5012HB-C71](#)  
[AD5012MB-C71](#) [ASFP84372](#) [ASFP64372](#) [31100-000440-RS](#) [ASFP14372](#) [ASFP16371](#) [ASFP16372](#) [ASFP40770](#) [ASFP42770](#) [ASFP44770](#)  
[ASFP64392](#) [ASFP82392](#) [ASFP84392](#) [ASFP92371](#)