



客戶承認書
SPECIFICATION FOR APPROVAL

CUSTOMER: 達瑞美 (DRM)

DESCRIPTION: DC FAN

CUSTOMER P/N: _____ REV: _____

DELTA MODEL: AFB0624VHB7HG REV: 00

SAMPLE ISSUE DATE: 09/13/2018

QUANTITY: _____

**PLEASE SIGN BACK ONE COPY OF THIS SPECIFICATION
AFTER COMPLETION OF APPROVAL**

APPROVED BY: _____

DATE: _____

DELTA ELECTRONICS COMPONENTS (WUJIANG) LTD.
FAN/MOTOR PLANT

No.1688 Jiangxing East Road, WuJiang Economy Development Zone
Wujiang City JiangSu Province, P. R. C.

TEL:86-512-63406008

FAX:86-512-63015608

No.1688 Jiangxing East Road
WuJiang Economy Development Zone
Wujiang City Jiang Su Province,P.R.C.

TEL : 86-512-63406008
FAX : 86-512-63015608

STATEMENT OF DEVIATION

NONE

DESCRIPTION :

DELTA DOC CENTER

No.1688 Jiangxing East Road
 Wujiang Economy Development Zone
 Wujiang City Jiang Su Province,P.R.C.

TEL : 86-512-63406008
 FAX : 86-512-63015608

SPECIFICATION FOR APPROVAL

Customer:	達瑞美(DRM)	
Description:	DC FAN	
Customer P/N:		REV:
Delta Model NO.:	AFB0624VHB7HG	Delta Safety Model NO: AFB0624VHB
Sample Rev:	00	Issue NO:
Sample Issue Date:	09-13-2018	Quantity:

1. SCOPE:

THIS SPECIFICATION DEFINES THE ELECTRICAL AND MECHANICAL CHARACTERISTICS OF THE DC BRUSHLESS AXIAL FLOW FAN. THE FAN MOTOR IS WITH TWO PHASES AND FOUR POLES.

2. CHARACTERS:

ITEM	DESCRIPTION
RATED VOLTAGE	24 VDC
OPERATION VOLTAGE	14.0 - 27.6 VDC
INPUT CURRENT	0.11 (MAX. 0.16) A SAFETY CURRENT ON LABEL : 0.16A
INPUT POWER	2.64 (MAX. 3.84)W
SPEED	5000 ± 10%
MAX. AIR FLOW (AT ZERO STATIC PRESSURE)	0.550(MIN. 0.500) M ³ /MIN. 19.42 (MIN. 17.66) CFM
MAX. AIR PRESSURE (AT ZERO AIRFLOW)	6.10 (MIN. 5.18) mmH ₂ O 0.240 (MIN. 0.204) inchH ₂ O
ACOUSTICAL NOISE (AVG.)	37.0(MAX. 40.3) dB-A
INSULATION TYPE	UL: CLASS A

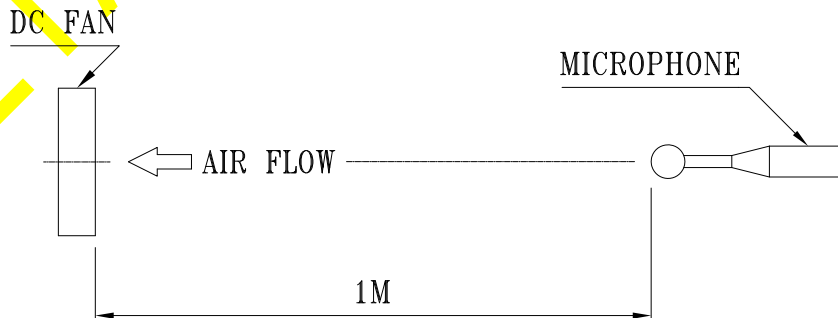
(continued)

PART NO:

DELTA MODEL: AFB0624VHB7HG

INSULATION STRENGTH	10 MEG OHM MIN. AT 500 VDC (BETWEEN FRAME AND (+) TERMINAL)
DIELECTRIC STRENGTH	5 mA MAX. AT 500 VAC 50/60 Hz ONE MINUTE, (BETWEEN FRAME AND (+) TERMINAL)
EXTERNAL COVER	OPEN TYPE
LIFE EXPECTANCE (AT LABEL VOLTAGE)	70,000 HOURS CONTINUOUS OPERATION AT 40 °C WITH 15 ~ 65 %RH.
ROTATION	CLOCKWISE VIEW FROM NAME PLATE SIDE
OVER CURRENT SHUT DOWN	THE CURRENT WILL SHUT DOWN WHEN LOCKING ROTOR.
LEAD WIRE	UL 1007 -F- AWG #24 BLACK WIRE NEGATIVE(-) RED WIRE POSITIVE(+)

- NOTES: 1. ALL READINGS ARE MEASURED AFTER STABLY WARMING UP THROUGH 10 MINUTES.
2. STANDARD AIR PROPERTY IS AIR AT (Td) 25°C TEMPERATURE, (RH) 65% RELATIVE HUMIDITY, AND (Pb) 760 mmHg BAROMETRIC PRESSURE.
3. THE VALUES WRITTEN IN PARENS , (), ARE LIMITED SPEC.
4. ACOUSTICAL NOISE MEASURING CONDITION:



NOISE IS MEASURED AT RATED VOLTAGE IN FREE AIR IN ANECHOIC CHAMBER WITH B & K SOUND LEVEL METER WITH MICROPHONE AT A DISTANCE OF ONE METER FROM THE FAN INTAKE.

PART NO:

DELTA MODEL: AFB0624VHB7HG

3. MECHANICAL:

- 3-1. DIMENSIONS _____ SEE DIMENSIONS DRAWING
- 3-2. FRAME _____ PLASTIC UL: 94V-0
- 3-3. IMPELLER _____ PLASTIC UL: 94V-0
- 3-4. BEARING SYSTEM _____ TWO BALL BEARINGS
- 3-5. WEIGHT _____ 44 GRAMS

4. ENVIRONMENTAL:

- 4-1. OPERATING TEMPERATURE _____ -10 TO +70 DEGREE C
- 4-2. STORAGE TEMPERATURE _____ -40 TO +70 DEGREE C
- 4-3. OPERATING HUMIDITY _____ 5 TO 90 % RH
- 4-4. STORAGE HUMIDITY _____ 5 TO 95 % RH

5. PROTECTION:

5-1. LOCKED ROTOR PROTECTION

IMPEDANCE OF MOTOR WINDING PROTECTS MOTOR FROM FIRE IN 96 HOURS OF LOCKED ROTOR CONDITION AT THE RATED VOLTAGE.

5-2. POLARITY PROTECTION

BE CAPABLE OF WITHSTANDING IF REVERSE CONNECTION FOR POSITIVE AND NEGATIVE LEADS.

6. RE OZONE DEPLETING SUBSTANCES:

- 6-1. NO CONTAINING PBBs, PBBOs, CFCs, PBBEs, PBDPEs AND HCFCs.

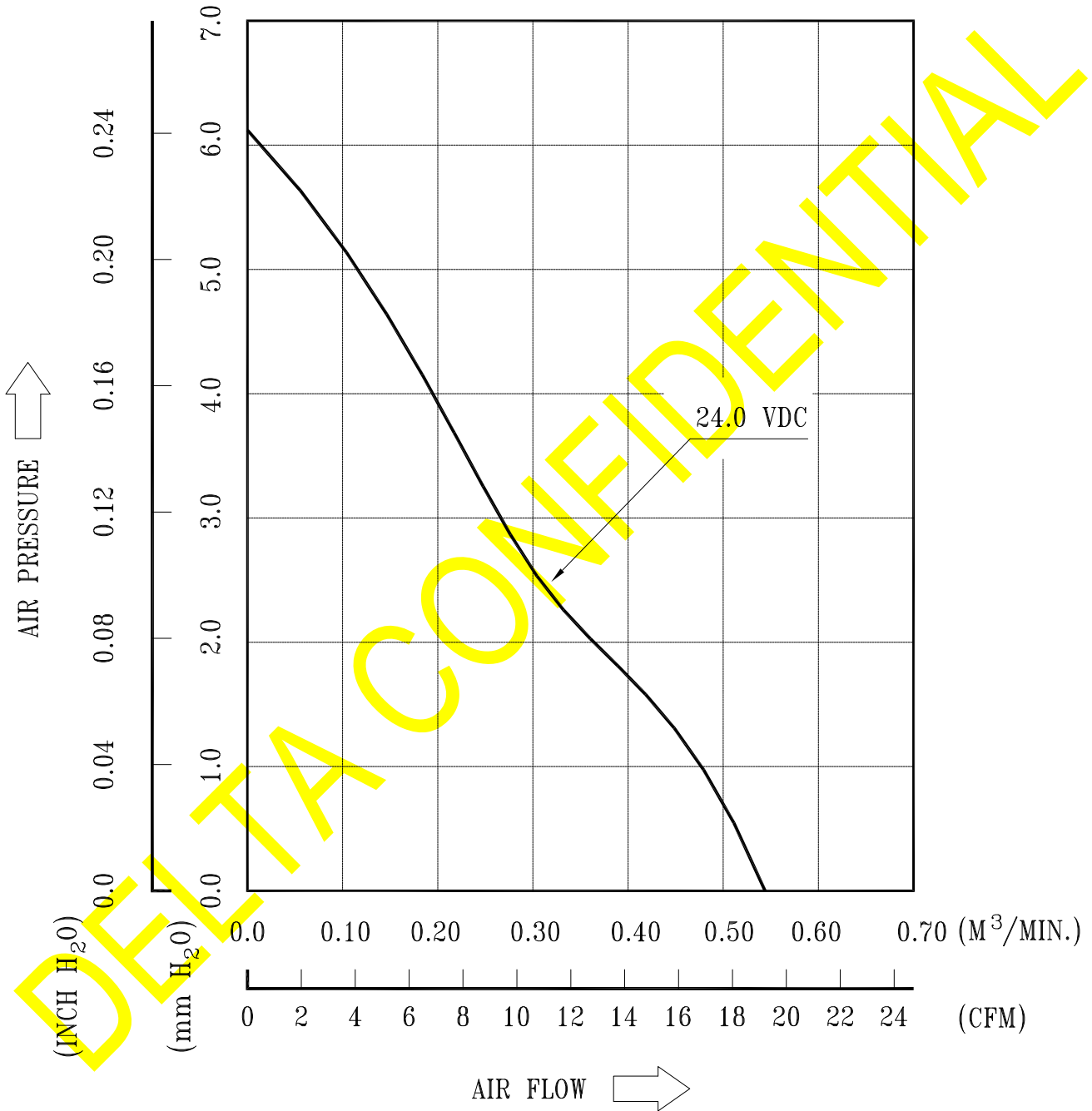
7. PRODUCTION LOCATION

- 7-1. PRODUCTS WILL BE PRODUCED IN CHINA OR THAILAND .

PART NO:

DELTA MODEL: AFB0624VHB7HG

8. P & Q CURVE:



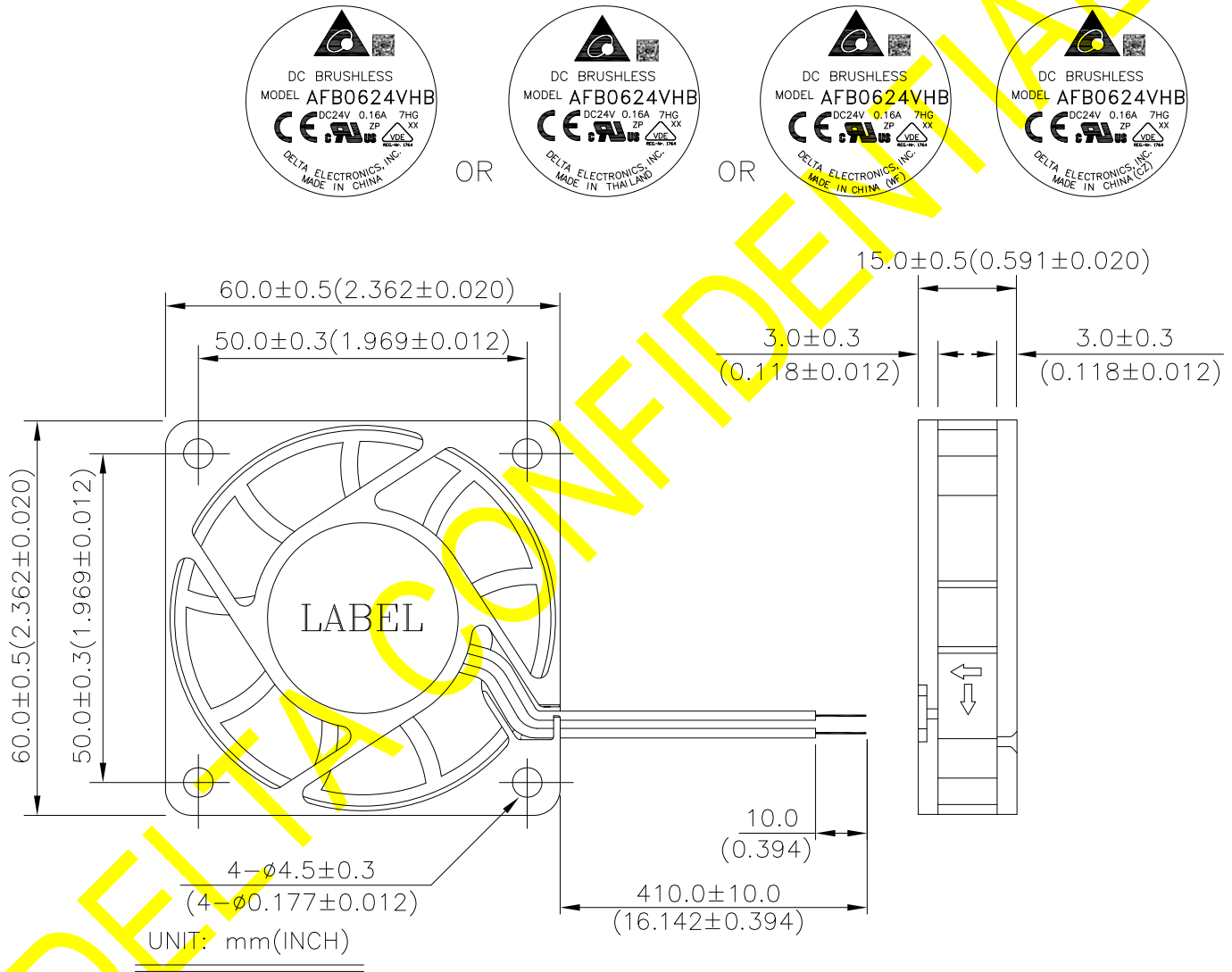
* TEST CONDITION: INPUT VOLTAGE ——— OPERATION VOLTAGE
TEMPERATURE ——— ROOM TEMPERATURE
HUMIDITY ——— 65%RH

PART NO:

DELTA MODEL: AFB0624VHB7HG

9. DIMENSION DRAWING:

LABEL:



NOTES:

1. LEAD WIRE UL1007 AWG#24
RED WIRE----(+)
BLACK WIRE----(-)
2. THIS PRODUCT IS RoHS COMPLIANT



Application Notice

- 1. Delta will not guarantee the performance of the products if the application condition falls outside the parameters set forth in the specification.**
- 2. A written request should be submitted to Delta prior to approval if deviation from this specification is required.**
- 3. Please exercise caution when handling fans. Damage may be caused when pressure is applied to the impeller, if the fans are handled by the lead wires, or if the fan was hard-dropped to the production floor.**
- 4. Except as pertains to some special designs, there is no guarantee that the products will be free from any such safety problems or failures as caused by the introduction of powder, droplets of water or encroachment of insect into the hub.**
- 5. The above-mentioned conditions are representative of some unique examples and viewed as the first point of reference prior to all other information.**
- 6. It is very important to establish the correct polarity before connecting the fan to the power source. Positive (+) and Negative (-). Damage may be caused to the fans if connection is with reverse polarity, if there is no foolproof method to protect against such error specifically mentioned in this spec.**
- 7. Delta fans without special protection are not suitable where any corrosive fluids are introduced to their environment.**
- 8. Please ensure all fans are stored according to the storage temperature limits specified. Do not store fans in a high humidity environment. We highly recommend performance testing is conducted before shipping, if the fans have been stored over 6 months.**
- 9. Not all fans are provided with the Lock Rotor Protection feature. If you impair the rotation of the impeller for the fans that do not have this function, the performance of those fans will lead to failure.**
- 10. Please be cautious when mounting the fan. Incorrect mounting of fans may cause excess resonance, vibration and subsequent noise.**
- 11. It is important to consider safety when testing the fans. A suitable fan guard should be fitted to the fan to guard against any potential for personal injury.**
- 12. Except where specifically stated, all tests are carried out at room (ambient) temperature and relative humidity conditions of 25°C, 65% RH. The test value is only for fan performance itself.**
- 13. Be certain to connect an “ 4.7μF or greater” capacitor to the fan externally when the application calls for using multiple fans in parallel, to avoid any unstable power.**

File E132003
Project 97NK32932
Project 97NK35137

Issued: December 16, 1997
Revised: February 16, 2006

Report

On

COMPONENT - FANS, ELECTRIC

Delta Electronics Inc.
Taoyuan Hsien, Taiwan

Copyright © 1997 Underwriters Laboratories Inc.

Underwriters Laboratories Inc. authorizes the above named company to reproduce this Report provided it is reproduced in its entirety.

Underwriters Laboratories Inc. authorizes the above named company to reproduce that portion of this Report consisting of this Cover Page through Page 2.

New Model Nos.

Original Model Nos.

AFB0824HB (Y)	AFB0824HB
AFB0824HHB (Y)	AFB0824HHB
AFB0824VHB (Y)	AFB0824VHB
AFB0824SHB (Y)	AFB0824SHB
AFB0924L (Y)	AFB0924L
AFB0924M (Y)	AFB0924M
AFB0924H (Y)	AFB0924H
AFB0924HH (Y)	AFB0924HH
AFB0924VH (Y)	AFB0924VH
AFB0624LB (Y)	AFB0624LB
AFB0624MB (Y)	AFB0624MB
AFB0624HB (Y)	AFB0624HB
AFB0624HHB (Y)	AFB0624HHB
AFB0624LLD (Y)	AFB0624LLD
AFB0624LD (Y)	AFB0624LD
AFB0624MD (Y)	AFB0624MD
AFB0624HD (Y)	AFB0624HD
AFB0624HHD (Y)	AFB0624HHD
AFB0624VHD (Y)	AFB0624VHD
AFB0624VHB (Y)	AFB0624VHB
WFB1224VHE (Y)	WFB1224VHE
WFB1248HHE (Y)	WFB1248HHE
WFB1248VHE (Y)	WFB1248VHE
AFB0424LD (Y)	AFB0424LD
AFB0424MD (Y)	AFB0424MD
AFB0424HD (Y)	AFB0424HD
AFB0424HHD (Y)	AFB0424HHD
AFB0748L (Y)	AFB0748L
AFB0748M (Y)	AFB0748M
AFB0748H (Y)	AFB0748H
AFB0748HH (Y)	AFB0748HH
AFB0848L (Y)	AFB0848L
AFB0848M (Y)	AFB0848M
AFB0848H (Y)	AFB0848H
AFB0848HH (Y)	AFB0848HH
AFB0948L (Y)	AFB0948L
AFB0948M (Y)	AFB0948M
AFB0948H (Y)	AFB0948H
AFB0948HH (Y)	AFB0948HH
AFB0648L (Y)	AFB0648L
AFB0648M (Y)	AFB0648M
AFB0648H (Y)	AFB0648H
AFB0648HH (Y)	AFB0648HH
AFB0648VH (Y)	AFB0648VH
AFB0648SH (Y)	AFB0648SH
AFB0648EH (Y)	AFB0648EH

Model Nos.	V dc	mA
AFB0612LD	12	110
AFB0612MD	12	140
AFB0612HD	12	170
AFB0612HHD	12	230
AFB0612VHD	12	270
AFB0612VHB	12	240
WFB1212VHE	12	1300
WFB1212ME	12	420
AFB0412LD	12	90
AFB0412MD	12	140
AFB0412HD	12	180
AFB0412HHD	12	240
*		
*		
*		
AFB0312LLA	12	50
*		
*		
*		
AFB0524LB	24	80
AFB0524MB	24	90
AFB0524HB	24	110
AFB0524HHB	24	120
AFB0824LL	24	70
AFB0824L	24	90
AFB0824M	24	100
AFB0824H	24	120
AFB0824HH	24	150
AFB0824VH	24	210
AFB0824SH	24	330
AFB0824LLB	24	70
AFB0824LB	24	80
AFB0824MB	24	100
AFB0824HB	24	120
AFB0824HHB	24	150
AFB0824VHB	24	180
AFB0824SHB	24	260
AFB0924L	24	100
AFB0924M	24	150
AFB0924H	24	200
AFB0924HH	24	250
AFB0924VH	24	400
AFB0624LB	24	60
AFB0624MB	24	100
AFB0624HB	24	120
AFB0624HHB	24	150
AFB0624LLD	24	50
AFB0624LD	24	50
AFB0624MD	24	60
AFB0624HD	24	80
AFB0624HHD	24	110
AFB0624VHD	24	140
AFB0624VHB	24	160

VDE Prüf- und Zertifizierungsinstitut Gutachten mit Fertigungsüberwachung

Ausweis-Nr. / Blatt /
Licence No. / page
1764 / 9

Name und Sitz des Genehmigungs-Inhabers / *Name and registered seat of the Licence holder*
Delta Electronics Inc., 186 Ruey Kuang Road, NEIHU TAIPEI (114), TAIWAN

Aktenzeichen / *File ref.*
1164100-2611-0001 / 11826 / F131 / S

letzte Änderung / *updated* Datum / *Date*
2002-02-26 1994-06-08

Dieses Blatt gilt nur in Verbindung mit Blatt 1 des Gutachtens mit Fertigungsüberwachung Nr. 1764.
This supplement is only valid in conjunction with page 1 of the Certificate of Conformity with factory surveillance No. 1764.

Jahresgebühren-Einheiten /
Annual fee units

EUB0405LLD/LD/MD/HD/HHD	DC 05 V	4,00
EUB0412LLD/LD/MD/HD/HHD/VHD	DC 12 V	4,00
EUB0424LLD/LD/MD/HD/HHD/VHD	DC 24 V	4,00
EFC0412AD	DC 12 V	1,00
EFC0412BD	DC 12 V	1,00
FFB0912HHE/VHE/SHE/EHE	DC 12V	4,00
FFB0924HHE/VHE/SHE/EHE	DC 24V	4,00
BFB0405LA/MA/HA/HHA	DC 5V	1,00
BFB0412LA/MA/HA/HHA	DC 12V	1,00
BFB04505LA/MA/HA/HHA	DC 5V	1,00
BFB04512LA/MA/HA/HHA	DC 12V	1,00
BFB0505LA/MA/HA/HHA	DC 5V	1,00
BFB0512LA/MA/HA/HHA	DC 12V	1,00
BFB03505LR/MR/HR	DC 5V	1,00
AFB0712LA/MA/HA/HHA/VHA	DC 12V	1,00
EFB1548LG/MG/HG/HHG/VHG	DC 48V	1,00
EFB1748LG/MG/HG/HHG/VHG	DC 48V	1,00
EFC1248EE	DC 48V	1,00
AFB1524L/M/H/HH	DC 24V	2,00
AFB1724L/M/H/HH	DC 24V	2,00
BFB0305LP/MP/HP	DC 5V	2,00
BFB03505LP/MP/HP	DC 5V	2,00
AFB0605LB/MB/HB/HHB	DC 5V (neue Ausführung / new design)	2,00
AFB0612LB/MB/HB/HHB/VHB	DC 12V (neue Ausführung / new design)	3,00
AFB0624LB/MB/HB/HHB/VHB	DC 24V (neue Ausführung / new design)	3,00
SUB0212MH/H/HH/VH	DC 12V	2,00
FFB0948HHE/VHE/SHE	DC 48V	2,00
AFB1548L/M/H	DC 48V	2,00
AFB1748L/M/H	DC 48V	2,00
FFB1212SHE/EHE	DC 12V	1,00
FFB1224SHE/EHE	DC 24V	1,00
FFB1248VHE/SHE/EHE	DC 48V	2,00
AUB0605LB/MB/HB/HHB	DC 5V	2,00
AUB0612LB/MB/HB/HHB/VHB	DC 12V	3,00
AUB0624LB/MB/HB/HHB/VHB	DC 24V	3,00
FFB0812HHE/VHE/SHE/EHE	DC 12V	2,00
FFB0824HHE/VHE/SHE/EHE	DC 24V	2,00
FFB0848HHE/VHE/SHE	DC 48V	2,00
BFB0405LP/MP/HP	DC 5V	2,00
BFB04505LP/MP/HP	DC 5V	2,00
BFB0505LP/MP/HP	DC 5V	2,00

Fortsetzung siehe Blatt 10 /
continued on page 10



X-ON Electronics

Largest Supplier of Electrical and Electronic Components

Click to view similar products for [AC Fans](#) category:

Click to view products by [Delta](#) manufacturer:

Other Similar products are found below :

[8850A](#) [A2D200-AA04-41](#) [A2E165-AA17-01](#) [AC430019H-012](#) [144LS-2282-010](#) [1500-FAN-01](#) [25.350.5253.0](#) [S2E250-AL06-70](#) [A2D210-AB10-05](#) [A2D240-AA02-02](#) [23241-3](#) [25.345.5353.0](#) [281DY-1LP14-000B](#) [344DY-1LP11-000](#) [39.703.0253.0](#) [USTF1203224VHW](#) [3915100996-SA3](#) [3G2C7MC224](#) [W2D200-HH04-07](#) [W2S130-AA03-43](#) [S2E250-BB13-22](#) [8856N](#) [A2E170-AF23-11](#) [W4S250-CA20-56](#) [W2S130-AB03-09](#) [5900](#) [C45-A7](#) [TAC12025230MT](#) [8550A](#) [8560N](#) [AD0405HB-G73\(9T\)](#) [CENT-2000-FFTM](#) [CENT-2000-RFTM](#) [W2D200-CA04-52](#) [W2S130-AB25-10](#) [A4E330-AB18-09](#) [W2E250-DB05-52](#) [W4E315-CS22-70](#) [W2E300-CP02-75](#) [S4S250-BA02-20](#) [S2D300-BP02-37](#) [W2S130-AB25-24](#) [W2D250-GA08-08](#) [A2E200-AH38-70](#) [TAC8025115HW](#) [F1238H24BT-FHR](#) [S2D300-CP02-34](#) [4118N/2H8PU-011](#) [RLF100-1114-060](#) [AD3512MB-G5B](#)