



SPECIFICATION FOR APPROVAL

Customer : _____
Description : DC FAN _____
Customer Part No. _____ REV. : _____
Delta Model No. : BUB0712HJ-00 _____ REV. : 00 _____
Sample Issue No. : _____
Sample Issue Date : JUN.09.2021 _____

PLEASE SEND ONE COPY OF THIS SPECIFICATION BACK AFTER YOU SIGNED APPROVAL FOR PRODUCTION PRE-ARRANGMENT.

APPROVED BY:

DATE :

DELTA ELECTRONICS, INC.
TAOYUAN PLANT
252, SHANGYING ROAD, GUIZHAN INDUSTRIAL ZONE,
TAOYUAN CITY 33341, TAIWAN
TEL:886-(0)3-3591968
FAX:886-(0)3-3591991

DELTA ELECTRONICS, INC.
252, SHANGYING ROAD, GUISHAN INDUSTRIAL ZONE,
TAOYUAN CITY 33341, TAIWAN

TEL : 886-(0)3-3591968
FAX : 886-(0)3-3591991

STATEMENT OF DEVIATION

NONE

DESCRIPTION:

DELTA ELECTRONICS, INC.
252, SHANGYING ROAD, GUISHAN INDUSTRIAL ZONE,
TAOYUAN CITY 33341, TAIWAN

TEL : 886-(0)3-3591968
FAX : 886-(0)3-3591991

Specification For Approval

Customer : _____

Description : DC FAN

Customer P/N : _____

rev. : _____

Delta model no. : BUB0712HJ-00

Delta Safety Model No.: BUB0712HJ-00

Sample revision. : 00

Issue no.: _____

Sample issue date : JUN.09 2021

Quantity : _____

1. SCOPE:

THIS SPECIFICATION DEFINES THE ELECTRICAL AND MECHANICAL CHARACTERISTICS OF THE DC BRUSHLESS BLOWER.

2. CHARACTERS:

ITEM	DESCRIPTION
RATED VOLTAGE	12 VDC
OPERATION VOLTAGE RANGE	5.0-13.2 VDC
MIN. START VOLTAGE	≥ 6.0 VDC
INPUT CURRENT(AVG.) ★ (TEST UNDER FREE AIR)	0.42 (MAX. 0.70) A CURRENT ON LABEL : 0.70A
INPUT POWER(AVG.) ★ (TEST UNDER FREE AIR)	5.04 (MAX. 8.40) W
RATED SPEED	4650 ±10% R.P.M.
MAX. AIR FLOW (AT ZERO STATIC PRESSURE)	0.399 (MIN. 0.359) M ³ /MIN. 14.09 (MIN. 12.68) CFM
MAX. AIR PRESSURE (AT ZERO AIR FLOW)	30.49 (MIN. 24.69) mmH ₂ O 1.20 (MIN. 0.97) inchH ₂ O
ACOUSTICAL NOISE (AVG.)	45.5 (MAX. 49.5) dB-A
INSULATION TYPE	UL: CLASS A
INSULATION STRENGTH	10 MEG OHM MIN. AT 500 VDC (BETWEEN FRAME AND (+) TERMINAL)
DIELECTRIC STRENGTH	5 mA MAX. AT 500 VAC 50/60 Hz ONE MINUTE, (BETWEEN FRAME AND (+) TERMINAL)

★AVG. IS THE AVERAGE VALUE DURING STEADY OPERATION, AND MAX. IS MAXIMUM AVERAGE VALUE INCLUDED PRODUCTION TOLERANCE. ABOUT THE PEAK VALUE, NEED TO USE OSCILLOSCOPE TO MEASURE.

(continued)

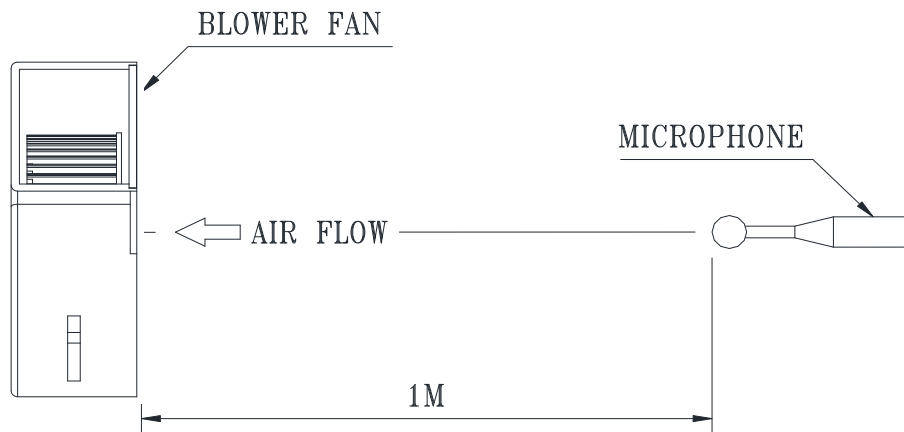
PART NO:

DELTA MODEL: BUB0712HJ-00

LIFE EXPECTANCE (L10) (AT LABEL VOLTAGE)	50,000 HOURS CONTINUOUS OPERATION AT 40 ° C WITH 15 ~ 65 %RH.
ROTATION	CLOCKWISE VIEW FROM NAME PLAT SIDE
LOCK PROTECTION	THE CURRENT WILL SHUT DOWN, WHEN ROTOR LOCKED AND FIXED.

NOTES:

1. ALL READINGS ARE MEASURED AFTER STABLY WARMING UP THROUGH 10 MINUTES.
2. STANDARD AIR PROPERTY IS AIR AT (Td) 25°C TEMPERATURE, (RH) 65% RELATIVE HUMIDITY , AND (Pb) 760 mmHg BAROMETRIC PRESSURE.
3. THE VALUES WRITTEN IN PARENS , (), ARE LIMITED SPEC.
4. ACOUSTICAL NOISE MEASURING CONDITION:



NOISE IS MEASURED AT RATED VOLTAGE IN FREE AIR IN SEMI-ANECHOIC CHAMBER WITH MICROPHONE AT A DISTANCE OF ONE METER FROM THE FAN INTAKE.

PART NO:

DELTA MODEL: BUB0712HJ-00

3. MECHANICAL:

- 3-1. DIMENSIONS----- SEE DIMENSIONS DRAWING
- 3-2. PILLOW----- PLASTIC UL: 94V-0
- 3-3. IMPELLER----- PLASTIC UL: 94V-0
- 3-4. FRAME----- PLASTIC UL: 94V-0
- 3-5. BEARING SYSTEM----- SLEEVE BEARING
- 3-6. WEIGHT----- 47.0 (REF.) GRAMS

4. ENVIRONMENTAL:

- 4-1. OPERATING TEMPERATURE----- -10 TO +70 DEGREE C
- 4-2. STORAGE TEMPERATURE----- -40 TO +75 DEGREE C
- 4-3. OPERATING HUMIDITY----- 5 TO 90 % RH
- 4-4. STORAGE HUMIDITY----- 5 TO 95 % RH

5. PROTECTION:

- 5-1. LOCKED ROTOR PROTECTION
IMPEDANCE OF MOTOR WINDING PROTECTS MOTOR FROM FIRE IN
96 HOURS OF LOCKED ROTOR CONDITION AT THE RATED VOLTAGE.
- 5-2. POLARITY PROTECTION
BE CAPABLE OF WITHSTANDING IF REVERSE CONNECTION FOR
POSITIVE AND NEGATIVE LEADS.

6. RE OZONE DEPLETING SUBSTANCES:

- 6-1. NO CONTAINING PBBs, PBBOs, CFCs, PBBEs, PBDPEs AND HCFCs.

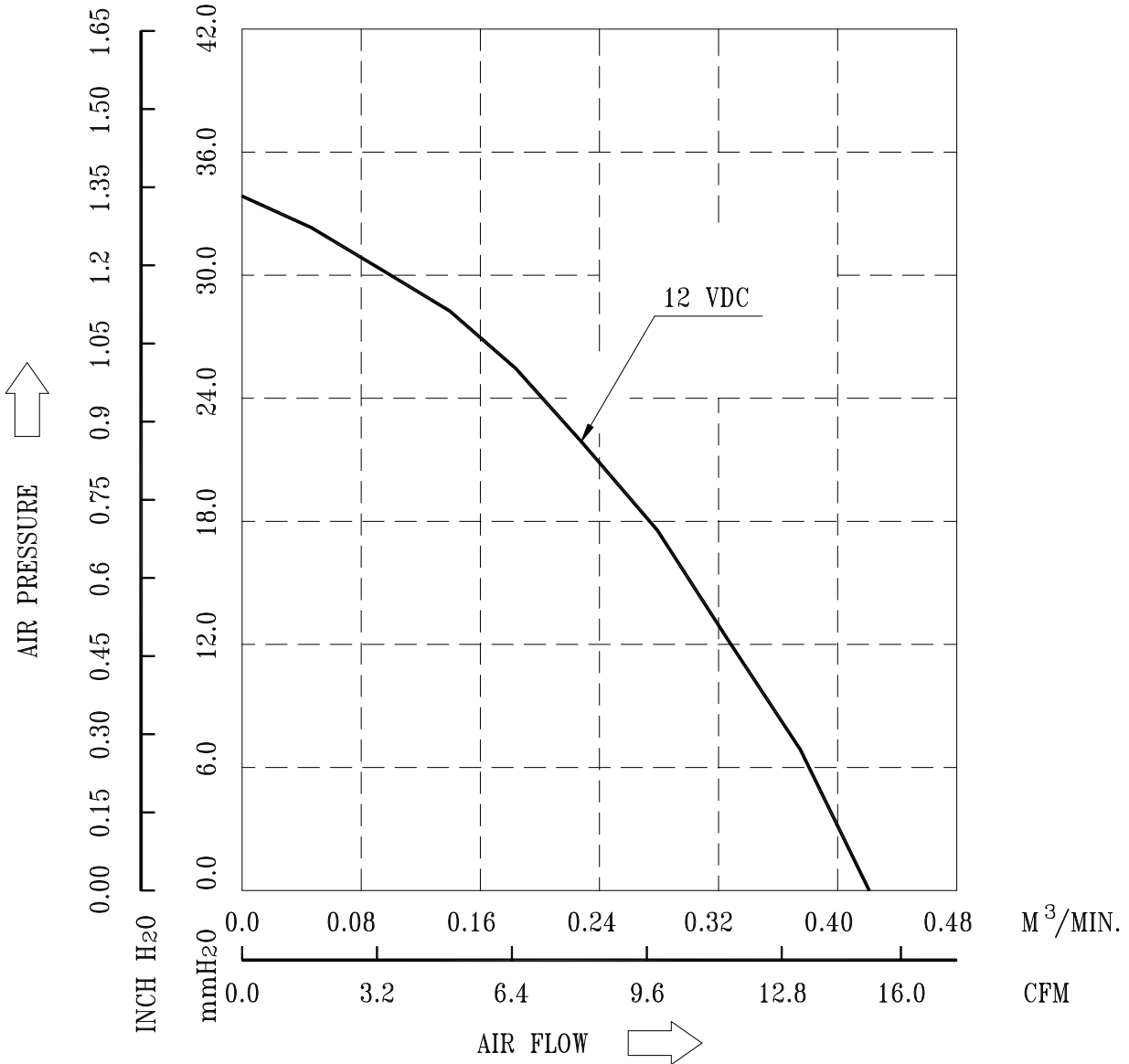
7. PRODUCTION LOCATION

- 7-1. PRODUCTS WILL BE PRODUCED IN CHINA.

PART NO:

DELTA MODEL: BUB0712HJ-00

8. P & Q CURVE:

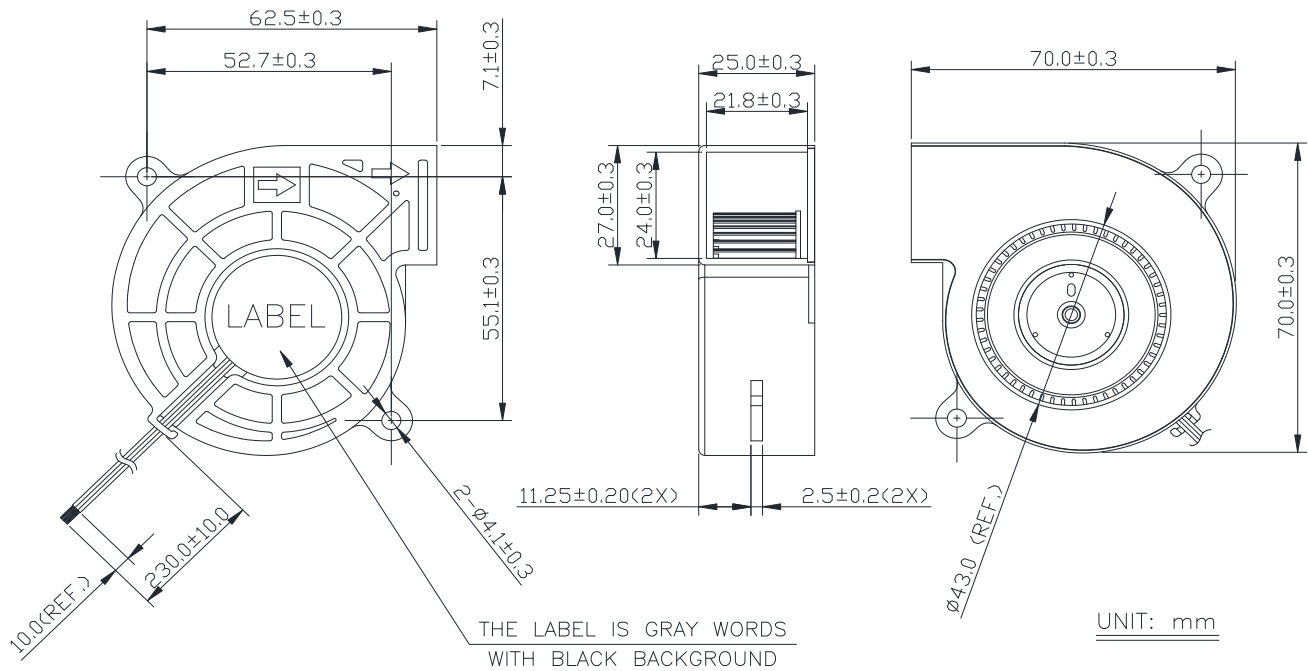


*TEST CONDITION: INPUT VOLTAGE-----OPERATION VOLTAGE
TEMPERATURE-----ROOM TEMPERATURE
HUMIDITY-----65%RH

PART NO:

DELTA MODEL: BUB0712HJ-00

9. DIMENSION DRAWING:




NOTES:

1. LEAD WIRE: UL 1571 AWG #28
RED WIRE (+)
BLACK WIRE (-)
BLUE WIRE (FG)
2. THIS PRODUCT IS ROHS COMPLIANT.

PART NO:

DELTA MODEL: BUB0712HJ-00

10. LABEL:



DATE CODE NUMBER REFER TO BELOW LIST:

THE FORMAT FOR DATE CODE		
Y	YEAR	"0" FOR 2010, "1" FOR 2011, ET AL.
M	MONTH	1-9 IS JAN-SEP, X IS OCT, Y IS NOV, Z IS DEC
DD	DATE	01-31 MEANS DATE OF MONTH
FXX	LINE	"F1" MEANS NO.1 PRODUCTION LINE, "F2" MEANS NO.2 PRODUCTION LINE, "F10" MEANS NO.10 PRODUCTION LINE, ET AL.
R	PRODUCE CONDITION	"R": MEANS THE FAN CONFORM TO RoHS COMPLIANCE.

THE CONTENT OF 2D BARCODE IS SHOWN AS BELOW:

2D BARCODE



(DATA MATRIX)

SCAN



BARCODE

BUB0712HJ-00A0YYMDSSSSS

BARCODE INFORMATION REFER TO BELOW LIST:

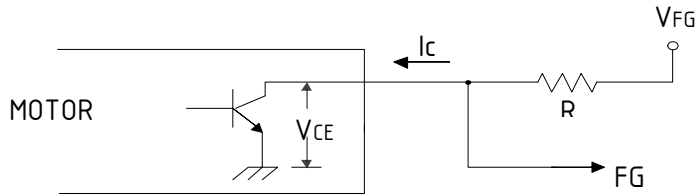
THE FORMAT FOR THE BARCODE		
BUB0712HJ-00	P/N	DELTA MODEL NAME.
A0	VENDOR	"A0" MEANS DELTA.
YY	YEAR	"10" FOR 2010, "11" FOR 2011, ET AL.
M	MONTH	1-9 IS JAN-SEP, A IS OCT, B IS NOV, C IS DEC.
D	DATE	1-9 IS 1st-9th, A IS 10th, B IS 11th, ET AL. (NOT INCLUDED I, J, O and Q.)
SSSSS	SERIAL NUMBER	FROM 00001 TO 99999.

PART NO:

DELTA MODEL: BUB0712HJ-00

11. FREQUENCY GENERATOR (FG) SIGNAL:

11-1. OUTPUT CIRCUIT - OPEN COLLECTOR MODE:



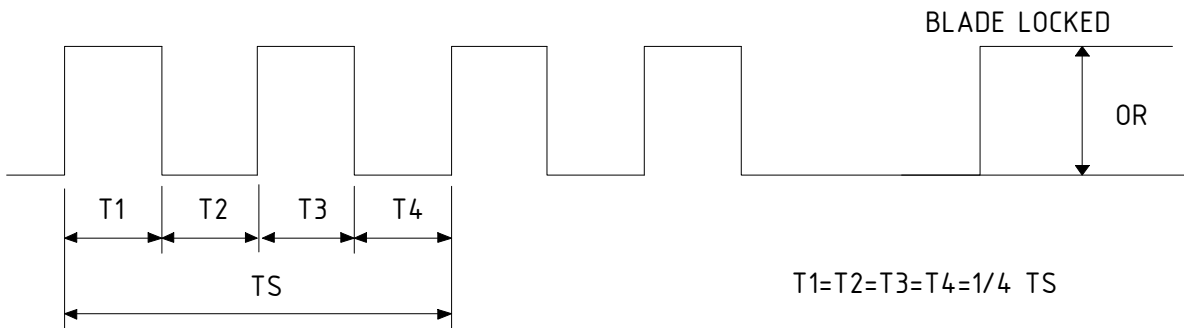
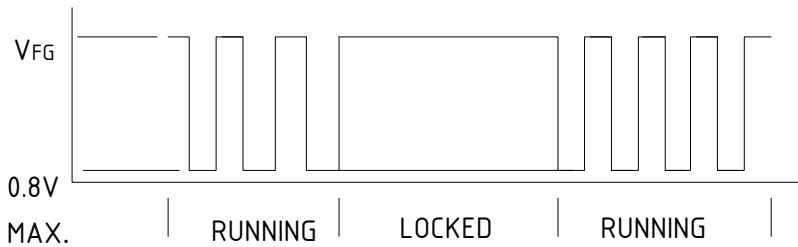
CAUTION:

THE LEAD WIRE OF FG SIGNAL CAN NOT TOUCH THE LEAD WIRE OF POSITIVE OR NEGATIVE.

11-2. SPECIFICATION:

$V_{FG} = 5.0$ TYP. (V_{CC} MAX.) $I_c = 5\text{mA}$ MAX.
 $V_{CE} = 0.8\text{V}$ MAX. $R \geq V_{FG} / I_c$

11-3. FREQUENCY GENERATOR WAVEFORM:



$N = \text{R.P.M}$

$TS = 60/N(\text{SEC})$

*VFG IS ALWAYS HIGH OR LOW LEVEL AFTER BLADE LOCKED

*4 POLES



Application Notice

- 1. Delta will not guarantee the performance of the products if the application condition falls outside the parameters set forth in the specification.**
- 2. A written request should be submitted to Delta prior to approval if deviation from this specification is required.**
- 3. Please exercise caution when handling fans. Damage may be caused when pressure is applied to the impeller, if the fans are handled by the lead wires, or if the fan was hard-dropped to the production floor.**
- 4. Except as pertains to some special designs, there is no guarantee that the products will be free from any such safety problems or failures as caused by the introduction of powder, droplets of water or encroachment of insect into the hub.**
- 5. The above-mentioned conditions are representative of some unique examples and viewed as the first point of reference prior to all other information.**
- 6. It is very important to establish the correct polarity before connecting the fan to the power source. Positive (+) and Negative (-). Damage may be caused to the fans if connection is with reverse polarity, if there is no foolproof method to protect against such error specifically mentioned in this spec.**
- 7. Delta fans without special protection are not suitable where any corrosive fluids are introduced to their environment.**
- 8. Please ensure all fans are stored according to the storage temperature limits specified. Do not store fans in a high humidity environment. We highly recommend performance testing is conducted before shipping, if the fans have been stored over 6 months.**
- 9. Not all fans are provided with the Lock Rotor Protection feature. If you impair the rotation of the impeller for the fans that do not have this function, the performance of those fans will lead to failure.**
- 10. Please be cautious when mounting the fan. Incorrect mounting of fans may cause excess resonance, vibration and subsequent noise.**
- 11. It is important to consider safety when testing the fans. A suitable fan guard should be fitted to the fan to guard against any potential for personal injury.**
- 12. Except where specifically stated, all tests are carried out at room (ambient) temperature and relative humidity conditions of 25°C, 65% RH. The test value is only for fan performance itself.**
- 13. Be certain to connect an “ 4.7μF or greater” capacitor to the fan externally when the application calls for using multiple fans in parallel, to avoid any unstable power.**

X-ON Electronics

Largest Supplier of Electrical and Electronic Components

Click to view similar products for [Blowers & Centrifugal Fans](#) category:

Click to view products by [Delta](#) manufacturer:

Other Similar products are found below :

[MKEL-DRB](#) [R2D140-AB02-14](#) [R2D160-AC02-13](#) [R4D310-AS18-01](#) [R4D400-AD22-06](#) [R4E180-AS11-09](#) [R4S175-AA16-12](#) [AIF60112](#)
[AIF801724](#) [DOP-EXI014RAE](#) [KFB1724VHT-AF00](#) [KFC1048DS-S45D](#) [AIF641714](#) [CME-COP01](#) [R1G220-AB07-09](#) [R2E180CH0312](#)
[R2S150-AD08-09](#) [RD20S-4/210660](#) [RH56M-6/204689](#) [D2E146-CD51-09](#) [TP04G-AS2](#) [TP05G-BT2](#) [TP-PCC](#) [BR200W250](#) [D4E133-AA01-](#)
[51](#) [DFD0612H/SPECTRA](#) [DOP-EXI028RAE](#) [Z4.802.1680.0](#) [55462.19890](#) [K1G200-AA73-02](#) [G2D160-AF02-01](#) [G2E150-BA52-07](#)
[G2S150-AB56-42](#) [D4E225-BC01-02](#) [R2D225-AV02-14](#) [D2E146-HT67-63](#) [K1G220-AA67-02](#) [D4E225-BC01-23](#) [R3G190-AB23-02](#)
[55410.91750](#) [55462.19891](#) [R1G120-AD17-11](#) [R3G250-AM70-01](#) [R2E225-RA02-47](#) [RER225-63/18/2TDMP](#) [R4E310-AO12-14](#) [D2E146-](#)
[HT65-64](#) [RLF100-11/14/19](#) [3612751](#) [G2D140-AC30-18](#)