



LED Driver

From The World's No.1 Power Supply Company

April 2017

Table of Contents

■ Company Profile	02
■ Standard Products	03
■ Selection Guide	04 - 05
■ LNE LED Driver	06 - 15
12V Output	06
24V Output	08
36V Output	10
48V Output	12
54V Output	14
■ Mechanical Drawings	16
■ Standards & Approvals	17 - 18
■ More Information	20

Company Profile

Delta Electronics Group

World's No.1* Power Supply Company

Delta Electronics Group is the world's largest provider of switching power supplies and a major source for power management and renewable energy solutions. Established in 1971, Delta has sales offices and R&D facilities worldwide with manufacturing plants located in Taiwan, Thailand, China, Mexico, India and Europe.

As a global leader in power electronics, Delta has long been adopting Green manufacturing processes, recycling initiatives, waste management programs and environmentally-friendly green buildings. In 2014, Delta Electronics was selected for the prestigious Dow Jones Sustainability Index (DJSI) World for the fourth consecutive year. Amongst many other national and international awards, since 2010, Delta has also received more than 49 internationally recognized technology and design awards.

1 Standard Power Supplies



Since 2008, Delta's Industrial Power Supply (IPS) team had been launching many new products in Delta's global distribution channels nearly on a monthly basis. These products which include DIN Rail, Panel Mount, Open Frame and LED Driver types offer customers the same industrial leading technology and quality that Delta's ODM partners are familiar with. Delta standard power supplies are able to cater to nearly all industrial applications including cash management and automation solutions and many more. With the wide range of reliable products and world class customer support, the IPS team had seen more than 90% CAGR between 2008 to 2014. Please visit our standard product homepage at www.DeltaPSU.com for more product information.

2 Modified Standard Power Supplies



Many top tier electronics companies on the Fortune® 500 list have long regarded Delta as a trusted ODM partner. These companies expect nothing less than the best technology and quality. With decades of industrial leading manufacturing and design experiences in ODM power management products, IPS team can also offers our customers modified standard products by leveraging from the wide range of standard products in our catalog. Modified standard products enable our customers to optimize their costs and product development time. For further query, please contact your local Delta distributor or simply send your query to info@deltapsu.com.

*Based on global sales revenue from the Micro-Tech Consultants March 2015 report

Standard Products

LED Driver

LNE



Delta LNE series of LED drivers features adjustable output voltage and current level. All the models come in full corrosion resistance aluminum casing and major international safety certifications. LNE series offers the capability to achieve different level of LED brightness via built-in dimming function to meet various application and energy optimization needs. The products are designed and rigorously tested to work with various indoor and outdoor LED lighting conditions. Featuring high surge immunity (CM: 6KV, DM: 4KV) and complying to IP65/IP67 make Delta LNE series an essential part of an energy efficient LED lighting power solution for both indoor and outdoor applications.

Typical Applications



Package Types

1 Non-Dimming



LNE-□V□WA□□

- IP65 protection
- With potentiometers to adjust output voltage and constant current level

2 Dimming



LNE-□V□WD□□

- IP67 protection
- With dimming cable to adjust constant current level

All Delta LED drivers are fully compliant with RoHS Directive 2011/65/EU for environmental protection. For more information or enquiries, please do not hesitate to contact your local Delta Electronics distributor or visit www.DeltaPSU.com.

Selection Guide































LED Driver

New products are frequently introduced. Please visit www.DeltaPSU.com for latest product updates.

Product Type	Series	Model Name	Phase		PFC	Output Voltage	Output Current	Output Power	
			1	3				100W	120W
LED Driver	LNE • High surge immunity • IP65/IP67 Compliant • LED lighting power solution	LNE-12V100WA□□	•		•	12V	8.00A	96W	
		LNE-12V100WD□□	•		•		8.00A	96W	
		LNE-12V120WA□□	•		•		10.0A		•
		LNE-12V120WD□□	•		•		10.0A		•
		LNE-12V150WA□□	•		•		12.5A		
		LNE-12V150WD□□	•		•		12.5A		
		LNE-12V185WA□□	•		•		13.0A		
		LNE-12V185WD□□	•		•		13.0A		
		LNE-24V100WA□□	•		•	24V	4.00A	96W	
		LNE-24V100WD□□	•		•		4.00A	96W	
		LNE-24V120WA□□	•		•		5.00A		•
		LNE-24V120WD□□	•		•		5.00A		•
		LNE-24V150WA□□	•		•		6.30A		
		LNE-24V150WD□□	•		•		6.30A		
		LNE-24V185WA□□	•		•		7.80A		
		LNE-24V185WD□□	•		•		7.80A		
		LNE-36V100WA□□	•		•	36V	2.65A	95.4W	
		LNE-36V100WD□□	•		•		2.65A	95.4W	
		LNE-36V120WA□□	•		•		3.40A		•
		LNE-36V120WD□□	•		•		3.40A		•
		LNE-36V150WA□□	•		•		4.20A		
		LNE-36V150WD□□	•		•		4.20A		
		LNE-36V185WA□□	•		•		5.20A		
		LNE-36V185WD□□	•		•		5.20A		
		LNE-48V100WA□□	•		•	48V	2.00A	96W	
		LNE-48V100WD□□	•		•		2.00A	96W	
		LNE-48V120WA□□	•		•		2.50A		•
		LNE-48V120WD□□	•		•		2.50A		•
		LNE-48V150WA□□	•		•		3.20A		
		LNE-48V150WD□□	•		•		3.20A		
		LNE-48V185WA□□	•		•		3.90A		
		LNE-48V185WD□□	•		•		3.90A		
		LNE-54V150WA□□	•		•	54V	2.80A		
		LNE-54V150WD□□	•		•		2.80A		
		LNE-54V185WA□□	•		•		3.45A		
		LNE-54V185WD□□	•		•		3.45A		

LNE LED Driver Model Numbering

LN	E-	XXV	XXXW	□	□	□
LED Driver	Product Series E - High efficiency and PFC	Output Voltage	Output Power	Package Type A - IP65 with with potentiometers to adjust output voltage & constant current level D - IP67 with dimming cable to adjust constant current level	Safety Approval A - UL approval C - ENEC, CE, KC, PSE and CCC approval	Variable A - Delta Standard

Power		Input Voltage Range	IP	Dimming Cable	Safety Standards	Page
150W	185W					
		90-305Vac (LNE-12V□□□□W□A□) 90-264Vac (LNE-12V□□□□W□C□)	65		LNE-12V□□□□W□A□:  LNE-12V□□□□W□C□:     TÜV RT 	6-7
			67	•		
			65			
			67	•		
•			65			
•			67	•		
	156W		65			
	156W		67	•		
		90-305Vac (LNE-24V□□□□W□A□) 90-264Vac (LNE-24V□□□□W□C□)	65		LNE-24V□□□□W□A□:  LNE-24V□□□□W□C□:     TÜV RT 	8-9
			67	•		
			65			
			67	•		
•			65			
•			67	•		
	•		65			
	•		67	•		
		90-305Vac (LNE-36V□□□□W□A□) 90-264Vac (LNE-36V□□□□W□C□)	65		LNE-36V□□□□W□A□:  LNE-36V□□□□W□C□:     TÜV RT 	10-11
			67	•		
			65			
			67	•		
•			65			
•			67	•		
	•		65			
	•		67	•		
		90-305Vac (LNE-48V□□□□W□A□) 90-264Vac (LNE-48V□□□□W□C□)	65		LNE-48V□□□□W□A□:  LNE-48V□□□□W□C□:     TÜV RT 	12-13
			67	•		
			65			
			67	•		
•			65			
•			67	•		
	•		65			
	•		67	•		
•		90-305Vac (LNE-54V□□□□W□A□) 90-264Vac (LNE-54V□□□□W□C□)	65		LNE-54V□□□□W□A□:  LNE-54V□□□□W□C□:     TÜV RT 	14-15
•			67	•		
•			65			
	•		67	•		

LNE LED Driver

12V Output (North American AC Voltage)



LNE

HIGHLIGHTS & FEATURES

- Universal AC input voltage range 90-305Vac
- Up to 92.0% efficiency
- 6kV common mode & 4kV differential mode surge immunity
- Active PFC. Meets IEC/EN 61000-3-2, Class C
- Adjustable voltage & current; dimming option available
- IP65 or IP67 assembly for indoor and outdoor applications

GENERAL SPECIFICATIONS

OUTPUT	LNE-12V100W□□□	LNE-12V120W□□□	LNE-12V150W□□□	LNE-12V185W□□□
Nominal Output Voltage	12V	12V	12V	12V
LED System Voltage Range in CC Mode	6-12Vdc	6-12Vdc	6-12Vdc	6-12Vdc
Output Voltage Adjustment Range ¹⁾	10.8-13.5V	10.8-13.5V	10.8-13.5V	10.8-13.5V
Nominal Output Current	8.00A	10.0A	12.5A	13.0A
Output Current Adjustment Range ¹⁾	4.00-8.00A	5.00-10.0A	6.25-12.5A	6.50-13.0A
Output Power	96W	120W	150W	156W
Line Regulation	± 0.5% (@ 90-305Vac)			
Load Regulation	± 2% (@ 90-305Vac, 0-95% load)			
PARD (20MHz)	< 150mVpp			
Hold-up Time	16ms typ. @ 115Vac & 230Vac & 277Vac (100% load)			
INPUT				
Input Voltage Range	90-305Vac			
Input Frequency	47-63Hz			
Input Current	1.30A max. @ 115Vac, 0.65A max. @ 230Vac, 0.60A max. @ 277Vac	1.50A max. @ 115Vac, 0.70A max. @ 230Vac, 0.65A max. @ 277Vac	1.80A max. @ 115Vac, 0.85A max. @ 230Vac, 0.80A max. @ 277Vac	1.90A max. @ 115Vac, 0.90A max. @ 230Vac, 0.80A max. @ 277Vac
Efficiency at 100% Load	90.0% typ. @ 115Vac, 92.0% typ. @ 230Vac & 277Vac	90.0% typ. @ 115Vac, 92.0% typ. @ 230Vac & 277Vac	89.0% typ. @ 115Vac, 91.5% typ. @ 230Vac, 91.0% typ. @ 277Vac	89.0% typ. @ 115Vac, 91.5% typ. @ 230Vac & 277Vac
Max Inrush Current (Cold Start)	65A typ. @ 230Vac			
Power Factor	0.98 typ. @ 115Vac, 0.95 typ. @ 230Vac, 0.93 typ. @ 277Vac		0.98 typ. @ 115Vac, 0.95 typ. @ 230Vac, 0.92 typ. @ 277Vac	
Leakage Current	< 0.75mA @ 305Vac			
MECHANICAL				
Case Cover / Chassis	Aluminium			
Dimensions (L x W x D)	220 x 68 x 38.8 mm (8.66" x 2.68" x 1.53")		228 x 68 x 38.8 mm (8.98" x 2.68" x 1.53")	
Unit Weight	0.98 kg (2.16 lb)	0.98 kg (2.16 lb)	1.04 kg (2.29 lb)	1.04 kg (2.29 lb)
Cooling System	Convection			
Input Cable	UL	SJTW 18AWGX3C (Line: Brown, Neutral: Blue, PE: Green/Yellow)		
Output Cable	UL	SJTW 14AWGX2C (Positive: Red, Negative: Black)		
Dimming Cable	UL	SJTW 18AWGX2C (Positive: White, Negative: Blue)		
MTBF ²⁾	> 700,000 hrs	> 700,000 hrs	> 700,000 hrs	> 700,000 hrs
ENVIRONMENT				
Operating Temperature	-40°C to +70°C			
Storage Temperature	-40°C to +85°C			
Power De-rating	> 60°C (4% / °C)			
Operating Humidity	5 to 95% RH (Non-Condensing)			
Operating Altitude	0 to 3,000m (0 to 9,840 ft)			
Degree of Protection	IP65 (LNE-12V□□□WA□□); IP67 (LNE-12V□□□WD□□)			

Notes

- 1) For LNE-12V□□□WA□□□ package type only.
- 2) MTBF as per Telcordia SR-332 (I/P: 115Vac, O/P: 100% load).
- 3) All parameters are specified at 25°C ambient temperature unless otherwise indicated.

LNE LED Driver

12V Output (International AC Voltage)

LNE

HIGHLIGHTS & FEATURES

- Universal AC input voltage range 90-264Vac
- Up to 92.0% efficiency
- 6kV common mode & 4kV differential mode surge immunity
- Active PFC. Meets IEC/EN 61000-3-2, Class C
- Adjustable voltage & current; dimming option available
- IP65 or IP67 assembly for indoor and outdoor applications



GENERAL SPECIFICATIONS

OUTPUT	LNE-12V100W□□□	LNE-12V120W□□□	LNE-12V150W□□□	LNE-12V185W□□□
Nominal Output Voltage	12V	12V	12V	12V
LED System Voltage Range in CC Mode	6-12Vdc	6-12Vdc	6-12Vdc	6-12Vdc
Output Voltage Adjustment Range ¹⁾	10.8-13.5V	10.8-13.5V	10.8-13.5V	10.8-13.5V
Nominal Output Current	8.00A	10.0A	12.5A	13.0A
Output Current Adjustment Range ¹⁾	4.00-8.00A	5.00-10.0A	6.25-12.5A	6.50-13.0A
Output Power	96W	120W	150W	156W
Line Regulation	± 0.5% (@ 90-264Vac)			
Load Regulation	± 2% (@ 90-264Vac, 0-95% load)			
PARD (20MHz)	< 150mVpp			
Hold-up Time	16ms typ. @ 115Vac & 230Vac (100% load)			
INPUT				
Input Voltage Range	90-264Vac			
Input Frequency	47-63Hz			
Input Current	1.30A max. @ 115Vac, 0.65A max. @ 230Vac	1.50A max. @ 115Vac, 0.70A max. @ 230Vac	1.80A max. @ 115Vac, 0.85A max. @ 230Vac	1.90A max. @ 115Vac, 0.90A max. @ 230Vac
Efficiency at 100% Load	90.0% typ. @ 115Vac, 92.0% typ. @ 230Vac	90.0% typ. @ 115Vac, 92.0% typ. @ 230Vac	89.0% typ. @ 115Vac, 91.5% typ. @ 230Vac	89.0% typ. @ 115Vac, 91.5% typ. @ 230Vac
Max Inrush Current (Cold Start)	65A typ. @ 230Vac			
Power Factor	0.98 typ. @ 115Vac, 0.95 typ. @ 230Vac		0.98 typ. @ 115Vac, 0.95 typ. @ 230Vac	
Leakage Current	< 0.75mA @ 264Vac			
MECHANICAL				
Case Cover / Chassis	Aluminium			
Dimensions (L x W x D)	220 x 68 x 38.8 mm (8.66" x 2.68" x 1.53")		228 x 68 x 38.8 mm (8.98" x 2.68" x 1.53")	
Unit Weight	0.98 kg (2.16 lb)	0.98 kg (2.16 lb)	1.04 kg (2.29 lb)	1.04 kg (2.29 lb)
Cooling System	Convection			
Input Cable	VDE	H05RN-F3G1.0mm ² (Line: Brown, Neutral: Blue, PE: Green/Yellow)		
Output Cable	VDE	H07RN-F2x1.5mm ² (Positive: Red, Negative: Black)		
Dimming Cable	VDE	H05RN-F2x1.0mm ² (Positive: White, Negative: Blue)		
MTBF ²⁾	> 700,000 hrs	> 700,000 hrs	> 700,000 hrs	> 700,000 hrs
ENVIRONMENT				
Operating Temperature	-40°C to +70°C			
Storage Temperature	-40°C to +85°C			
Power De-rating	> 60°C (4% / °C)			
Operating Humidity	5 to 95% RH (Non-Condensing)			
Operating Altitude	0 to 3,000m (0 to 9,840 ft)			
Degree of Protection	IP65 (LNE-12V□□□WA□□); IP67 (LNE-12V□□□W□□□)			

Notes

- 1) For LNE-12V□□□WA□□□ package type only.
- 2) MTBF as per Telcordia SR-332 (I/P: 115Vac, O/P: 100% load).
- 3) All parameters are specified at 25°C ambient temperature unless otherwise indicated.

LNE LED Driver

24V Output (North American AC Voltage)

LNE

HIGHLIGHTS & FEATURES

- Universal AC input voltage range 90-305Vac
- Up to 93.5% efficiency
- 6kV common mode & 4kV differential mode surge immunity
- Active PFC. Meets IEC/EN 61000-3-2, Class C
- Adjustable voltage & current; dimming option available
- IP65 or IP67 assembly for indoor and outdoor applications



GENERAL SPECIFICATIONS

OUTPUT	LNE-24V100W□□□	LNE-24V120W□□□	LNE-24V150W□□□	LNE-24V185W□□□
Nominal Output Voltage	24V	24V	24V	24V
LED System Voltage Range in CC Mode	12-24Vdc	12-24Vdc	12-24Vdc	12-24Vdc
Output Voltage Adjustment Range ¹⁾	22.0-27.0V	22.0-27.0V	22.0-27.0V	22.0-27.0V
Nominal Output Current	4.00A	5.00A	6.30A	7.80A
Output Current Adjustment Range ¹⁾	2.00-4.00A	2.50-5.00A	3.15-6.30A	3.90-7.80A
Output Power	96W	120W	151.2W	187.2W
Line Regulation	± 0.5% (@ 90-305Vac)			
Load Regulation	± 1% (@ 90-305Vac, 0-95% load)			
PARD (20MHz)	< 150mVpp			
Hold-up Time	16ms typ. @ 115Vac & 230Vac & 277Vac (100% load)			
INPUT				
Input Voltage Range	90-305Vac			
Input Frequency	47-63Hz			
Input Current	1.30A max. @ 115Vac, 0.65A max. @ 230Vac, 0.60A max. @ 277Vac	1.50A max. @ 115Vac, 0.70A max. @ 230Vac, 0.65A max. @ 277Vac	1.80A max. @ 115Vac, 0.85A max. @ 230Vac, 0.80A max. @ 277Vac	2.20A max. @ 115Vac, 1.00A max. @ 230Vac, 0.90A max. @ 277Vac
Efficiency at 100% Load	92.0% typ. @ 115Vac, 93.0% typ. @ 230Vac & 277Vac	91.5% typ. @ 115Vac, 93.0% typ. @ 230Vac & 277Vac	91.5% typ. @ 115Vac, 93.0% typ. @ 230Vac & 277Vac	91.0% typ. @ 115Vac, 93.5% typ. @ 230Vac & 277Vac
Max Inrush Current (Cold Start)	65A typ. @ 230Vac			
Power Factor	0.98 typ. @ 115Vac, 0.95 typ. @ 230Vac, 0.93 typ. @ 277Vac		0.98 typ. @ 115Vac, 0.95 typ. @ 230Vac, 0.92 typ. @ 277Vac	
Leakage Current	< 0.75mA @ 305Vac			
MECHANICAL				
Case Cover / Chassis	Aluminium			
Dimensions (L x W x D)	220 x 68 x 38.8 mm (8.66" x 2.68" x 1.53")		228 x 68 x 38.8 mm (8.98" x 2.68" x 1.53")	
Unit Weight	0.98 kg (2.16 lb)	0.98 kg (2.16 lb)	1.04 kg (2.29 lb)	1.04 kg (2.29 lb)
Cooling System	Convection			
Input Cable	UL SJTW 18AWGX3C (Line: Brown, Neutral: Blue, PE: Green/Yellow)			
Output Cable	UL SJTW 14AWGX2C (Positive: Red, Negative: Black)			
Dimming Cable	UL SJTW 18AWGX2C (Positive: White, Negative: Blue)			
MTBF ²⁾	> 700,000 hrs	> 700,000 hrs	> 700,000 hrs	> 700,000 hrs
ENVIRONMENT				
Operating Temperature	-40°C to +70°C			
Storage Temperature	-40°C to +85°C			
Power De-rating	> 60°C (4% / °C)			
Operating Humidity	5 to 95% RH (Non-Condensing)			
Operating Altitude	0 to 3,000m (0 to 9,840 ft)			
Degree of Protection	IP65 (LNE-24V□□□WA□□); IP67 (LNE-24V□□□WD□□)			

Notes

- 1) For LNE-24V□□□WA□□□ package type only.
- 2) MTBF as per Telcordia SR-332 (I/P: 115Vac, O/P: 100% load).
- 3) All parameters are specified at 25°C ambient temperature unless otherwise indicated.

LNE LED Driver

24V Output (International AC Voltage)

LNE

HIGHLIGHTS & FEATURES

- Universal AC input voltage range 90-264Vac
- Up to 93.5% efficiency
- 6kV common mode & 4kV differential mode surge immunity
- Active PFC. Meets IEC/EN 61000-3-2, Class C
- Adjustable voltage & current; dimming option available
- IP65 or IP67 assembly for indoor and outdoor applications



GENERAL SPECIFICATIONS

OUTPUT	LNE-24V100W□□□	LNE-24V120W□□□	LNE-24V150W□□□	LNE-24V185W□□□
Nominal Output Voltage	24V	24V	24V	24V
LED System Voltage Range in CC Mode	12-24Vdc	12-24Vdc	12-24Vdc	12-24Vdc
Output Voltage Adjustment Range ¹⁾	22.0-27.0V	22.0-27.0V	22.0-27.0V	22.0-27.0V
Nominal Output Current	4.00A	5.00A	6.30A	7.80A
Output Current Adjustment Range ¹⁾	2.00-4.00A	2.50-5.00A	3.15-6.30A	3.90-7.80A
Output Power	96W	120W	151.2W	187.2W
Line Regulation	± 0.5% (@ 90-264Vac)			
Load Regulation	± 1% (@ 90-264Vac, 0-95% load)			
PARD (20MHz)	< 150mVpp			
Hold-up Time	16ms typ. @ 115Vac & 230Vac (100% load)			
INPUT				
Input Voltage Range	90-264Vac			
Input Frequency	47-63Hz			
Input Current	1.30A max. @ 115Vac, 0.65A max. @ 230Vac	1.50A max. @ 115Vac, 0.70A max. @ 230Vac	1.80A max. @ 115Vac, 0.85A max. @ 230Vac	2.20A max. @ 115Vac, 1.00A max. @ 230Vac
Efficiency at 100% Load	92.0% typ. @ 115Vac, 93.0% typ. @ 230Vac	91.5% typ. @ 115Vac, 93.0% typ. @ 230Vac	91.5% typ. @ 115Vac, 93.0% typ. @ 230Vac	91.0% typ. @ 115Vac, 93.5% typ. @ 230Vac
Max Inrush Current (Cold Start)	65A typ. @ 230Vac			
Power Factor	0.98 typ. @ 115Vac, 0.95 typ. @ 230Vac		0.98 typ. @ 115Vac, 0.95 typ. @ 230Vac	
Leakage Current	< 0.75mA @ 264Vac			
MECHANICAL				
Case Cover / Chassis	Aluminium			
Dimensions (L x W x D)	220 x 68 x 38.8 mm (8.66" x 2.68" x 1.53")		228 x 68 x 38.8 mm (8.98" x 2.68" x 1.53")	
Unit Weight	0.98 kg (2.16 lb)	0.98 kg (2.16 lb)	1.04 kg (2.29 lb)	1.04 kg (2.29 lb)
Cooling System	Convection			
Input Cable	VDE H05RN-F3G1.0mm ² (Line: Brown, Neutral: Blue, PE: Green/Yellow)			
Output Cable	VDE H07RN-F2x1.5mm ² (Positive: Red, Negative: Black)			
Dimming Cable	VDE H05RN-F2x1.0mm ² (Positive: White, Negative: Blue)			
MTBF ²⁾	> 700,000 hrs	> 700,000 hrs	> 700,000 hrs	> 700,000 hrs
ENVIRONMENT				
Operating Temperature	-40°C to +70°C			
Storage Temperature	-40°C to +85°C			
Power De-rating	> 60°C (4% / °C)			
Operating Humidity	5 to 95% RH (Non-Condensing)			
Operating Altitude	0 to 3,000m (0 to 9,840 ft)			
Degree of Protection	IP65 (LNE-24V□□□WA□□); IP67 (LNE-24V□□□WD□□)			

Notes

- 1) For LNE-24V□□□WA□□□ package type only.
- 2) MTBF as per Telcordia SR-332 (I/P: 115Vac, O/P: 100% load).
- 3) All parameters are specified at 25°C ambient temperature unless otherwise indicated.

LNE LED Driver

36V Output (North American AC Voltage)

LNE

HIGHLIGHTS & FEATURES

- Universal AC input voltage range 90-305Vac
- Up to 93.5% efficiency
- 6kV common mode & 4kV differential mode surge immunity
- Active PFC. Meets IEC/EN 61000-3-2, Class C
- Adjustable voltage & current; dimming option available
- IP65 or IP67 assembly for indoor and outdoor applications



GENERAL SPECIFICATIONS

OUTPUT	LNE-36V100W□□□	LNE-36V120W□□□	LNE-36V150W□□□	LNE-36V185W□□□
Nominal Output Voltage	36V	36V	36V	36V
LED System Voltage Range in CC Mode	18-36Vdc	18-36Vdc	18-36Vdc	18-36Vdc
Output Voltage Adjustment Range ¹⁾	33.0-40.0V	33.0-40.0V	33.0-40.0V	33.0-40.0V
Nominal Output Current	2.65A	3.40A	4.20A	5.20A
Output Current Adjustment Range ¹⁾	1.325-2.65A	1.70-3.40A	2.10-4.20A	2.60-5.20A
Output Power	95.4W	122.4W	151.2W	187.2W
Line Regulation	± 0.5% (@ 90-305Vac)			
Load Regulation	± 0.5% (@ 90-305Vac, 0-95% load)		± 1% (@ 90-305Vac, 0-95% load)	
PARD (20MHz)	< 200mVpp			
Hold-up Time	16ms typ. @ 115Vac & 230Vac & 277Vac (100% load)			
INPUT				
Input Voltage Range	90-305Vac			
Input Frequency	47-63Hz			
Input Current	1.30A max. @ 115Vac, 0.65A max. @ 230Vac, 0.60A max. @ 277Vac	1.50A max. @ 115Vac, 0.70A max. @ 230Vac, 0.65A max. @ 277Vac	1.80A max. @ 115Vac, 0.85A max. @ 230Vac, 0.80A max. @ 277Vac	2.20A max. @ 115Vac, 1.00A max. @ 230Vac, 0.90A max. @ 277Vac
Efficiency at 100% Load	91.5% typ. @ 115Vac, 93.0% typ. @ 230Vac, 92.5% typ. @ 277Vac	91.5% typ. @ 115Vac, 93.0% typ. @ 230Vac & 277Vac	91.0% typ. @ 115Vac, 93.5% typ. @ 230Vac, 93.0% typ. @ 277Vac	91.0% typ. @ 115Vac, 93.5% typ. @ 230Vac & 277Vac
Max Inrush Current (Cold Start)	65A typ. @ 230Vac			
Power Factor	0.98 typ. @ 115Vac, 0.95 typ. @ 230Vac, 0.93 typ. @ 277Vac		0.98 typ. @ 115Vac, 0.95 typ. @ 230Vac, 0.92 typ. @ 277Vac	
Leakage Current	< 0.75mA @ 305Vac			
MECHANICAL				
Case Cover / Chassis	Aluminium			
Dimensions (L x W x D)	220 x 68 x 38.8 mm (8.66" x 2.68" x 1.53")		228 x 68 x 38.8 mm (8.98" x 2.68" x 1.53")	
Unit Weight	0.98 kg (2.16 lb)	0.98 kg (2.16 lb)	1.04 kg (2.29 lb)	1.04 kg (2.29 lb)
Cooling System	Convection			
Input Cable	UL	SJTW 18AWGX3C (Line: Brown, Neutral: Blue, PE: Green/Yellow)		
Output Cable	UL	SJTW 14AWGX2C (Positive: Red, Negative: Black)		
Dimming Cable	UL	SJTW 18AWGX2C (Positive: White, Negative: Blue)		
MTBF ²⁾	> 700,000 hrs	> 700,000 hrs	> 700,000 hrs	> 700,000 hrs
ENVIRONMENT				
Operating Temperature	-40°C to +70°C			
Storage Temperature	-40°C to +85°C			
Power De-rating	> 60°C (4% / °C)			
Operating Humidity	5 to 95% RH (Non-Condensing)			
Operating Altitude	0 to 3,000m (0 to 9,840 ft)			
Degree of Protection	IP65 (LNE-36V□□□WA□□); IP67 (LNE-36V□□□WD□□)			

Notes

- 1) For LNE-36V□□□WA□□□ package type only.
- 2) MTBF as per Telcordia SR-332 (I/P: 115Vac, O/P: 100% load).
- 3) All parameters are specified at 25°C ambient temperature unless otherwise indicated.

LNE LED Driver

36V Output (International AC Voltage)

LNE

HIGHLIGHTS & FEATURES

- Universal AC input voltage range 90-264Vac
- Up to 93.5% efficiency
- 6kV common mode & 4kV differential mode surge immunity
- Active PFC. Meets IEC/EN 61000-3-2, Class C
- Adjustable voltage & current; dimming option available
- IP65 or IP67 assembly for indoor and outdoor applications



GENERAL SPECIFICATIONS

OUTPUT	LNE-36V100W□□□	LNE-36V120W□□□	LNE-36V150W□□□	LNE-36V185W□□□
Nominal Output Voltage	36V	36V	36V	36V
LED System Voltage Range in CC Mode	18-36Vdc	18-36Vdc	18-36Vdc	18-36Vdc
Output Voltage Adjustment Range ¹⁾	33.0-40.0V	33.0-40.0V	33.0-40.0V	33.0-40.0V
Nominal Output Current	2.65A	3.40A	4.20A	5.20A
Output Current Adjustment Range ¹⁾	1.325-2.65A	1.70-3.40A	2.10-4.20A	2.60-5.20A
Output Power	95.4W	122.4W	151.2W	187.2W
Line Regulation	± 0.5% (@ 90-264Vac)			
Load Regulation	± 0.5% (@ 90-264Vac, 0-95% load)		± 1% (@ 90-264Vac, 0-95% load)	
PARD (20MHz)	< 200mVpp			
Hold-up Time	16ms typ. @ 115Vac & 230Vac (100% load)			
INPUT				
Input Voltage Range	90-264Vac			
Input Frequency	47-63Hz			
Input Current	1.30A max. @ 115Vac, 0.65A max. @ 230Vac	1.50A max. @ 115Vac, 0.70A max. @ 230Vac	1.80A max. @ 115Vac, 0.85A max. @ 230Vac	2.20A max. @ 115Vac, 1.00A max. @ 230Vac
Efficiency at 100% Load	91.5% typ. @ 115Vac, 93.0% typ. @ 230Vac	91.5% typ. @ 115Vac, 93.0% typ. @ 230Vac	91.0% typ. @ 115Vac, 93.5% typ. @ 230Vac	91.0% typ. @ 115Vac, 93.5% typ. @ 230Vac
Max Inrush Current (Cold Start)	65A typ. @ 230Vac			
Power Factor	0.98 typ. @ 115Vac, 0.95 typ. @ 230Vac		0.98 typ. @ 115Vac, 0.95 typ. @ 230Vac	
Leakage Current	< 0.75mA @ 264Vac			
MECHANICAL				
Case Cover / Chassis	Aluminium			
Dimensions (L x W x D)	220 x 68 x 38.8 mm (8.66" x 2.68" x 1.53")		228 x 68 x 38.8 mm (8.98" x 2.68" x 1.53")	
Unit Weight	0.98 kg (2.16 lb)	0.98 kg (2.16 lb)	1.04 kg (2.29 lb)	1.04 kg (2.29 lb)
Cooling System	Convection			
Input Cable	VDE	H05RN-F3G1.0mm ² (Line: Brown, Neutral: Blue, PE: Green/Yellow)		
Output Cable	VDE	H07RN-F2x1.5mm ² (Positive: Red, Negative: Black)		
Dimming Cable	VDE	H05RN-F2x1.0mm ² (Positive: White, Negative: Blue)		
MTBF ²⁾	> 700,000 hrs	> 700,000 hrs	> 700,000 hrs	> 700,000 hrs
ENVIRONMENT				
Operating Temperature	-40°C to +70°C			
Storage Temperature	-40°C to +85°C			
Power De-rating	> 60°C (4% / °C)			
Operating Humidity	5 to 95% RH (Non-Condensing)			
Operating Altitude	0 to 3,000m (0 to 9,840 ft)			
Degree of Protection	IP65 (LNE-36V□□□WA□□); IP67 (LNE-36V□□□WD□□)			

Notes

- 1) For LNE-36V□□□WA□□□ package type only.
- 2) MTBF as per Telcordia SR-332 (I/P: 115Vac, O/P: 100% load).
- 3) All parameters are specified at 25°C ambient temperature unless otherwise indicated.

LNE LED Driver

48V Output (North American AC Voltage)

LNE

HIGHLIGHTS & FEATURES

- Universal AC input voltage range 90-305Vac
- Up to 94% efficiency
- 6kV common mode & 4kV differential mode surge immunity
- Active PFC. Meets IEC/EN 61000-3-2, Class C
- Adjustable voltage & current; dimming option available
- IP65 or IP67 assembly for indoor and outdoor applications



GENERAL SPECIFICATIONS

OUTPUT	LNE-48V100W□□□	LNE-48V120W□□□	LNE-48V150W□□□	LNE-48V185W□□□
Nominal Output Voltage	48V	48V	48V	48V
LED System Voltage Range in CC Mode	24-48Vdc	24-48Vdc	24-48Vdc	24-48Vdc
Output Voltage Adjustment Range ¹⁾	43.0-53.0V	43.0-53.0V	43.0-53.0V	43.0-53.0V
Nominal Output Current	2.00A	2.50A	3.20A	3.90A
Output Current Adjustment Range ¹⁾	1.00-2.00A	1.25-2.50A	1.60-3.20A	1.95-3.90A
Output Power	96W	120W	153.6W	187.2W
Line Regulation	± 0.5% (@ 90-305Vac)			
Load Regulation	± 0.5% (@ 90-305Vac, 0-95% load)			
PARD (20MHz)	< 200mVpp			
Hold-up Time	16ms typ. @ 115Vac & 230Vac & 277Vac (100% load)			
INPUT				
Input Voltage Range	90-305Vac			
Input Frequency	47-63Hz			
Input Current	1.30A max. @ 115Vac, 0.65A max. @ 230Vac, 0.60A max. @ 277Vac	1.50A max. @ 115Vac, 0.70A max. @ 230Vac, 0.65A max. @ 277Vac	1.80A max. @ 115Vac, 0.85A max. @ 230Vac, 0.80A max. @ 277Vac	2.20A max. @ 115Vac, 1.00A max. @ 230Vac, 0.90A max. @ 277Vac
Efficiency at 100% Load	92.0% typ. @ 115Vac, 93.0% typ. @ 230Vac & 277Vac	92.0% typ. @ 115Vac, 93.5% typ. @ 230Vac & 277Vac	91.5% typ. @ 115Vac, 94.0% typ. @ 230Vac & 277Vac	91.5% typ. @ 115Vac, 94.0% typ. @ 230Vac & 277Vac
Max Inrush Current (Cold Start)	65A typ. @ 230Vac			
Power Factor	0.98 typ. @ 115Vac, 0.95 typ. @ 230Vac, 0.93 typ. @ 277Vac		0.98 typ. @ 115Vac, 0.95 typ. @ 230Vac, 0.92 typ. @ 277Vac	
Leakage Current	< 0.75mA @ 305Vac			
MECHANICAL				
Case Cover / Chassis	Aluminium			
Dimensions (L x W x D)	220 x 68 x 38.8 mm (8.66" x 2.68" x 1.53")		228 x 68 x 38.8 mm (8.98" x 2.68" x 1.53")	
Unit Weight	0.98 kg (2.16 lb)	0.98 kg (2.16 lb)	1.04 kg (2.29 lb)	1.04 kg (2.29 lb)
Cooling System	Convection			
Input Cable	UL SJTW 18AWGX3C (Line: Brown, Neutral: Blue, PE: Green/Yellow)			
Output Cable	UL SJTW 14AWGX2C (Positive: Red, Negative: Black)			
Dimming Cable	UL SJTW 18AWGX2C (Positive: White, Negative: Blue)			
MTBF ²⁾	> 700,000 hrs	> 700,000 hrs	> 700,000 hrs	> 700,000 hrs
ENVIRONMENT				
Operating Temperature	-40°C to +70°C			
Storage Temperature	-40°C to +85°C			
Power De-rating	> 60°C (4% / °C)			
Operating Humidity	5 to 95% RH (Non-Condensing)			
Operating Altitude	0 to 3,000m (0 to 9,840 ft)			
Degree of Protection	IP65 (LNE-48V□□□WA□□); IP67 (LNE-48V□□□WD□□)			

Notes

- 1) For LNE-48V□□□WA□□□ package type only.
- 2) MTBF as per Telcordia SR-332 (I/P: 115Vac, O/P: 100% load).
- 3) All parameters are specified at 25°C ambient temperature unless otherwise indicated.

LNE LED Driver

48V Output (International AC Voltage)

LNE

HIGHLIGHTS & FEATURES

- Universal AC input voltage range 90-264Vac
- Up to 94% efficiency
- 6kV common mode & 4kV differential mode surge immunity
- Active PFC. Meets IEC/EN 61000-3-2, Class C
- Adjustable voltage & current; dimming option available
- IP65 or IP67 assembly for indoor and outdoor applications



GENERAL SPECIFICATIONS

OUTPUT	LNE-48V100W□□□	LNE-48V120W□□□	LNE-48V150W□□□	LNE-48V185W□□□
Nominal Output Voltage	48V	48V	48V	48V
LED System Voltage Range in CC Mode	24-48Vdc	24-48Vdc	24-48Vdc	24-48Vdc
Output Voltage Adjustment Range ¹⁾	43.0-53.0V	43.0-53.0V	43.0-53.0V	43.0-53.0V
Nominal Output Current	2.00A	2.50A	3.20A	3.90A
Output Current Adjustment Range ¹⁾	1.00-2.00A	1.25-2.50A	1.60-3.20A	1.95-3.90A
Output Power	96W	120W	153.6W	187.2W
Line Regulation	± 0.5% (@ 90-264Vac)			
Load Regulation	± 0.5% (@ 90-264Vac, 0-95% load)			
PARD (20MHz)	< 200mVpp			
Hold-up Time	16ms typ. @ 115Vac & 230Vac (100% load)			
INPUT				
Input Voltage Range	90-264Vac			
Input Frequency	47-63Hz			
Input Current	1.30A max. @ 115Vac, 0.65A max. @ 230Vac	1.50A max. @ 115Vac, 0.70A max. @ 230Vac	1.80A max. @ 115Vac, 0.85A max. @ 230Vac	2.20A max. @ 115Vac, 1.00A max. @ 230Vac
Efficiency at 100% Load	92.0% typ. @ 115Vac, 93.0% typ. @ 230Vac	92.0% typ. @ 115Vac, 93.5% typ. @ 230Vac	91.5% typ. @ 115Vac, 94.0% typ. @ 230Vac	91.5% typ. @ 115Vac, 94.0% typ. @ 230Vac
Max Inrush Current (Cold Start)	65A typ. @ 230Vac			
Power Factor	0.98 typ. @ 115Vac, 0.95 typ. @ 230Vac		0.98 typ. @ 115Vac, 0.95 typ. @ 230Vac	
Leakage Current	< 0.75mA @ 264Vac			
MECHANICAL				
Case Cover / Chassis	Aluminium			
Dimensions (L x W x D)	220 x 68 x 38.8 mm (8.66" x 2.68" x 1.53")		228 x 68 x 38.8 mm (8.98" x 2.68" x 1.53")	
Unit Weight	0.98 kg (2.16 lb)	0.98 kg (2.16 lb)	1.04 kg (2.29 lb)	1.04 kg (2.29 lb)
Cooling System	Convection			
Input Cable	VDE H05RN-F3G1.0mm ² (Line: Brown, Neutral: Blue, PE: Green/Yellow)			
Output Cable	VDE H07RN-F2x1.5mm ² (Positive: Red, Negative: Black)			
Dimming Cable	VDE H05RN-F2x1.0mm ² (Positive: White, Negative: Blue)			
MTBF ²⁾	> 700,000 hrs	> 700,000 hrs	> 700,000 hrs	> 700,000 hrs
ENVIRONMENT				
Operating Temperature	-40°C to +70°C			
Storage Temperature	-40°C to +85°C			
Power De-rating	> 60°C (4% / °C)			
Operating Humidity	5 to 95% RH (Non-Condensing)			
Operating Altitude	0 to 3,000m (0 to 9,840 ft)			
Degree of Protection	IP65 (LNE-48V□□□WA□□); IP67 (LNE-48V□□□WD□□)			

Notes

- 1) For LNE-48V□□□WA□□□ package type only.
- 2) MTBF as per Telcordia SR-332 (I/P: 115Vac, O/P: 100% load).
- 3) All parameters are specified at 25°C ambient temperature unless otherwise indicated.

LNE LED Driver

54V Output (North American AC Voltage)



LNE

HIGHLIGHTS & FEATURES

- Universal AC input voltage range 90-305Vac
- Up to 94% efficiency
- 6kV common mode & 4kV differential mode surge immunity
- Active PFC. Meets IEC/EN 61000-3-2, Class C
- Adjustable voltage & current; dimming option available
- IP65 or IP67 assembly for indoor and outdoor applications

GENERAL SPECIFICATIONS

OUTPUT	LNE-54V150W□□□	LNE-54V185W□□□
Nominal Output Voltage	54V	54V
LED System Voltage Range in CC Mode	24-54Vdc	24-54Vdc
Output Voltage Adjustment Range ¹⁾	49.0-58.0V	49.0-58.0V
Nominal Output Current	2.80A	3.45A
Output Current Adjustment Range ¹⁾	1.40-2.80A	1.725-3.45A
Output Power	151.2W	186.3W
Line Regulation	± 0.5% (@ 90-305Vac)	
Load Regulation	± 0.5% (@ 90-305Vac, 0-95% load)	
PARD (20MHz)	< 200mVpp	
Hold-up Time	16ms typ. @ 115Vac & 230Vac & 277Vac (100% load)	
INPUT		
Input Voltage Range	90-305Vac	
Input Frequency	47-63Hz	
Input Current	1.80A max. @ 115Vac, 0.85A max. @ 230Vac, 0.80A max. @ 277Vac	2.20A max. @ 115Vac, 1.00A max. @ 230Vac, 0.90A max. @ 277Vac
Efficiency at 100% Load	91.5% typ. @ 115Vac, 94.0% typ. @ 230Vac & 277Vac	91.5% typ. @ 115Vac, 94.0% typ. @ 230Vac & 277Vac
Max Inrush Current (Cold Start)	65A typ. @ 230Vac	
Power Factor	0.98 typ. @ 115Vac, 0.95 typ. @ 230Vac, 0.92 typ. @ 277Vac	
Leakage Current	< 0.75mA @ 305Vac	
MECHANICAL		
Case Cover / Chassis	Aluminium	
Dimensions (L x W x D)	228 x 68 x 38.8 mm (8.98" x 2.68" x 1.53")	
Unit Weight	1.04 kg (2.29 lb)	1.04 kg (2.29 lb)
Cooling System	Convection	
Input Cable	UL	SJTW 18AWGX3C (Line: Brown, Neutral: Blue, PE: Green/Yellow)
Output Cable	UL	SJTW 14AWGX2C (Positive: Red, Negative: Black)
Dimming Cable	UL	SJTW 18AWGX2C (Positive: White, Negative: Blue)
MTBF ²⁾	> 700,000 hrs	> 700,000 hrs
ENVIRONMENT		
Operating Temperature	-40°C to +70°C	
Storage Temperature	-40°C to +85°C	
Power De-rating	> 60°C (4% / °C)	
Operating Humidity	5 to 95% RH (Non-Condensing)	
Operating Altitude	0 to 3,000m (0 to 9,840 ft)	
Degree of Protection	IP65 (LNE-54V□□□WA□□); IP67 (LNE-54V□□□WD□□)	

Notes

- 1) For LNE-54V□□□WA□□□ package type only.
- 2) MTBF as per Telcordia SR-332 (I/P: 115Vac, O/P: 100% load).
- 3) All parameters are specified at 25°C ambient temperature unless otherwise indicated.

LNE LED Driver

54V Output (International AC Voltage)

LNE

HIGHLIGHTS & FEATURES

- Universal AC input voltage range 90-264Vac
- Up to 94% efficiency
- 6kV common mode & 4kV differential mode surge immunity
- Active PFC. Meets IEC/EN 61000-3-2, Class C
- Adjustable voltage & current; dimming option available
- IP65 or IP67 assembly for indoor and outdoor applications



GENERAL SPECIFICATIONS

OUTPUT	LNE-54V150W□□□	LNE-54V185W□□□
Nominal Output Voltage	54V	54V
LED System Voltage Range in CC Mode	24-54Vdc	24-54Vdc
Output Voltage Adjustment Range ¹⁾	49.0-58.0V	49.0-58.0V
Nominal Output Current	2.80A	3.45A
Output Current Adjustment Range ¹⁾	1.40-2.80A	1.725-3.45A
Output Power	151.2W	186.3W
Line Regulation	± 0.5% (@ 90-264Vac)	
Load Regulation	± 0.5% (@ 90-264Vac, 0-95% load)	
PARD (20MHz)	< 200mVpp	
Hold-up Time	16ms typ. @ 115Vac & 230Vac (100% load)	
INPUT		
Input Voltage Range	90-264Vac	
Input Frequency	47-63Hz	
Input Current	1.80A max. @ 115Vac, 0.85A max. @ 230Vac	2.20A max. @ 115Vac, 1.00A max. @ 230Vac
Efficiency at 100% Load	91.5% typ. @ 115Vac, 94.0% typ. @ 230Vac	91.5% typ. @ 115Vac, 94.0% typ. @ 230Vac
Max Inrush Current (Cold Start)	65A typ. @ 230Vac	
Power Factor	0.98 typ. @ 115Vac, 0.95 typ. @ 230Vac	
Leakage Current	< 0.75mA @ 264Vac	
MECHANICAL		
Case Cover / Chassis	Aluminium	
Dimensions (L x W x D)	228 x 68 x 38.8 mm (8.98" x 2.68" x 1.53")	
Unit Weight	1.04 kg (2.29 lb)	1.04 kg (2.29 lb)
Cooling System	Convection	
Input Cable	VDE	H05RN-F3G1.0mm ² (Line: Brown, Neutral: Blue, PE: Green/Yellow)
Output Cable	VDE	H07RN-F2x1.5mm ² (Positive: Red, Negative: Black)
Dimming Cable	VDE	H05RN-F2x1.0mm ² (Positive: White, Negative: Blue)
MTBF ²⁾	> 700,000 hrs	> 700,000 hrs
ENVIRONMENT		
Operating Temperature	-40°C to +70°C	
Storage Temperature	-40°C to +85°C	
Power De-rating	> 60°C (4% / °C)	
Operating Humidity	5 to 95% RH (Non-Condensing)	
Operating Altitude	0 to 3,000m (0 to 9,840 ft)	
Degree of Protection	IP65 (LNE-54V□□□WA□□); IP67 (LNE-54V□□□WD□□)	

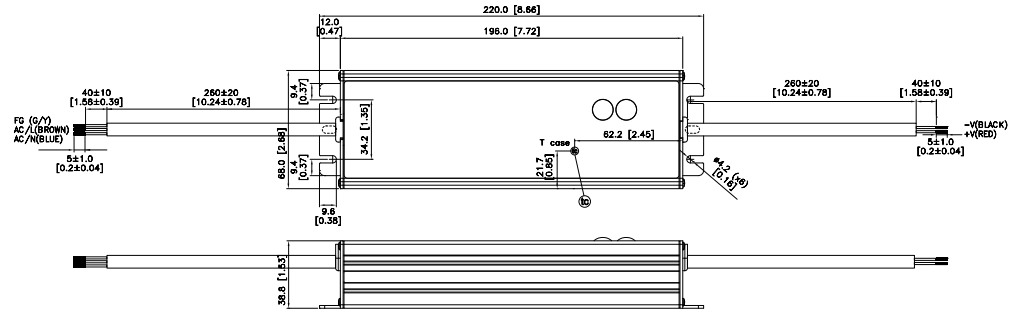
Notes

- 1) For LNE-54V□□□WA□□□ package type only.
- 2) MTBF as per Telcordia SR-332 (I/P: 115Vac, O/P: 100% load).
- 3) All parameters are specified at 25°C ambient temperature unless otherwise indicated.

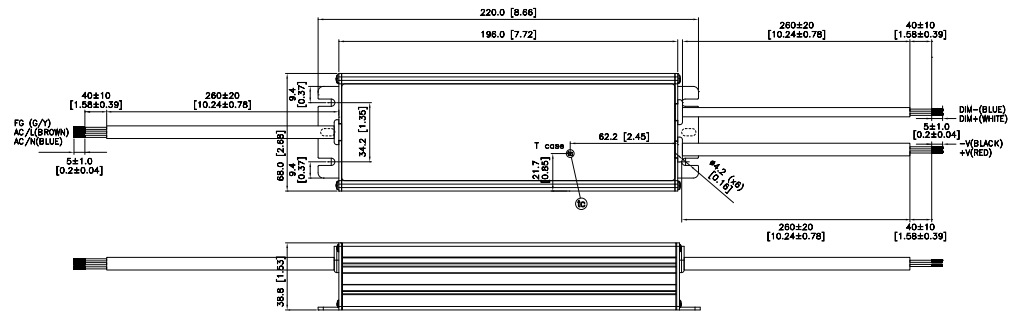
Mechanical Drawings

LED Driver

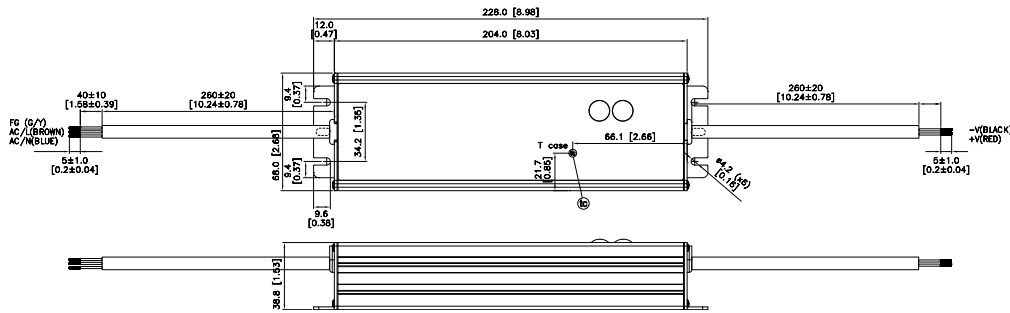
LNE-DV100WA□□, LNE-DV120WA□□



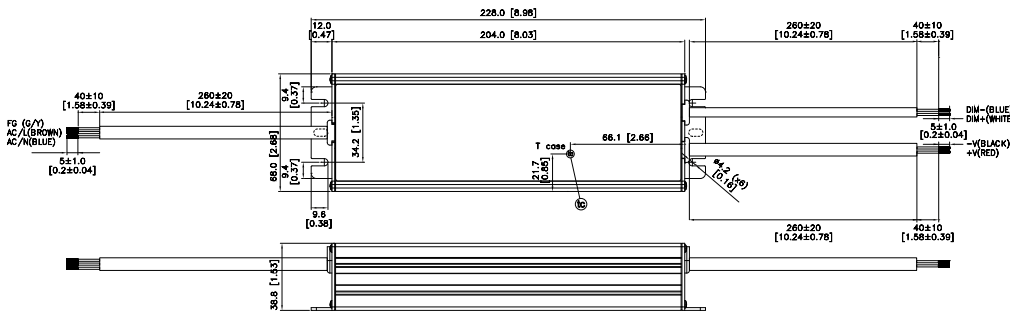
LNE-DV100WD□□, LNE-DV120WD□□



LNE-DV150WA□□, LNE-DV185WA□□



LNE-DV150WD□□, LNE-DV185WD□□



*Units in mm [inch]

Standards & Approvals

LED Driver

LED Driver	CE	CB Scheme to IEC 60950-1	CB Scheme to IEC 61347-1, IEC 61347-2-13	SIO or TUV or NEMKO to EN 60950-1	ENEC to EN 61347-1, EN 61347-2-13, EN 62384	Compliance to UL 60950-1	UL 8750	CSA C22.2 No. 60950-1	ATEX EN 60079-15	CSA C22.2 No. 213 and ANSI/ISA-12.12.09	CCC (China) to GB19519.1, GB19510.14	KC (Korea) to KC61347-1, KC61347-2-13, KC62384	PSE (Japan) to J61347-1, J61347-2-13	RoHS Directive 2011/65/EU	SEMI F47	EN 61000-3-2 (PFC), Class C	EN 61000-3-3 (Flicker)	EN 61547 (Immunity)	EN 55024 (Immunity)	EN 55015 (Emissions)	EN 55022 Class B (Emissions)	FCC Title 47 Class B (Emissions)
LNE-12V100WAAA							•									•	•	•	•	•	•	•
LNE-12V100WACA	•		•		•						•	•	•	•		•	•	•	•	•	•	•
LNE-12V100WDAA							•									•	•	•	•	•	•	•
LNE-12V100WDCA	•		•		•						•	•	•	•		•	•	•	•	•	•	•
LNE-12V120WAAA							•									•	•	•	•	•	•	•
LNE-12V120WACA	•		•		•						•	•	•	•		•	•	•	•	•	•	•
LNE-12V120WDAA							•									•	•	•	•	•	•	•
LNE-12V120WDCA	•		•		•						•	•	•	•		•	•	•	•	•	•	•
LNE-12V150WAAA							•									•	•	•	•	•	•	•
LNE-12V150WACA	•		•		•						•	•	•	•		•	•	•	•	•	•	•
LNE-12V150WDAA							•									•	•	•	•	•	•	•
LNE-12V150WDCA	•		•		•						•	•	•	•		•	•	•	•	•	•	•
LNE-12V185WAAA							•									•	•	•	•	•	•	•
LNE-12V185WACA	•		•		•						•	•	•	•		•	•	•	•	•	•	•
LNE-12V185WDAA							•									•	•	•	•	•	•	•
LNE-12V185WDCA	•		•		•						•	•	•	•		•	•	•	•	•	•	•
LNE-24V100WAAA							•									•	•	•	•	•	•	•
LNE-24V100WACA	•		•		•						•	•	•	•		•	•	•	•	•	•	•
LNE-24V100WDAA							•									•	•	•	•	•	•	•
LNE-24V100WDCA	•		•		•						•	•	•	•		•	•	•	•	•	•	•
LNE-24V120WAAA							•									•	•	•	•	•	•	•
LNE-24V120WACA	•		•		•						•	•	•	•		•	•	•	•	•	•	•
LNE-24V120WDAA							•									•	•	•	•	•	•	•
LNE-24V120WDCA	•		•		•						•	•	•	•		•	•	•	•	•	•	•
LNE-24V150WAAA							•									•	•	•	•	•	•	•
LNE-24V150WACA	•		•		•						•	•	•	•		•	•	•	•	•	•	•
LNE-24V150WDAA							•									•	•	•	•	•	•	•
LNE-24V150WDCA	•		•		•						•	•	•	•		•	•	•	•	•	•	•
LNE-24V185WAAA							•									•	•	•	•	•	•	•
LNE-24V185WACA	•		•		•						•	•	•	•		•	•	•	•	•	•	•
LNE-24V185WDAA							•									•	•	•	•	•	•	•
LNE-24V185WDCA	•		•		•						•	•	•	•		•	•	•	•	•	•	•

• Compliance

Standards & Approvals

LED Driver

LED Driver	CE	CB Scheme to IEC 60950-1	CB Scheme to IEC 61347-1, IEC 61347-2-13	SIO or TUV or NEMKO to EN 60950-1	ENEC to EN 61347-1, EN 61347-2-13, EN 62384	Compliance to UL 60950-1	UL 8750	CSA C22.2 No. 60950-1	ATEX EN 60079-15	CSA C22.2 No. 213 and ANSI/ISA-12.12.09	CCC (China) to GB19519.1, GB19510.14	KC (Korea) to KC61347-1, KC61347-2-13, KC62384	PSE (Japan) to J61347-1, J61347-2-13	RoHS Directive 2011/65/EU	SEMI F47	EN 61000-3-2 (PFC), Class C	EN 61000-3-3 (Flicker)	EN 61547 (Immunity)	EN 55024 (Immunity)	EN 55015 (Emissions)	EN 55022 Class B (Emissions)	FCC Title 47 Class B (Emissions)
LNE-36V100WAAA							•									•	•	•	•	•	•	•
LNE-36V100WACA	•		•		•						•	•	•	•		•	•	•	•	•	•	•
LNE-36V100WDAA							•									•	•	•	•	•	•	•
LNE-36V100WDCA	•		•		•						•	•	•	•		•	•	•	•	•	•	•
LNE-36V120WAAA							•									•	•	•	•	•	•	•
LNE-36V120WACA	•		•		•						•	•	•	•		•	•	•	•	•	•	•
LNE-36V120WDAA							•									•	•	•	•	•	•	•
LNE-36V120WDCA	•		•		•						•	•	•	•		•	•	•	•	•	•	•
LNE-36V150WAAA							•									•	•	•	•	•	•	•
LNE-36V150WACA	•		•		•						•	•	•	•		•	•	•	•	•	•	•
LNE-36V150WDAA							•									•	•	•	•	•	•	•
LNE-36V150WDCA	•		•		•						•	•	•	•		•	•	•	•	•	•	•
LNE-36V185WAAA							•									•	•	•	•	•	•	•
LNE-36V185WACA	•		•		•						•	•	•	•		•	•	•	•	•	•	•
LNE-36V185WDAA							•									•	•	•	•	•	•	•
LNE-36V185WDCA	•		•		•						•	•	•	•		•	•	•	•	•	•	•
LNE-48V100WAAA							•									•	•	•	•	•	•	•
LNE-48V100WACA	•		•		•						•	•	•	•		•	•	•	•	•	•	•
LNE-48V100WDAA							•									•	•	•	•	•	•	•
LNE-48V100WDCA	•		•		•						•	•	•	•		•	•	•	•	•	•	•
LNE-48V120WAAA							•									•	•	•	•	•	•	•
LNE-48V120WACA	•		•		•						•	•	•	•		•	•	•	•	•	•	•
LNE-48V120WDAA							•									•	•	•	•	•	•	•
LNE-48V120WDCA	•		•		•						•	•	•	•		•	•	•	•	•	•	•
LNE-48V150WAAA							•									•	•	•	•	•	•	•
LNE-48V150WACA	•		•		•						•	•	•	•		•	•	•	•	•	•	•
LNE-48V150WDAA							•									•	•	•	•	•	•	•
LNE-48V150WDCA	•		•		•						•	•	•	•		•	•	•	•	•	•	•
LNE-48V185WAAA							•									•	•	•	•	•	•	•
LNE-48V185WACA	•		•		•						•	•	•	•		•	•	•	•	•	•	•
LNE-48V185WDAA							•									•	•	•	•	•	•	•
LNE-48V185WDCA	•		•		•						•	•	•	•		•	•	•	•	•	•	•
LNE-54V150WAAA							•									•	•	•	•	•	•	•
LNE-54V150WACA	•		•		•						•	•	•	•		•	•	•	•	•	•	•
LNE-54V150WDAA							•									•	•	•	•	•	•	•
LNE-54V150WDCA	•		•		•						•	•	•	•		•	•	•	•	•	•	•
LNE-54V185WAAA							•									•	•	•	•	•	•	•
LNE-54V185WACA	•		•		•						•	•	•	•		•	•	•	•	•	•	•
LNE-54V185WDAA							•									•	•	•	•	•	•	•
LNE-54V185WDCA	•		•		•						•	•	•	•		•	•	•	•	•	•	•

• Compliance

Warranty

Delta warrants that the products ("Products") sold in this catalog will be free of defects in material and workmanship within the warranty period. The warranty does not apply to Products which have been subjected to abuse, misuse, accident, neglect, unauthorized and/or improper installation, operation, use, maintenance, repair or alteration, or accident of unusual deterioration or degradation of the Products or parts thereof due to physical environment beyond the requirements of the Product specifications.

Attention

- Delta will do our utmost in ensuring the accuracy of all information provided in the catalog and datasheets that are officially released and published. However, there may be instance where discrepancy occurs between the catalog and the datasheets. When such case happens, kindly refer to www.DeltaPSU.com for the latest catalog and datasheets or the datasheets shall take precedence over the catalog information.
- In our constant pursuit for product and quality excellence to fulfill market and customer demands, Delta shall reserve the rights to revise and update any information in this catalog without prior notification.

EMC Directives



At Delta, all of our products are designed to meet the highest quality standards. All national and international safety certifications including EMC directives are conducted by qualified and independent laboratories. For EMC directives' compliance, the power supplies are tested to ensure compliance as a stand-alone product. Power supplies like the panel mount and open frame types are typically considered component power supply. Therefore, Delta cannot guarantee the system which is installed with Delta's component power supply can meet the related EMC directives. Customers are advised to contact the system manufacturer for confirmation.

Availability

Products with "New" tab are slated for official release with immediate effect, while products with "Coming Soon" tab will be available within the next two months from this catalog's publication month (Refer to cover page). Kindly contact your local Delta distributor for availability, ordering and delivery details. You may also get in touch with us via the Feedback Form on www.deltapsu.com/feedback.

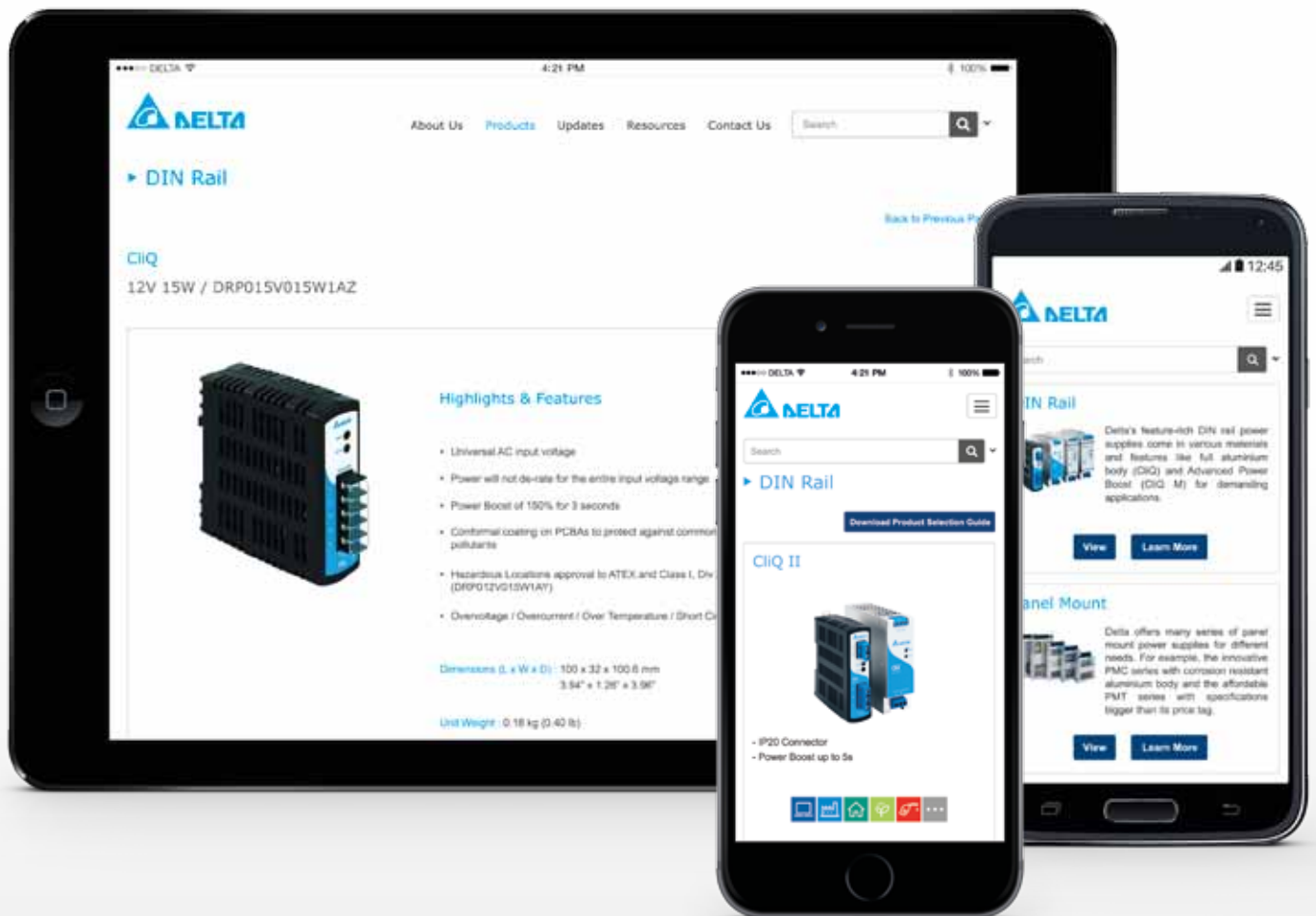
More Information Delta Standard Power Supplies

For more information, find us at:



Our responsive homepage adapts to desktop PC and mobile devices effortlessly.

Simply visit www.DeltaPSU.com for all your product needs.





ASIA

Delta Electronics (Thailand) PCL.

909 Soi 9, Moo 4, Bangpoo Industrial Estate
(E.P.Z.), Pattana 1 Rd., T. Phrakasa, A. Muang,
Samutprakarn 10280, Thailand
Tel: +662 709 2800
Fax: +662 709 2827

Delta Greentech (China) Co.,Ltd.

10F, Jiangnan Shipyard Building,
No.600 Luban Road, New Huangpu District,
Shanghai, P.R.C. 200023
Tel: +86 21 63012827
Fax: +86 21 63012307

Delta Electronics, Inc.

3 Tungyuan Road, Chungli Industrial Zone,
Taoyuan County 32063, Taiwan, R.O.C
Tel: +886 3 452 6107
Fax: +886 3 434 3617

Delta India Electronics Pvt. Ltd.

Plot No. 43, Sector - 35, HSIIDC,
Gurgaon, Haryana 122001
Tel: +91 124 4874900
+91 124 4169040
Fax: +91 124 4874945

Delta Electronics (Japan), Inc.

2-1-14 Shibadaimon, Minato-Ku,
Tokyo, 105-0012, Japan
Tel: +81 3 5733 1177
Fax: +81 3 5733 1277

Delta Electronics (Korea), Inc.

1511, Byucksan Digital Valley 6-Cha,
Gasan-dong, Geumcheon-gu,
Seoul, 153-704, Korea
Tel: +82 2 515 5303
+82 2 515 5305
Fax: +82 2 515 5302

NORTH AMERICA

Delta Products Corporation North American Headquarters

46101 Fremont Blvd
Fremont, CA 94538, U.S.A.
Tel: +1 510 668 5100

CENTRAL AND SOUTH AMERICA

Delta Greentech (Brasil) S.A.

Rua Itapeva, 26 - 3º andar - Bela Vista
01332-000 São Paulo/SP - Brasil
Tel: +55 11 3568 3850
Fax: +55 11 3568 3865

Delta Electronics International Mexico, S.A. de C.V.

Via Gustavo Baz # 2160, Fracc. Ind. La Loma
Tlalnepantla de Baz, Estado de México
C.P. 54060, Mexico
Tel: +52 55 2628 3015

EUROPE

Amsterdam Office Deltronics (Netherlands) B.V.

Zandsteen 15
2132 MZ Hoofddorp, The Netherlands
Tel: +31 20 655 0975
Fax: +31 20 655 0999

Authorized Distributor:

www.DeltaPSU.com | info@deltapsu.com

April 2017 - All information and specifications are subjected to change without prior notice.

X-ON Electronics

Largest Supplier of Electrical and Electronic Components

Click to view similar products for [LED Power Supplies](#) category:

Click to view products by [Delta](#) manufacturer:

Other Similar products are found below :

[ESS015W-1000-12](#) [PDA-WIFI](#) [PIFC-K250F](#) [PITB-K222A](#) [ALD-514012PJ134](#) [LB240S24KH](#) [LMH020-SPLC-0000-0000001](#) [79534](#) [79535](#)
[EUG-200S210DT](#) [ESS030W-1050-21](#) [ESS030W-0900-32](#) [BPOXL 4-12-035](#) [ESS010W-0350-24](#) [ESS010W-0200-42](#) [ESM060W-1400-42](#)
[PDA080B-1A0G](#) [ESS010W-0500-12](#) [PDA150B-S1A5G](#) [SLM140W-1.05-130-ZA](#) [ESS015W-0700-18](#) [EUD-150S350DVA](#) [LWA320-C420-](#)
[ARK-B](#) [HVG-240-48AB](#) [HVG-320-36AB](#) [HVG-320-54AB](#) [ELG-240-C1400AB](#) [EUK-150S105DV](#) [BXCS-12Z-N2P-B1-A](#) [BXPR-WN-01-A](#)
[LN1224CV](#) [BXCS-12D-N2P-01-A](#) [BXCS-12W-N2P-01-A](#) [HBG-160-24AB](#) [980100001200394](#) [980060001200376](#) [LC 14W 250-350MA](#)
[FLEXC R ADV2](#) [LC 24W 500-600MA FLEXC R ADV2](#) [LC 36W 850-900MA FLEXC R ADV2](#) [LC 50W 200-350ML 170V FLEXC LP](#)
[SNC4](#) [LC 25W 200-350ML 70V FLEXC LP SNC4](#) [LC 35W 200-350ML 121V FLEXC LP SNC4](#) [LCBI 10W 350MA PHASE-CUT/1-10V LP](#)
[LC 13W 300MA FIXC C SNC](#) [LC 10W 250MA FIXC SC SNC2](#) [LC 35W 800MA FIXC SR ADV2](#) [LC 38W 900MA FIXC SR ADV2](#) [LC](#)
[34W 800MA FIXC SC ADV2](#) [LC 44W 1050MA FIXC SC ADV2](#) [LC 38W 900MA 42V FIXC SRL ADV2](#)