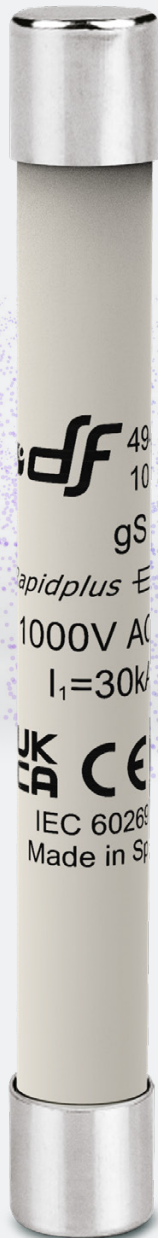


**Rapidplus®**



# gS CYLINDRICAL

semiconductor protection  
fuse links



**PROTECTING  
THE WORLD**



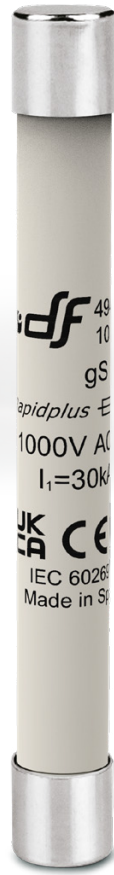


RATED VOLTAGE  
1000V AC

RATED CURRENT  
1A...20A

BREAKING CAPACITY  
30kA

STANDARDS  
IEC/EN 60269-1  
IEC/EN 60269-4



## Rapidplus® Cylindrical fuse links for semiconductors

RAPIDPLUS CYL 10x85 gS 1.000V fuse links are capable of clearing all types of overcurrents, overloads as well as short-circuits, thus the fuse links protect semiconductors as well as cables and all switchgear of installation.

For this reason there are high speed fuse links for this specific purpose, with very fast melting characteristics, low let-through energy values (I<sub>2</sub>t) and adequate selective coordination with protection devices upstream.

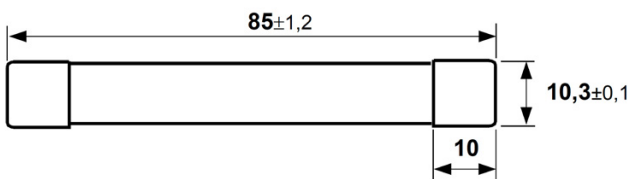
The range comprises the following fuse links:

→ Size 10x85 1000V AC 1A to 20A

This product range is mainly intended for the protection of auxiliary circuits in photovoltaic plants with string-type inverters with voltages up to 1.000V AC, although it can be used in any application such as rectifiers, UPS, converters, motor drives, soft starters, solid state relays, welding inverters, etc.



## Dimensions



Weight 14gr

## Range

I <sub>n</sub> (A)	REFERENCE	PACKING Uni /BOX
1	<b>494001</b>	10
2	<b>494002</b>	10
3	<b>494003</b>	10
4	<b>494004</b>	10
5	<b>494005</b>	10
6	<b>494006</b>	10
8	<b>494008</b>	10
10	<b>494010</b>	10
12	<b>494012</b>	10
16	<b>494016</b>	10
20	<b>494020</b>	10

## Technical data

Rated voltage	1000V AC +10%
Rated current	1A...20A
Rated breaking capacity	30kA
Operating class	gS
Rated frequency	42...62Hz
Storage temperature	-40°C ... 90°C
Operating temperature *	-40°C ... 80°C

\* For ambient temperatures higher than 25°C it is necessary to apply a derating in maximum current.

## Power dissipation

I <sub>n</sub> (A)	POWER DISSIPATION I <sub>n</sub> (W)	POWER DISSIPATION 0,8 · I <sub>n</sub> (W)	PREARcing I <sub>t</sub> (A <sup>2</sup> S)	I <sub>t</sub> 1000V (A <sup>2</sup> S)
1	0,75	0,45	0,2	0,42
2	1	0,6	2	4,4
3	1,1	0,65	14	19
4	1,2	0,7	41	56
5	1,3	0,77	80	107
6	1,5	0,89	12	44
8	1,6	0,93	46	176
10	1,7	1	74	240
12	1,8	1,06	145	470
16	3,1	1,82	190	615
20	3,3	1,95	415	1380

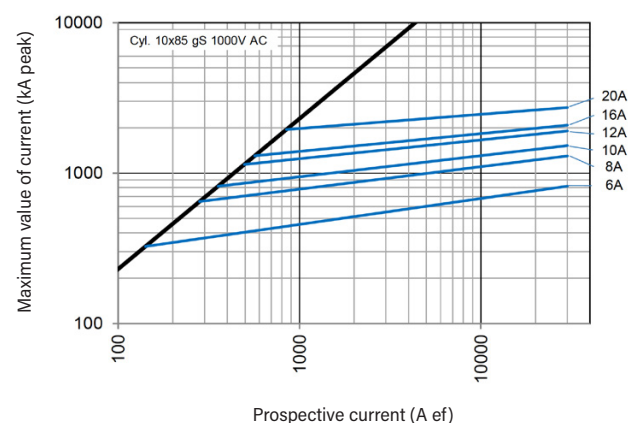
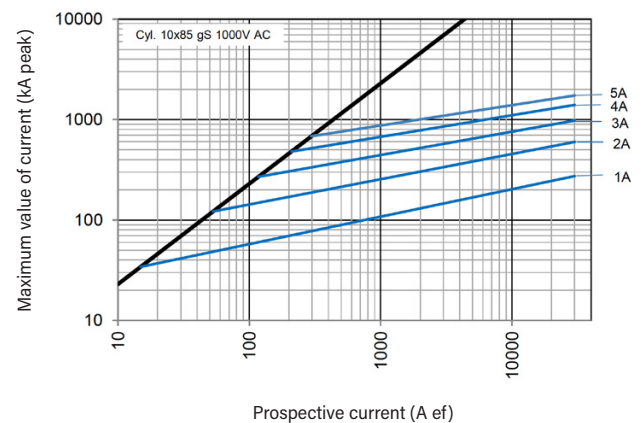
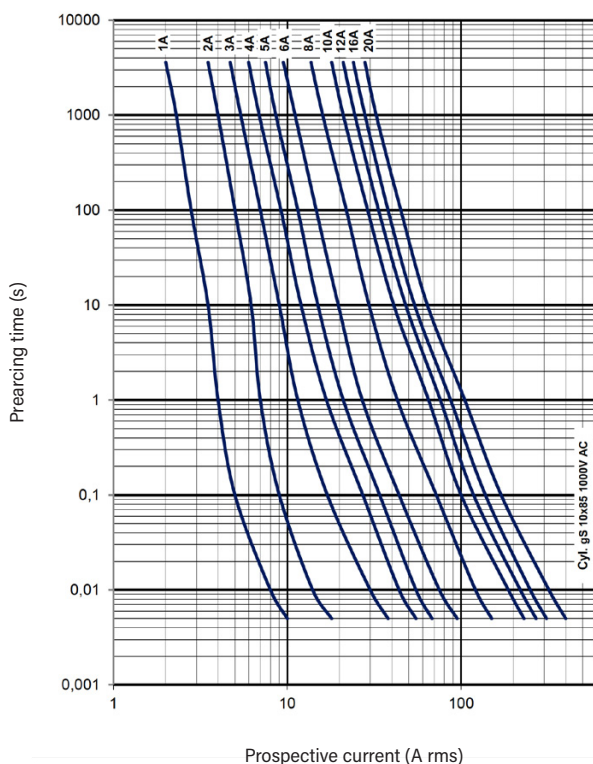
## Standards

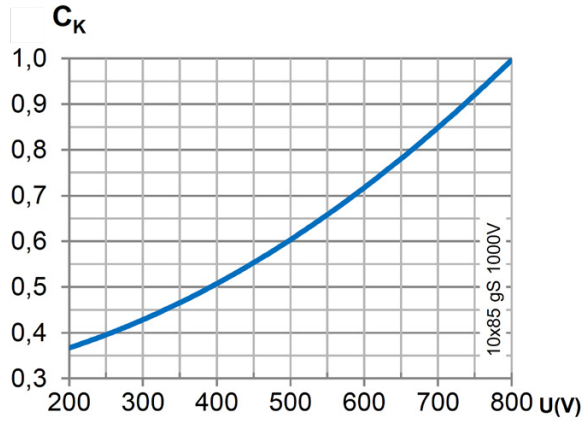
IEC/EN 60269-1  
IEC/EN 60269-4  
RoHS Compliant



## Cut-off characteristics

## t-I characteristics

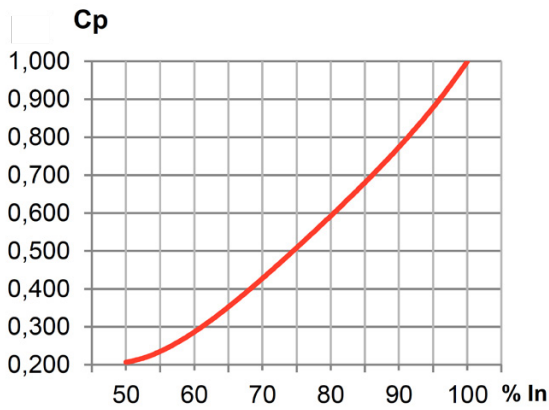




## I<sup>2</sup>t Correction factor

The total clearing I<sup>2</sup>t at rated voltage and at power factor of 0,15 are given in the electrical characteristics.

For other voltages, the clearing I<sup>2</sup>t is found by multiplying by correction factor, K.

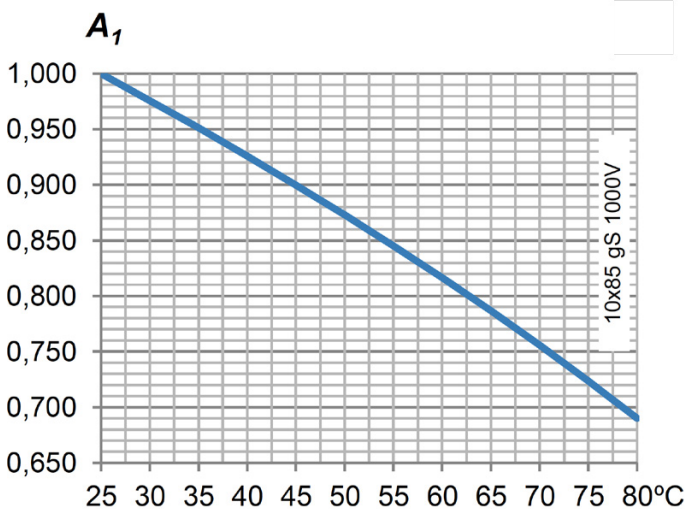


## Correction factor for power loss

Watts loss at rated current are given in the electrical characteristics. The curve allows the calculation of the power losses at load currents lower than the rated value.

The correction factor C<sub>p</sub>, is given as a function of the RMS load current I<sub>b</sub> in % of the rated current.

## Ambient temperature derating factor



t <sub>a</sub> (°C)	A <sub>1</sub>
25	1,00
30	0,98
35	0,95
40	0,93
45	0,90
50	0,87
55	0,84
60	0,82
65	0,79
70	0,76
75	0,72
80	0,69

# Compatible




**PATENTED  
DESIGN**

## PMLe fuse holder

REFERENCE	POLES	MODULE (mm)	PACKING Uni /BOX
<b>485705</b>	1P	22,5	10/100







# PROTECTING THE WORLD



### HEAD OFFICE AND FACTORY

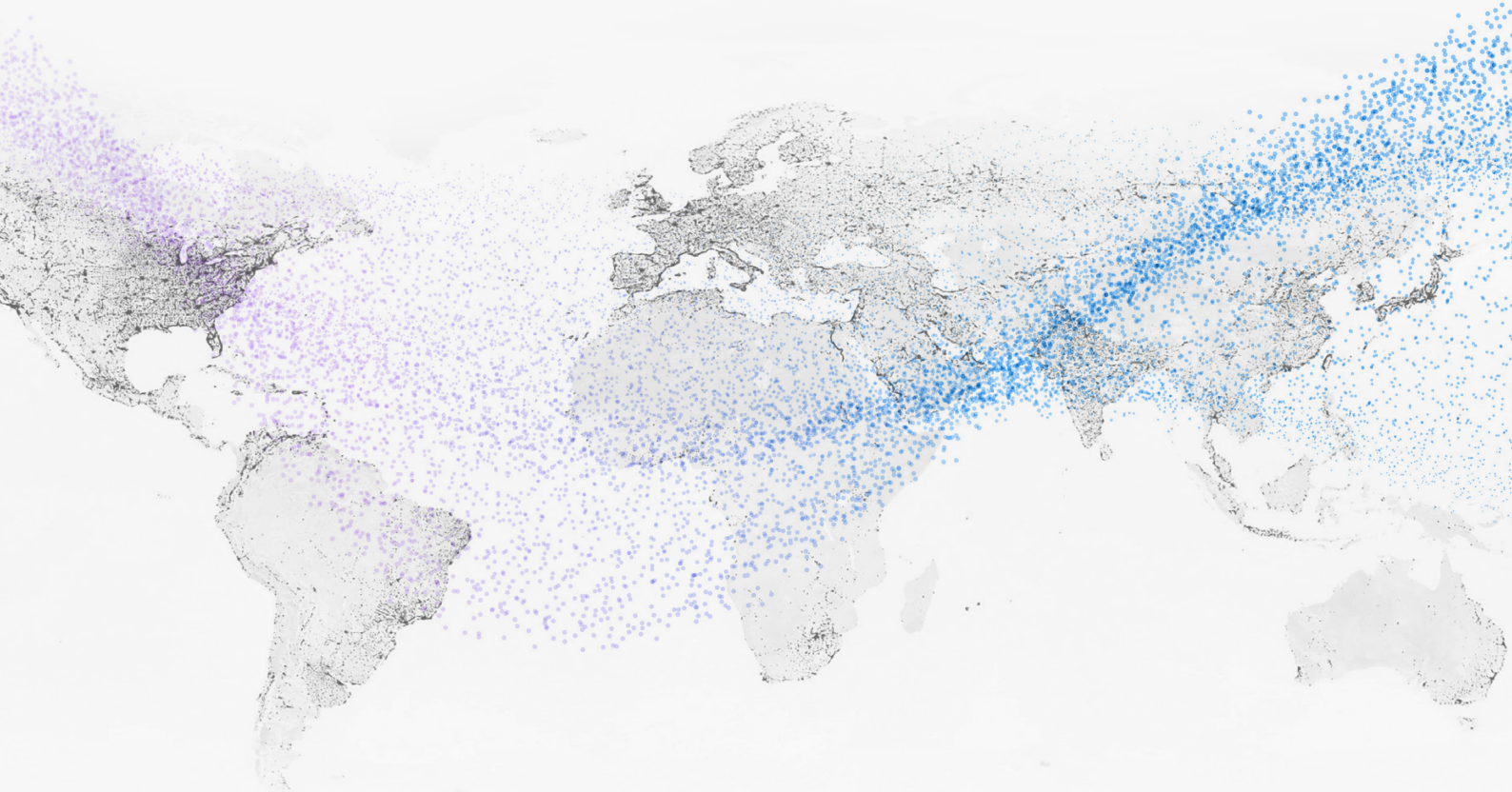
SILICI, 67-69  
08940 CORNELLA DE LLOBREGAT  
BARCELONA · SPAIN  
Tel. +34 93 377 85 85  
Fax +34 93 377 82 82

### INTERNATIONAL SALES

Tel. +34 93 475 08 64  
Fax +34 93 480 07 75  
export@dfelectric.es

### NATIONAL SALES

Tel. 93 475 08 64  
Fax 93 480 07 76  
comercial@dfelectric.es



dfelectric.es



According to the waste of electrical and electronic equipment directive, electrical material should not be part of the usual waste. This symbol alerts users that these products should be recycled according to local environmental waste disposal regulations.



The "electro technical expert" logo marked on the products included in this data sheet indicates that the installation of these products must be carried out by expert personnel with specialized knowledge.



To prevent electrical hazards, carry out the installation without voltage.



**Safety notice**  
Please capture the following QR code and read our safety notice carefully before installing our products.



The data reflected in this technical record are subject to the correct installation of the product in accordance with manufacturer's instructions, relevant installation standards and professional practices, maintained and used in applications for which they were made.

The products described in this document have been designed, developed and tested in accordance with specific standard. They are considered components that are integrated as part of installation, machine or equipment. The correct general operation of the referred product is responsibility of the manufacturer of the installation, machine or equipment.

DF ELECTRIC cannot guarantee the characteristics of an installation, machine or equipment that has been designed by a third party. Once a product has been selected, the user must verify that it is appropriate for its application, through the verifications and/or tests that it deems appropriate.

DF ELECTRIC retains the right to change the dimensions, specifications, materials or design of its products at any time with or without notice.

## X-ON Electronics

Largest Supplier of Electrical and Electronic Components

*Click to view similar products for [DF Electric manufacturer](#):*

Other Similar products are found below :

[326630](#) [354172](#) [365020](#) [365025](#) [365030](#) [365035](#) [365045](#) [365055](#) [365065](#) [365070](#) [365085](#) [365225](#) [365230](#) [365235](#) [365240](#) [365245](#)  
[365250](#) [365255](#) [365260](#) [365270](#) [365280](#) [365282](#) [365290](#) [365350](#) [365360](#) [365370](#) [365380](#) [365387](#) [365390](#) [365392](#) [365395](#) [365397](#)  
[365465](#) [365467](#) [365470](#) [365472](#) [365475](#) [365480](#) [365485](#) [370065](#) [370070](#) [371025](#) [371030](#) [371035](#) [371045](#) [371050](#) [371055](#) [371060](#)  
[371070](#) [371380](#)