


Digital-output relative humidity & temperature sensor/module – DHT11



Resistive-type humidity and temperature module/sensor

1. Feature & Application:

- * Full range temperature compensated
- * Relative humidity and temperature measurement
- * Calibrated digital signal
- * Outstanding long-term stability
- * Extra components not needed
- * Long transmission distance
- * Low power consumption
- * 4 pins packaged and fully interchangeable

2. Description:

DHT11 output calibrated digital signal. It utilizes exclusive digital-signal-collecting-technique and humidity sensing technology, assuring its reliability and stability. Its sensing elements is connected with 8-bit single-chip computer.

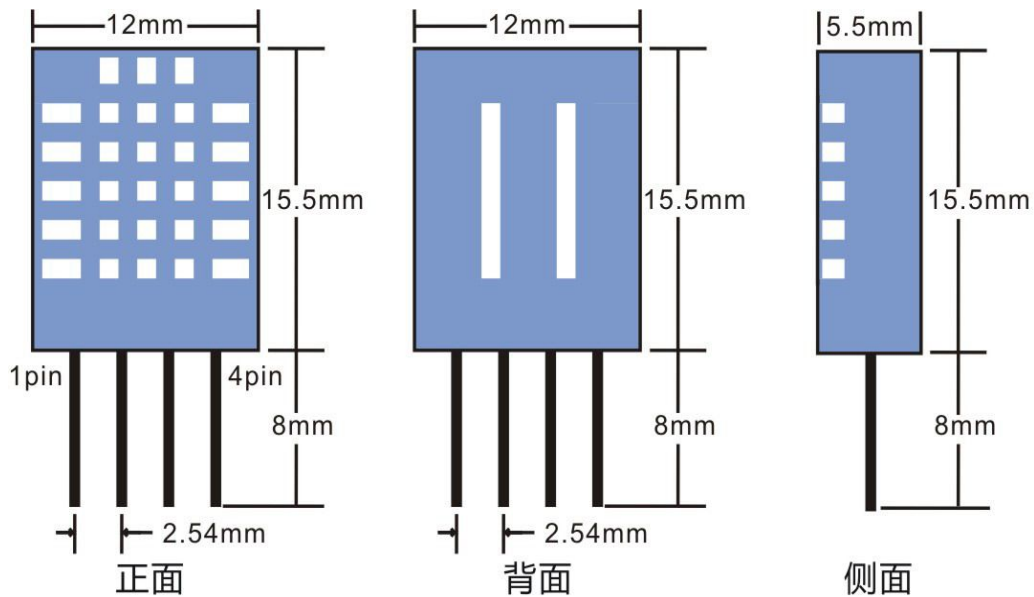
Every sensor of this model is temperature compensated and calibrated in accurate calibration chamber and the calibration-coefficient is saved in OTP memory.

Small size & low consumption & long transmission distance(20m) enable DHT11 to be suited in all kinds of harsh application occasions. Single-row packaged with four pins, making the connection very convenient.

3. Technical Specification:

Model	DHT11	
Power supply	3-5.5V DC	
Output signal	digital signal via single-bus	
Sensing element	Polymer resistor	
Measuring range	humidity 20-90%RH; temperature 0-50 Celsius	
Accuracy	humidity $\pm 4\%$ RH (Max $\pm 5\%$ RH); temperature ± 2.0 Celsius	
Resolution or sensitivity	humidity 1% RH;	temperature 0.1 Celsius
Repeatability	humidity $\pm 1\%$ RH;	temperature ± 1 Celsius
Humidity hysteresis	$\pm 1\%$ RH	
Long-term Stability	$\pm 0.5\%$ RH/year	
Sensing period	Average: 2s	
Interchangeability	fully interchangeable	
Dimensions	size 12*15.5*5.5mm	

4. Dimensions: (unit----mm)

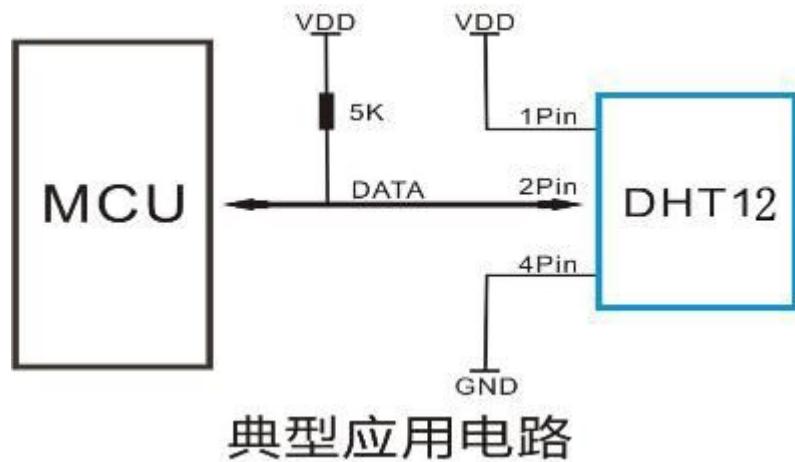


Front view

Back view

Side view

5. Typical application



3Pin-NULL, MCU=Microcomputer or single-chip computer

6. Operating specifications:

(1) Power and Pins

Power's voltage should be 3-5.5V DC. When power is supplied to sensor, don't send any instruction to the sensor within one second to pass unstable status. One capacitor valued 100nF can be added between VDD and GND for power filtering.

(2) Communication and signal

Single-bus data is used for communication between MCU and DHT11.

7. Electrical Characteristics:

Item	Condition	Min	Typical	Max	Unit
Power supply	DC	3	5	5.5	V
Current supply	Measuring	0.5		2.5	mA
	Stand-by	100	Null	150	uA
	Average	0.2	Null	1	mA

X-ON Electronics

Largest Supplier of Electrical and Electronic Components

Click to view similar products for [Development Boards & Kits - AVR category](#):

Click to view products by [DF Robot manufacturer](#):

Other Similar products are found below :

[3264](#) [ATAVRPARROT](#) [ATSAMR21B18MZ210PAT](#) [CS-EASE-03](#) [EV35F40A](#) [A100053](#) [ARDUINO MKR ENV SHIELD REV2](#)
[ARDUINO PORTENTA BREAKOUT](#) [TPX00031](#) [SENSOR KIT](#) [ARDUINO ETH SHIELD 2 WITHOUT POE](#) [ABX00047](#) [IOT STARTER](#)
[CARRIER](#) [NICLA SENSE ME](#) [NICLA VISION](#) [NANO RP2040 CONNECT WITHOUT HEADERS](#) [NANO RP2040 CONNECT WITH](#)
[HEADERS](#) [ARDUINO ENGINEERING KIT REV2](#) [EXPLORE IOT KIT](#) [1222](#) [MIKROE-2474](#) [1260](#) [KIT0018](#) [1405](#) [DEV-10914](#) [1500](#)
[1639](#) [1657](#) [174](#) [193](#) [2000](#) [2010](#) [3208](#) [ATRCB256RFR2](#) [ATXMEGAA1U-XPRO](#) [2085](#) [ATSTK600-SC48](#) [2290](#) [2488](#) [DEV-11520](#) [2590](#)
[296](#) [3000](#) [ATAVRBLE-IOT](#) [ATTINY416-XNANO](#) [DFR0010](#) [DFR0100](#) [DFR0164](#) [DFR0191](#) [DFR0221](#) [DFR0222](#) [DFR0225](#)