

Neon Indicators


TWO TERMINALS—FULLY INSULATED
WITH BUILT IN RESISTORS
FOR MOUNTING IN 15/32" CLEARANCE HOLE

MEET OR EXCEED ENVIRONMENTAL AND OPERATIONAL REQUIREMENTS
OF MIL-L-6723 AND MIL-L-3661B


When connecting a neon light to a circuit having one side grounded, always connect the hot side of the circuit to the terminal marked + (Center Contact).



T-2
C7A (NE-2D)
C9A (NE-2J)
MIDGET
FLANGE BASE
See lamp ratings
on page L.



137-8836-0931-552
Stovepipe



137-8836-1531-552
Cylindrical

FEATURES

- **Rugged-phenolic insulated:** The socket, lamp, and all connections are well insulated from the mounting bushing by means of phenolic material of military specification grade.
- **Ultra-compact;** conserves space and weight.
- **Lens cap assembly unscrews** from front of panel for easy replacement of the lamp.
- **The shank of the lens holder is crimped in 3 evenly spaced places** to secure the lamp.
- **Anti-rotation (locked) construction.**

MATERIAL AND FINISHES

- **Mounting Bushing:** Aluminum, black anodize finish. Optional—clear anodize finish.
- **Internal-tooth Lockwasher and Mounting nut:** Steel, cadmium plated with yellow iridescent chromate finish.
- **Terminals:** Brass, hot tinned with elongated slot.
- **Lens:** High impact plastic.

How to designate the Three Digit Part Number Suffix (—XXX).

Finish	Resistor	Hardware
5 — black anodize	1 — 22K* (with NE-2J lamp)	2 — steel
6 — clear anodize	3 — 33K (with NE-2J lamp)	
	5 — 62K* (with NE-2D lamp)	
	7 — 100K (with NE-2D lamp)	

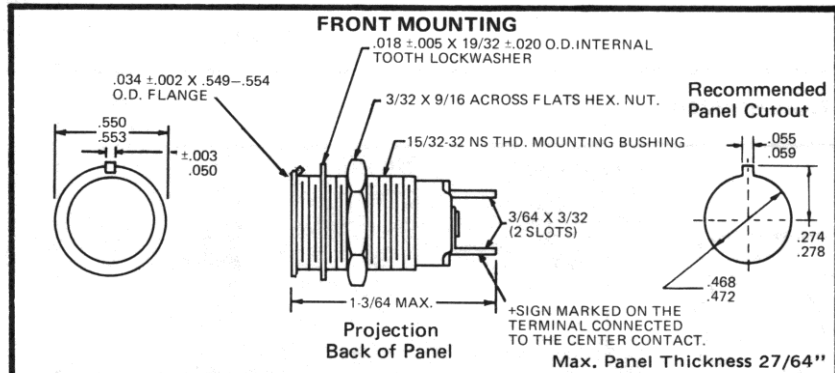
Example: 137-8836-0931-672 (clear anodize finish, 100K resistor, steel hardware).

*Standard value

These assemblies are similar in every respect to the MS assemblies (137-8836-0931-552 Series) listed on the next page, except that they offer **optional** features not covered by MS. Finishes: Standard—black anodize; **optional**—clear anodize.

137 SERIES

BASE PART NUMBERS



137-8836-09-552
with built in 62K resistor*
accommodates C7A (NE-2D)

137-8864-09-512
with built in 22K resistor*
accommodates C9A (NE-2J)

CAP PART NUMBERS

COMPLETE ASSEMBLY PART NUMBERS

<p>STOVEPIPE 137-0931 transparent</p>	137-8836-0931-552	137-8864-0931-512
<p>CYLINDRICAL 137-1531 transparent</p> <p>For legends on flat faced lens, see page P.</p>	137-8836-1531-552	137-8864-1531-512

*Standard value of patented built in resistors; other values optional.

Part numbers listed in this catalog designate products with RED lens. For ordering lens colors other than red, consult chart on page 4C.

Order complete with lamp to be assured of receiving the indicator light and correct lamp together for immediate use.

Part numbers shown in gray are normally in inventory at your Dialight Distributor.

X-ON Electronics

Largest Supplier of Electrical and Electronic Components

Click to view similar products for [Lamp Lenses](#) category:

Click to view products by [Dialight](#) manufacturer:

Other Similar products are found below :

[D38999/20ZA35BA](#) [D38999/20ZA98JA](#) [D38999/20ZA98SA-LC](#) [D38999/20ZC35HA](#) [D38999/20ZG11AA](#) [D38999/20ZG11HA](#)
[D38999/20ZG16AA](#) [D38999/20ZG16BA](#) [D38999/20ZG16SA](#) [D38999/20ZG35HA](#) [D38999/20ZG39PA-LC](#) [D38999/20ZG41AA](#)
[D38999/20ZG41PA-LC](#) [D38999/20ZG41SA](#) [801-0334-500](#) [810-0331-500](#) [812-0974](#) [140-1475-003](#) [DTS20Z21-11AA](#) [DTS20Z21-11PA-LC](#)
[DTS20Z21-11SA](#) [DTS20Z21-16AA](#) [DTS20Z21-16BA](#) [DTS20Z21-16JA-LC](#) [DTS20Z21-16PA-LC](#) [DTS20Z21-16SA](#) [DTS20Z21-35AA](#)
[DTS20Z21-35BA](#) [DTS20Z21-39HA-LC](#) [DTS20Z21-39PA-LC](#) [DTS20Z21-39SA](#) [DTS20Z21-39SA-LC](#) [DTS20Z21-41AA](#) [DTS20Z21-41BA](#)
[DTS20Z21-41HA-LC](#) [DTS20Z21-41JA](#) [DTS20Z21-41PA-LC](#) [DTS20Z21-75BA](#) [DTS20Z21-75JA-LC](#) [DTS20Z9-35SA-LC](#) [DTS20Z9-98JA-](#)
[LC](#) [DTS20Z9-98SA-LC](#) [151-2900-200](#) [ATS675LSETN-LT-T](#) [199-5261](#) [221-1131-203](#) [222-0113-303](#) [222-0135-203](#) [270-0121](#) [95-0410-](#)
[0932-301](#)