

REV	ECN NO	REVISIONS	DRN	CKD	APP	DATE
A		NEW RELEASE	ALV			

- NOTES:
1. MILLIMETER DIMENSIONS SHOWN FOR REFERENCE ONLY.
 2. LEADS TO FIT INTO HOLES SPACED AS PER PATTERN.
 3. PIN NUMBERS FOR REFERENCE ONLY, DESIGNATION NON-EXISTENT ON PART.
 4. DIALIGHT PART NUMBER: 553-0781-853F.
 5. THIS ASSEMBLY CONTAINS ELECTROSTATIC SENSITIVE DEVICES (ESDS). MAINTAIN ALL PRECAUTIONARY MEASURES DURING ASSEMBLY, HANDLING AND STORAGE IN ACCORDANCE WITH IPC-A-610.

RoHS Compliant 553-0781-853F Thru hole Bi-level CBI

Part Numbers with the "F" suffix ending are RoHS Compliant. The bag packaging is marked with "RoHS Compliant" label or equivalent markings. Parts can be wave soldered, dip soldered or hand soldered using typical lead-free soldering process with max 260°C temp. for 5 sec.

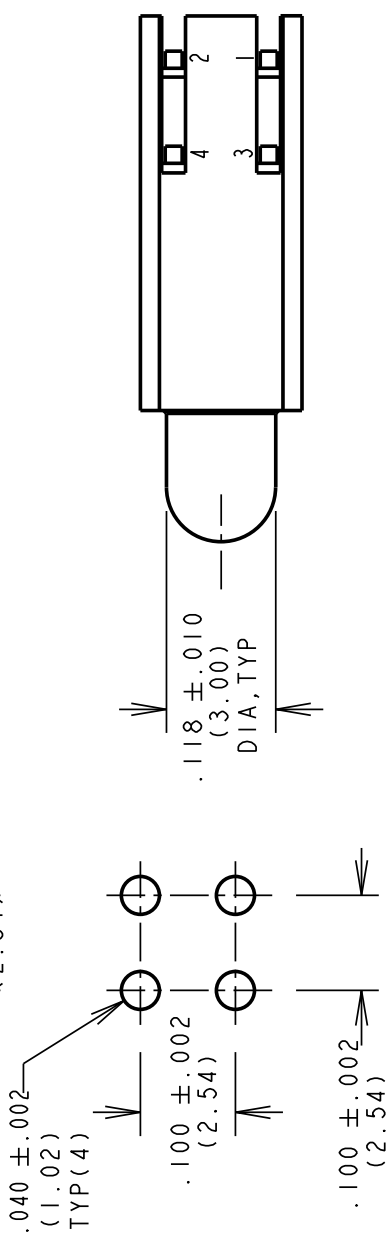
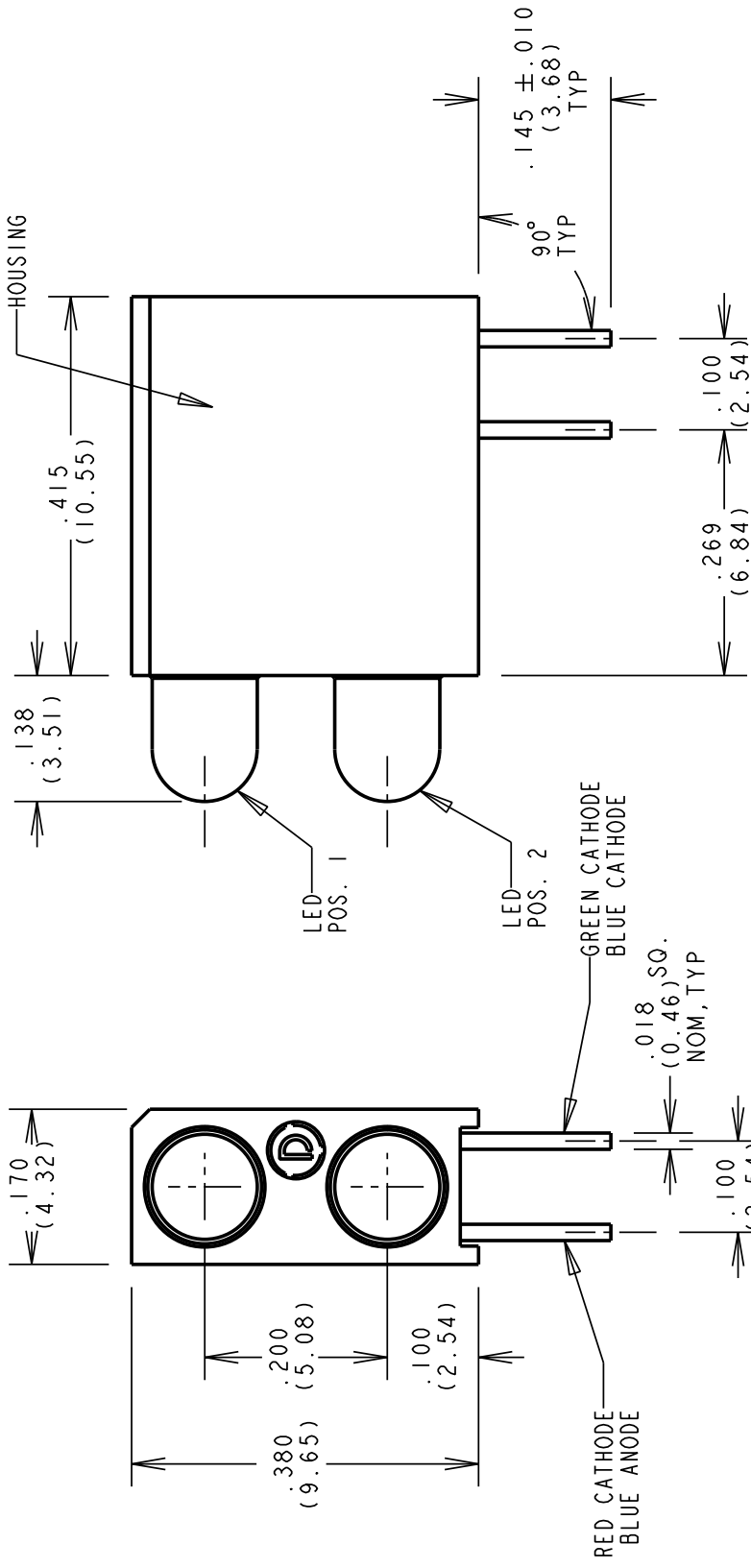
RED/GREEN BI-COLOR BOTTOM POSITION (LED POS 2.)

ABSOLUTE MAXIMUM RATINGS AT 25°C AMBIENT

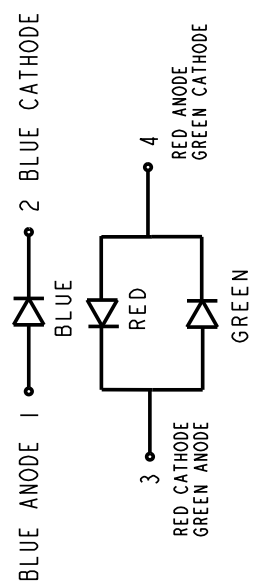
POWER DISSIPATION	100 mW
DERATE LINEALLY FROM 50 °C	.40 mA/°C
CONTINUOUS FORWARD CURRENT	30 mA
PEAK FORWARD CURRENT (10 ms PULSE WIDTH, 1/10 DUTY)	120 mA
PEAK REVERSE VOLTAGE	5 V
LEAD SOLDERING TEMPERATURE, 6 SEC., 1/16" FROM BASE	260 °C
OPERATING TEMPERATURE	-55 to +100°C
STORAGE TEMPERATURE	-55 to +100°C

OPERATING CHARACTERISTICS AT 25 °C AMBIENT

LED CHARACTERISTICS	COLOR	MIN	TYP	MAX	UNITS	TEST OPERATIONS
LUMINOUS INTENSITY	GREEN	3.7	10.0		mc d	If = 10mA
	RED	2.5	4.7			
FORWARD VOLTAGE	GREEN		2.1	2.8	V	If = 20mA
	RED		2.0			
REVERSE CURRENT	GREEN			100	µA	Vr = 5 V
PEAK WAVELENGTH	GREEN		565		nm	If = 20 mA
	RED		635			
2 = 1/2 - INTENSITY ANGLE	GREEN		60		DEGREES	If = 20mA
	RED					
CAPACITANCE	GREEN		35		pf	Vr=0 V, f = 1 mHz
	RED		20			



RECOMMENDED PC BOARD HOLE PATTERN



BLUE LED TOP POSITION (LED POS 1)

ABSOLUTE MAXIMUM RATING AT 25°C AMBIENT				OPERATING CHARACTERISTICS AT 25 °C AMBIENT			
CHARACTERISTICS	BLUE	UNITS		CHARACTERISTICS	MIN	TYP	MAX
POWER DISSIPATION	90	mW		LUMINOUS INTENSITY	7.1	12.5	18.0
FORWARD CURRENT	20	mA		FORWARD VOLTAGE	462	465	468
OPERATING LINEAR FROM 50°C	-44	mA/°C		PEAK EMISSION WAVELENGTH		428	
REVERSE VOLTAGE	5	V		VIEW ANGLE	2	1/2	70
LEAD SOLDERING TEMPERATURE, 5 SEC, 1/16" FROM BODY	260	°C					
OPERATING TEMPERATURE	-55 to +100	°C					
STORAGE TEMPERATURE	-55 to +100	°C					

THIS DRAWING AND THE CONTENTS HEREIN ARE CONFIDENTIAL AND THE SOLE PROPERTY OF DIALIGHT. REPRODUCTION OF THIS DRAWING OR CONSTRUCTION OF ANY PARTS WITHIN THIS DRAWING ARE FORBIDDEN WITHOUT THE WRITTEN CONSENT OF DIALIGHT.

SCALE: 5:1	DRAWING NUMBER	REV
ALL DIM'S IN: INCHES (MM)	C-17439	A
TOLERANCES: UNLESS OTHERWISE SPECIFIED	TITLE	
FRACTIONS: ±1/64	CBI, 3MM BI-LEVEL	
DECIMALS (.XX): ±.01	RoHS COMPLIANT	
DECIMALS (.XXX): ±.005	MATERIAL	
DECIMALS (.XXXX): ±.0005		
ANGLES: ±1°		
FINISH:		

X-ON Electronics

Largest Supplier of Electrical and Electronic Components

Click to view similar products for [LED Circuit Board Indicators](#) category:

Click to view products by [Dialight](#) manufacturer:

Other Similar products are found below :

[568-0701-841F](#) [LTL-4221NH129](#) [LTL-42DGNMHDP1](#) [HLMP1521101](#) [HLMP1523802F](#) [HLMP1700101F](#) [HLMP1700104F](#) [BHA-1564-G](#)
[SMF-HM1530YD-305](#) [SSF-LXH409SYSUGW](#) [AM2520EHSGD](#) [HLMP1301104F](#) [HLMP1385101F](#) [HLMP1421101](#) [HLMP1503103F](#)
[HLMP1503104F](#) [HLMP1700102F](#) [HLMP1700106F](#) [HLMP1700107F](#) [HLMP1790101F](#) [HLMP1790103F](#) [LTL-4211NHBP](#) [5390H3](#) [551-](#)
[2802F](#) [552-0794-810F](#) [553-0222-812F](#) [HT3-BC-T](#) [564-0700-831F](#) [WP59BLGEW](#) [103-3101-1231-403](#) [5502407811F](#) [550-3007-810F](#) [551-](#)
[3307MF](#) [552080-1](#) [573-2399-100F](#) [592-2020-302F](#) [5932-927-2701-3F](#) [SMF-HM1530SRD-509](#) [SSF-LXH100MID](#) [SSF-LXH2103SRSDRP](#)
[SSF-LXH555USBW](#) [WP937SB/4YGW](#) [WP937EB2EGW](#) [551-0312-802F](#) [553-0110-802F](#) [561-5501-050F](#) [6202T3-5VLC](#) [LTL-307G08A-D](#)
[CMD57164](#) [568-2231-313F](#)