






Micro LED[®]


Surface Mount LED Selector Guide



A wide spectrum of package sizes, configurations, colors **+More**



Micro LED[®] Surface Mount LEDs



Micro LED[®] Surface Mount LED product line provides one of the industry's widest range of discrete LEDs. Packaged in chipLED, PLCC, right-angle and reverse-mount configurations, the series is available in a full range of colors and intensities, including the latest AlInGaP and InGaN technology. All products are RoHs compliant, and are perfectly suited to be used with Dialight's wide-range of Optopipe[®] 515 Series Light Pipes.

With such a wide variety of mounting styles, colors, intensities, viewing angles and lens features, the Micro LED[®] Surface Mount series is sure to include a cost-effective solution to any application.

Also available from Dialight

Prism[®] Surface Mount Indicators

591–595 Series Single, BiLevel & TriLevel SMDs



Dialight's Prism[®] indicators are the industry's only SMD indicator series designed to survive 260 °C peak reflow temperature *and* provide the aesthetic appeal of a diffused lens for enhanced viewing. Ideal for limited-space applications and board-edge mounting, the Prism[®] Series is available in a variety of package sizes including single level, bi-level, and tri-level configuration and in 1.6mm, 2mm and 3mm lens size. The integral light pipes used in Prism[®] SMD LEDs are engineered for maximum light transmission and minimal light bleed while the diffused lens is also ideal for bicolor and tricolor applications where color-mixing is desired.

Features & Benefits

- Compatible with automatic placement equipment.
- Compatible with surface mount reflow soldering processes.
- Housing meets UL-94V-0 flammability ratings.
- Patented design provides increased indication without increased space.
- Illumination areas compatible with industry standard 2 mm & 3 mm through hole CBIs.
- Packaged in dry packaging moisture barrier bags per IPC/JEDEC J-STD-033.
- Helps to eliminate mixed technology PC board processing.

Contact your Authorized Dialight Distributor or local Sales Representative for more information or samples.

<http://www.dialightsignalsandcomponents.com/WhereToBuy/Optoelectronic>

The following pages are organized as a product overview. Additional information is available at www.dialightsignalsandcomponents.com including detailed specs and schematics, 3D models, and operating characteristics.

Products are listed in this guide first by overall package size; then by variable heights from smallest to highest.

MicroLED® SMDs Typical Applications

- Data center Infrastructure
- Servers: Rack mount; blade; tower
- Storage: High-performance storage subsystems for high-end enterprise
- Storage Networking Hardware
- Fiber channel host bus adapter cards (HBAs); converged network adapter cards (CNAs); SCSI adapter cards; InfiniBand adapter cards
- Next-Gen Wireless
- Wireless Infrastructure
- Electronic Test & Measurement Instruments
- Networking Equipment for enterprise data centers and telecom communication centers
- Switches, routers, and network control equipment interconnected using fiber optic and high speed wiring
- Communications Testing Equipment
- Process controls
- Automation
- Medical
- Handheld devices
- Battery powered applications (2mA version)

Contents

Top View SMDs

0402	4
/ Single Color	
0404	5
/ BiColor & TriColor	
0603	5–9
/ Single Color with Zener Diode / Single Color with binning / BiColor / Single Color with Lens	
0606	10
/ TriColor with Zener Diode / BiColor & TriColor	
0805	11–13
/ Single Color / Single Color with Zener Diode / with Reflector Cup	
Special ChipLED	13
/ TriColor	
1206	14–15
/ Single Color / Single Color with Lens	
1208	15
/ Single Color with Reflector Cup	
1209	16
/ Single Color with Lens	
1210	16–17
/ BiColor & TriColor / BiColor with Reflector Cup	
Mini PLCC-2	17–18
/ Single Color Low Current / Single Color	
PLCC-2	18–19
/ Single Color Low Current / Single Color / 3528 Single Color	
PLCC-4	20–21
/ Single Color High Current / BiColor Low Current / BiColor & TriColor	


Reverse Mount

1206	22
/ Single Color / Single Color with Zener Diode / BiColor	

Right Angle

0603	23
/ Single Color	
0605	23
/ Single Color	
1208	24–27
/ Single Color, BiColor & TriColor	
1616	27
/ Single Color Low Current / Single Color / Single Color	


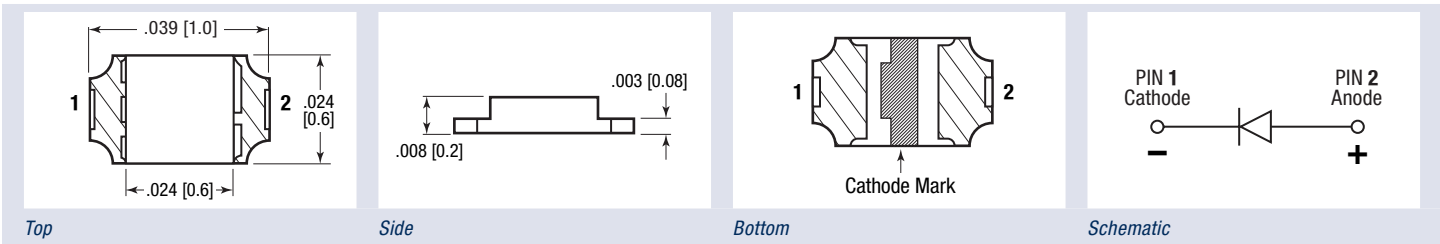
Top View | 0402



Color : Wavelength (nm)			Material	Test Current (mA)	Intensity (mcd)			Typ Fwd Voltage (V)		Viewing Angle	Operating Temp (°C)	Storage Temp (°C)
Min	Typ	Max			Min	Typ	Max	Typ	Max			

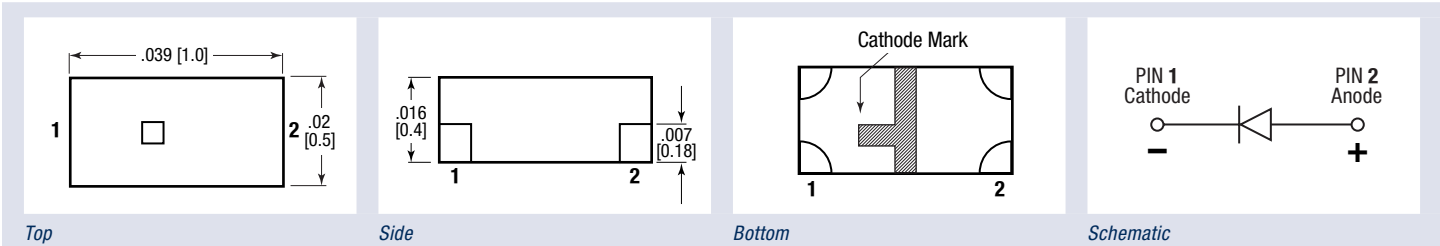
0402 Package ▶ 1.0 x 0.6 x 0.2 mm / Single Color

597-3007-507F	● R : 625	630	635	AllInGaP	20	25	60	100	2.0	–	135	-40 to +85	-40 to +100
597-3027-507F	● R : 615	620	625		20	40	85	160	2.0	–			
597-3207-507F	● O : 602	605	608		20	63	100	250	2.1	–			
597-3327-507F	● G : 520	527	535	InGaN	5	56	110	220	3.0	–			
597-3407-507F	● Y : 587	590	593	AllInGaP	20	40	130	160	2.1	–			
597-3507-507F	● YG : 569	572	575		20	10	25	65	2.2	–			
597-3607-507F	● B : 465	470	475	InGaN	5	9	25	56	2.9	–			
597-3907-507F	○ W : X=0.30 / Y=0.30				5	90	150	360	2.9	–			




0402 ▶ 1.0 x 0.5 x 0.4 mm / Single Color

598-8A10-107F	● R : 630	635	640	AllInGaP	5	28	65	100	1.7	2.4	140	-40 to +85	-40 to +85
598-8A20-107F	● R : 620	625	630			28	47	65	1.8	2.4			
598-8A30-107F	● O : 600	605	610			28	47	65	1.8	2.4			
598-8A40-107F	● Y : 587	591	595	InGaN		18	42	65	1.8	2.4			
598-8A60-107F	● YG : 568	572	575			8	12	18	1.8	2.4			
598-8A80-107F	● G : 525	528	530	InGaN		230	330	430	2.5	3.3			
598-8A90-107F	● B : 465	470	475			43	72	100	2.5	3.3			



NOTE: Top View SMDs are shown in the diagrams in top, side and bottom views. The top and bottom diagrams flip across the x-axis.



Color : Wavelength (nm)	Material	Test Current (mA)	Intensity (mcd)			Typ Fwd Voltage (V)		Viewing Angle	Operating Temp (°C)	Storage Temp (°C)
			Min	Typ	Max	Typ	Max			

0404 Package ▶ 1.0 x 1.0 x 0.2 mm / BiColor and TriColor

597-7707-507F	● R : 615	620	625	AllInGaP	20	25	52	100	2.1	–	128	-40 to +85	-40 to +100
	● G : 569	572	575	AllInGaP		10	21	40	2.2	–			

Top

Side

Bottom

Schematic


597-7717-507F	● R : 619	624	629	AllInGaP	5	14	35	56	2.1	–	120	-40 to +85	-40 to +100
	● G : 520	527	535	InGaN		56	110	220	3.1	–			
	● B : 465	470	475	InGaN		28	45	110	3.0	–			

Top

Side

Bottom

Schematic



0603 Package ▶ 1.6 x 0.8 x 0.35 mm / Single Color with Zener

597-3905-607F	○ W : X=0.294 / Y=0.300	InGaN	5	71	–	146	2.7	3.15	130	-20 to +80	-40 to +85
---------------	-------------------------	-------	---	----	---	-----	-----	------	-----	------------	------------


Top

Side

Bottom

Schematic

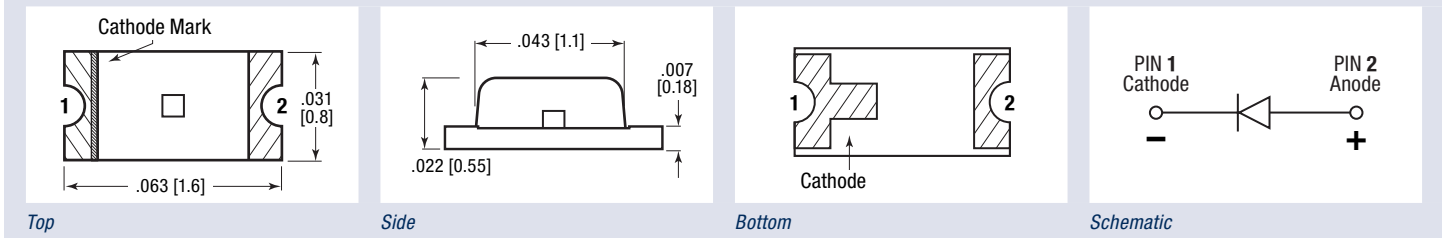
Top View | 0603




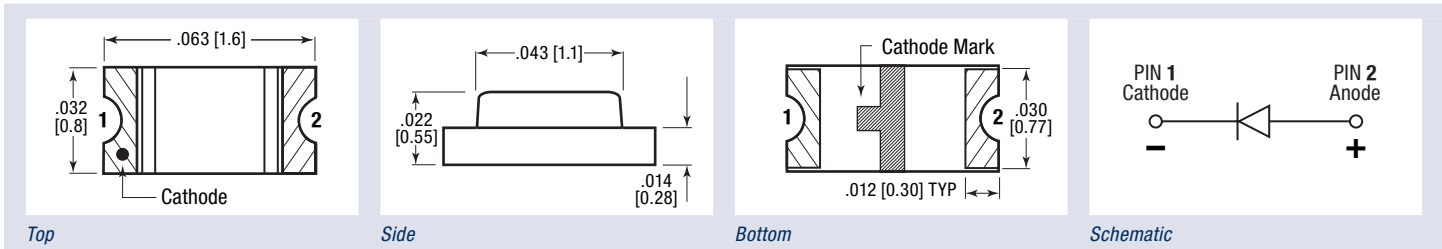
Color : Wavelength (nm)	Material	Test Current (mA)	Intensity (mcd)			Typ Fwd Voltage (V)		Viewing Angle	Operating Temp (°C)	Storage Temp (°C)
			Min	Typ	Max	Typ	Max			

0603 ▶ 1.6 x 0.8 x 0.55 mm / Single Color

597-3304-607F	● G : -	569	-	GaP	20	2.8	12	28	2.1	2.6	130	-55 to +85	-55 to +85
---------------	---------	-----	---	-----	----	-----	----	----	-----	-----	-----	------------	------------



597-3901-830F	○ W : X=0.31 / Y=0.32	InGaN	10	112	-	240	2.8	3.4			-20 to +80	-55 to +105
---------------	-----------------------	-------	----	-----	---	-----	-----	-----	--	--	------------	-------------

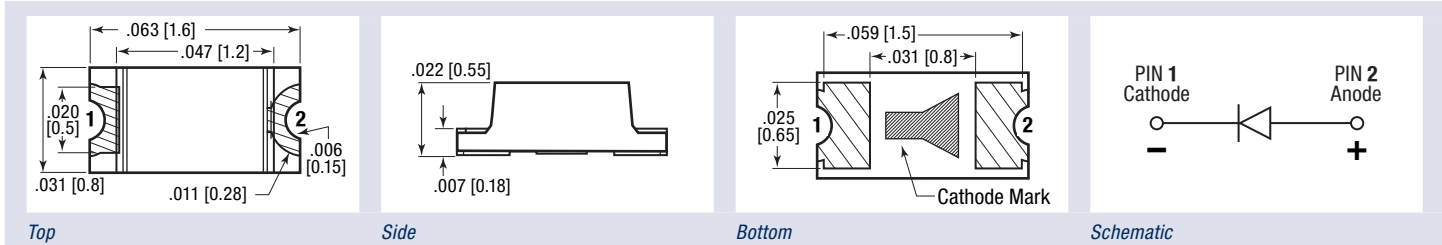



0603 ▶ 1.6 x 0.8 x 0.55 mm / Single Color 1 Bin

Part No.	Color	Wavelength (nm)	Material	Test Current (mA)	Intensity (mcd)	Typ Fwd Voltage (V)	Viewing Angle	Operating Temp (°C)	Storage Temp (°C)		
597-3005-507F	● R : 627	630	AllInGaP	20	71	90	-	2	160	-40 to +100	-40 to +100
597-3035-507F	● R : 617	620			90	112	-	2			
597-3045-507F	● RO : 612	615			112	140	-	2			
597-3205-507F	● O : 603	605			112	140	-	2			
597-3405-507F	● Y : 588	590			180	224	-	2.1			
597-3505-507F	● YG : 569	571			56	71	-	2.1			

0603 ▶ 1.6 x 0.8 x 0.55 mm / Single Color 2+ Bin

Part No.	Color	Wavelength (nm)	Material	Test Current (mA)	Intensity (mcd)	Typ Fwd Voltage (V)	Viewing Angle	Operating Temp (°C)	Storage Temp (°C)			
597-3324-507F	● G : 520	527	InGaN	5	56	140	330	3	3.5	160	-40 to +100	-40 to +100
597-3604-507F	● B : -	470			14	40	56	2.9	3.3			
597-3904-507F	○ W : X=0.295 / Y=0.280				56	120	220	2.9	3.3			

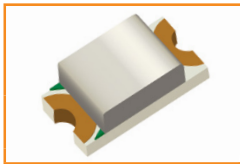
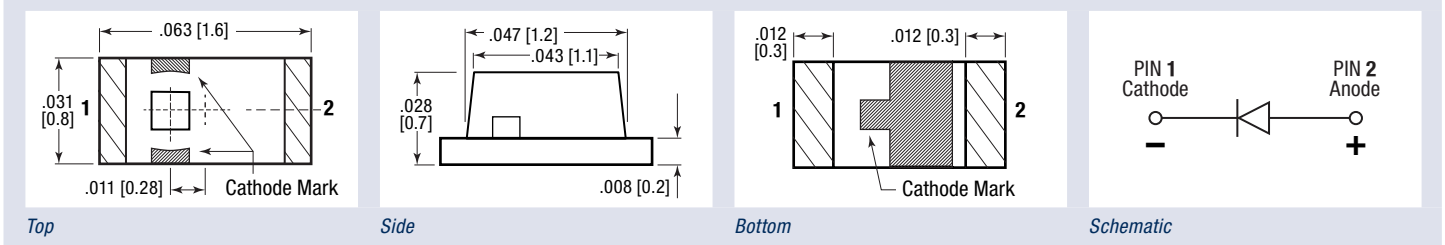




Color : Wavelength (nm)	Material	Test Current (mA)	Intensity (mcd)			Typ Fwd Voltage (V)		Viewing Angle	Operating Temp (°C)	Storage Temp (°C)
			Min	Typ	Max	Min	Max			

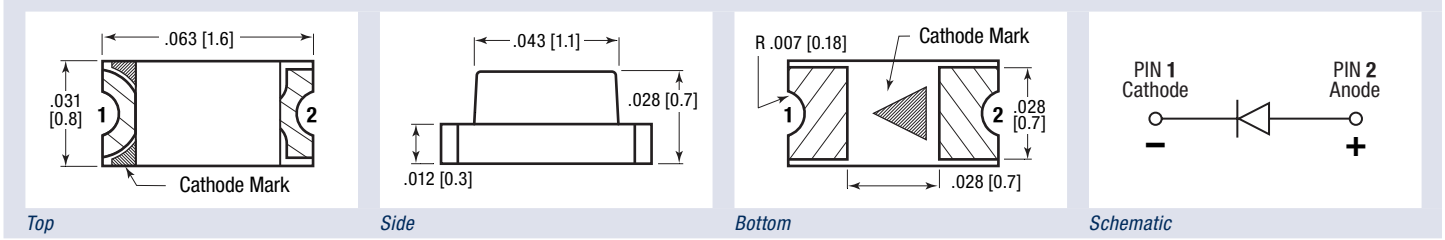
0603 ▶ 1.6 x 0.8 x 0.7 mm / Single Color

597-5004-407F	● R : 621	626	632	AllnGaP	20	25	50	200	1.9	2.4	152	-40 to +85	-40 to +100
597-5112-407F	● R : -	647	-	AlGaAs		7	11.7	-	1.7	2.3		-30 to +85	
597-5203-407F	● O : -	606	-	GaAsP		2	3.4	-	2.2	2.8		-30 to +85	
597-5213-407F	● O : -	605	-	AllnGaP		25	65	-	1.9	2.4		-40 to +85	
597-5223-407F	● Y : -	590	-	AllnGaP		25	65	-	1.9	2.4		-40 to +85	
597-5312-407NF	● G : 565	567	572	GaP		4.5	-	15.1	2.1	2.8		-40 to +100	
597-5412-407F	● YG : -	572	-	GaP		7	11.7	-	2.1	2.8		-30 to +85	




0603 ▶ 1.6 x 0.8 x 0.7 mm / Single Color

598-8010-107F	● R : 625	633	640	AllnGaP	20	30	60	90	2.1	2.4	140	-40 to +100	-40 to +100
598-8020-107F	● RO : 620	625	630			120	225	330	2.1	2.4			
598-8030-107F	● O : 600	605	610			70	120	200	2.1	2.4			
598-8040-107F	● Y : 590	592	595			120	160	200	2.1	2.4			
598-8050-107F	● Y : 585	587	590			90	105	120	2.1	2.4			
598-8060-107F	● YG : 570	572	575			43	62	80	2.1	2.4			
598-8070-107F	● G : 562	566	570			12	28	43	2.1	2.4			
598-8081-107F	● G : 517	525	530	InGaN	20	260	580	900	3.1	3.4	140	-40 to +100	-40 to +100
598-8091-107F	● B : 465	470	475			90	145	200	3.2	3.5			



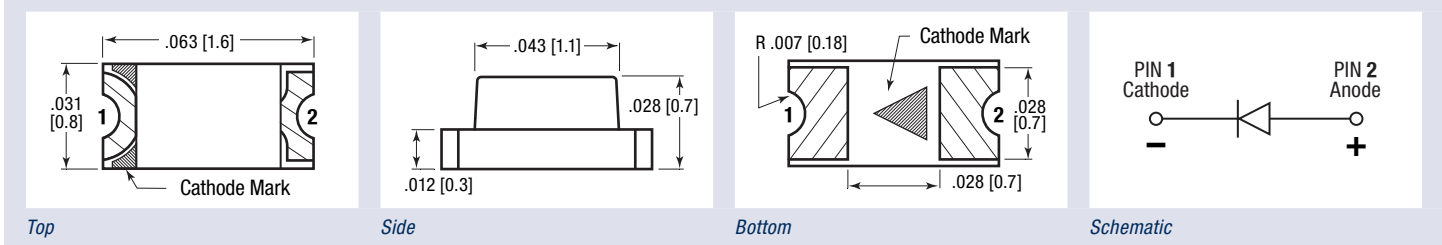
Top View | 0603



Color : Wavelength (nm)	Material	Test Current (mA)	Intensity (mcd)			Typ Fwd Voltage (V)		Viewing Angle	Operating Temp (°C)	Storage Temp (°C)
			Min	Typ	Max	Typ	Max			


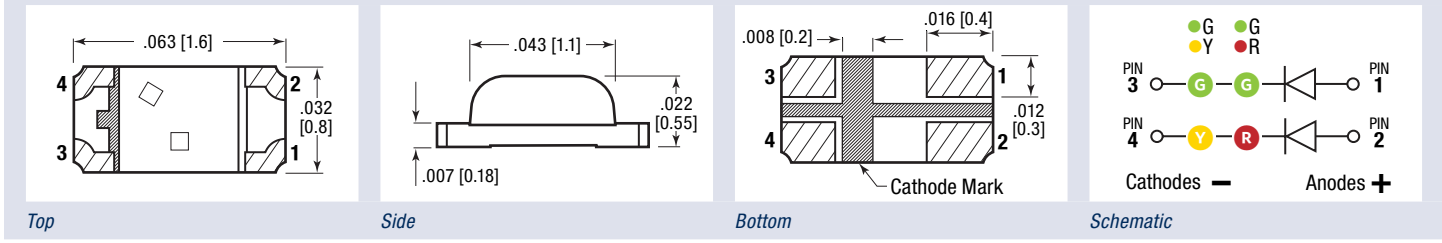
0603 ▶ 1.6 x 0.8 x 0.7 mm / Single Color

599-0110-007F	● R : 625	633	640	AllInGaP	20	23	45	120	2.1	2.5	140	-40 to +100	-40 to +100
599-0120-007F	● R0 : 620	625	630			90	169	—	2.1	2.5			
599-0130-007F	● O : 600	605	610			53	90	—	2.1	2.5			
599-0140-007F	● Y : 585	590	595			68	105	—	2.1	2.5			
599-0160-007F	● YG : 562	569	575			9	43	—	2.1	2.5			
599-0181-007F	● G : 517	525	530			InGaN	195	340	—	3.1			
599-0191-007F	● B : 465	470	475	68	105		—	3.2	3.6				



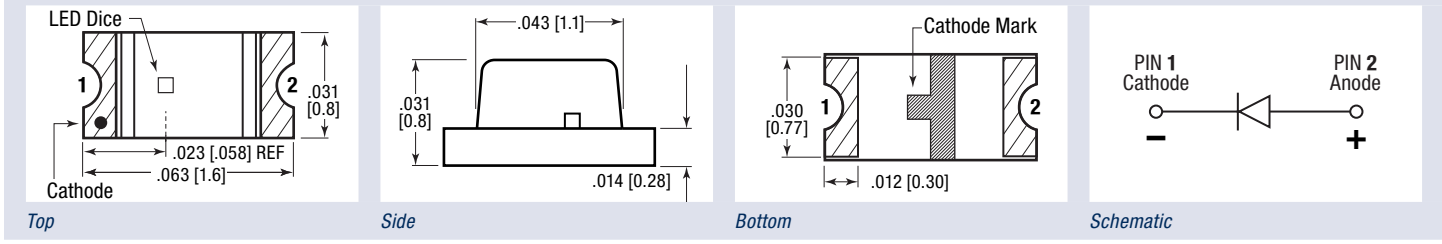
0603 ▶ 1.6 x 0.8 x 0.7 mm / BiColor

597-7725-607F	● G : 564	—	578	AllInGaP	20	18	45	71	1.8	2.4	130	-30 to +85	-40 to +85
	● Y : 582	—	596			28	71	112					
597-7726-607F	● G : 565	—	577			18	45	71	1.9	2.4			
	● R : 626	—	640			28	71	112					



0603 ▶ 1.6 x 0.8 x 0.8 mm / Single Color

597-3326-607F	● G : 520	525	530	InGaN	20	90	150	280	3.4	3.8	-20 to +80	-30 to +100
597-3607-607F	● B : 465	—	475			28	60	—	2.8	3.8		

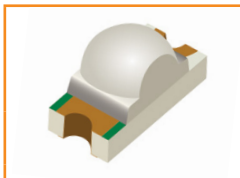
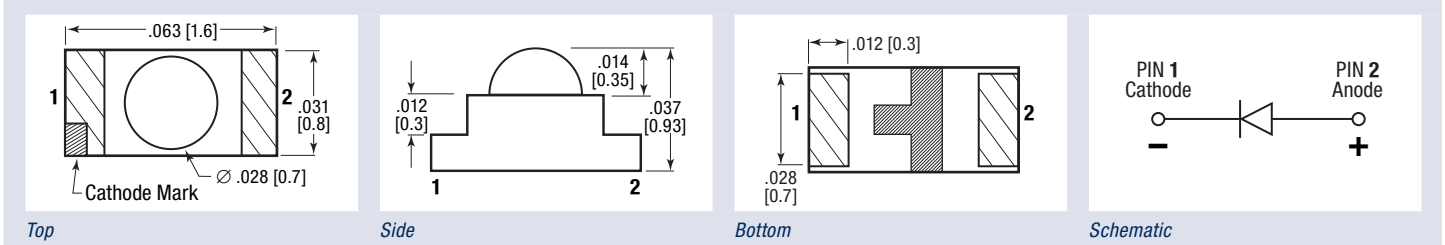




Color : Wavelength (nm)			Material	Test Current (mA)	Intensity (mcd)			Typ Fwd Voltage (V)		Viewing Angle	Operating Temp (°C)	Storage Temp (°C)
Min	Typ	Max			Min	Typ	Max	Typ	Max			

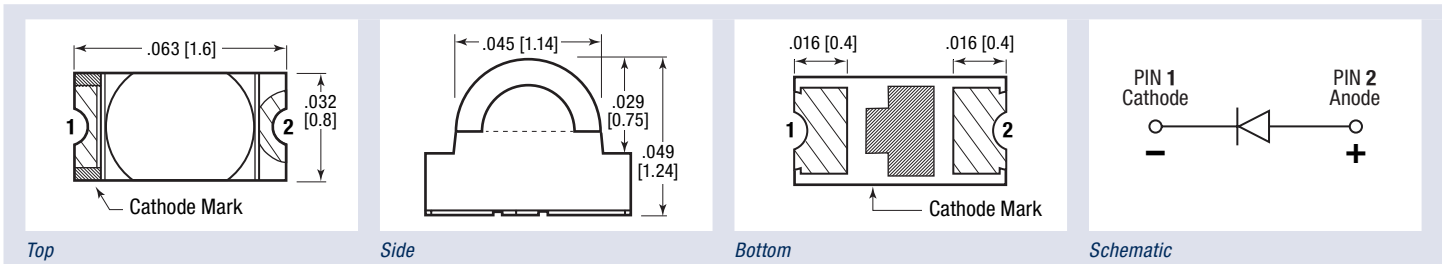
0603 ▶ 1.6 x 0.8 x 0.93 mm / Single Color with Lens

598-8E20-107F	● R0 : 615	625	630	AlInGaP	20	350	500	650	1.6	2.4	60	-40 to +85	-40 to +85
598-8E30-107F	● O : 600	605	610			430	615	800	1.6	2.4			
598-8E40-107F	● Y : 585	590	595			350	590	650	1.6	2.4			
598-8E60-107F	● YG : 565	570	575	150		340	530	1.8	2.4				
598-8E80-107F	● G : 515	525	535	InGaN		350	775	1200	2.4	3.6			
598-8E90-107F	● B : 460	470	475			350	440	530	2.6	3.8			




0603 ▶ 1.6 x 0.8 x 1.24 mm / Single Color with Lens

597-3006-507F	● R : 625	630	635	AlInGaP	20	112	174	355	2.0	-	60	-40 to +100	-40 to +100
597-3036-507F	● R : 615	620	625			140	185	450					
597-3206-507F	● O : 600	605	610			224	405	710					
597-3408-507F	● Y : 585	590	595	AlInGaP/ GaAs		180	320	560					
597-3409-507F	● Y : 584	587	590			180	290	560					
597-3506-507F	● YG : 568	571	575	AlInGaP		56	140	180					
597-3316-507F	● G : 557	560	565		14	34	45						




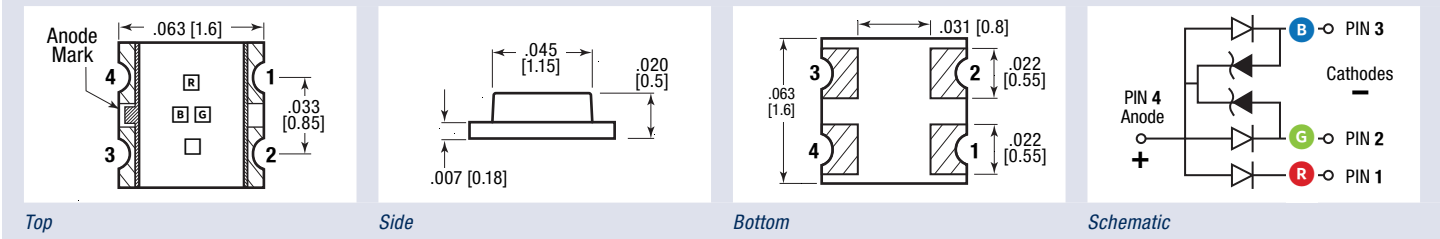
Top View | 0606



Color : Wavelength (nm)	Material	Test Current (mA)	Intensity (mcd)			Typ Fwd Voltage (V)		Viewing Angle	Operating Temp (°C)	Storage Temp (°C)
			Min	Typ	Max	Typ	Max			

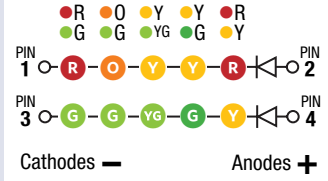
0606 Package ▶ 1.6 x 1.6 x 0.5 mm / TriColor with Zener Diode

597-7715-607F	● R : 617	—	629	AllInGaP	5	15	50	1.9	2.3	130	-20 to +80	-30 to +85
	● G : 525	—	540	InGaN		71	145	2.9	3.3			
	● B : 465	—	475	InGaN		10	30	2.8	3.1			

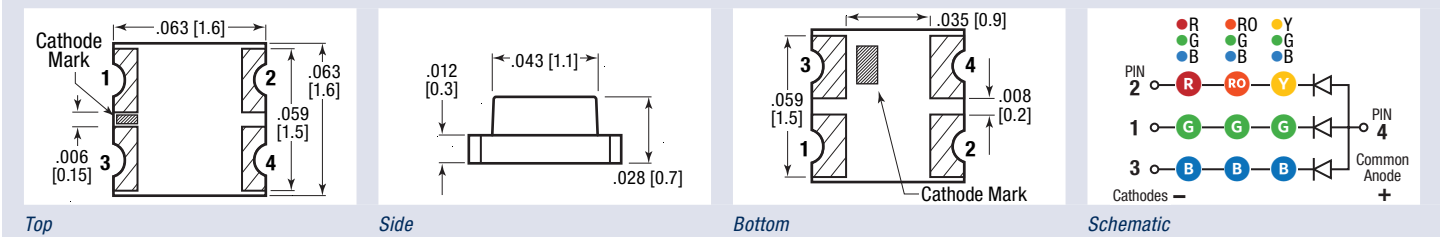


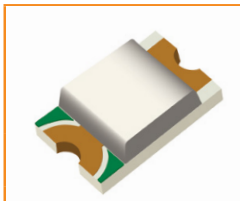
0606 ▶ 1.6 x 1.6 x 0.7 mm / BiColor and TriColor

598-8410-207CF	● R : 625	633	640	AllInGaP	20	35	65	100	2.1	2.4	140	-40 to +100	-40 to +100
	● G : 565	570	575			18	59	80	2.1	2.4			
598-8430-207CF	● O : 600	605	610	AllInGaP	20	70	135	200	2.1	2.4	140	-40 to +100	-40 to +100
	● G : 565	570	575			18	59	100	2.1	2.4			
598-8440-207CF	● Y : 585	590	595	AllInGaP	20	70	135	200	2.1	2.4	140	-40 to +100	-40 to +100
	● YG : 565	570	575			18	59	100	2.1	2.4			
598-8450-207CF	● Y : 585	590	595	AllInGaP	20	70	135	200	2.1	2.4	140	-40 to +100	-40 to +100
	● G : 515	523	530			InGaN	260	580	900	3.0			
598-8460-207CF	● Y : 585	590	595	AllInGaP	20	90	145	200	2.1	2.4	140	-40 to +100	-40 to +100
	● R : 625	633	640			InGaN	30	60	90	2.1			



598-8710-307F	● R : 625	630	640	AllInGaP	20	35	67	100	2.1	2.4	140	-40 to +100	-40 to +100
	● G : 515	520	525	InGaN		260	580	900	3.2	3.4			
	● B : 465	470	475	InGaN		60	160	260	3.2	3.4			
598-8720-307F	● RO : 620	625	630	AllInGaP	20	70	135	200	2.1	2.4	140	-40 to +100	-40 to +100
	● G : 515	523	530	InGaN		260	580	900	3.2	3.4			
	● B : 465	470	475	InGaN		90	175	260	3.2	3.4			
598-8740-307F	● Y : 585	590	595	AllInGaP	20	70	135	200	2.1	2.4	140	-40 to +100	-40 to +100
	● G : 515	523	530	InGaN		200	350	900	3.2	3.4			
	● B : 465	470	475	InGaN		60	260	260	3.2	3.4			




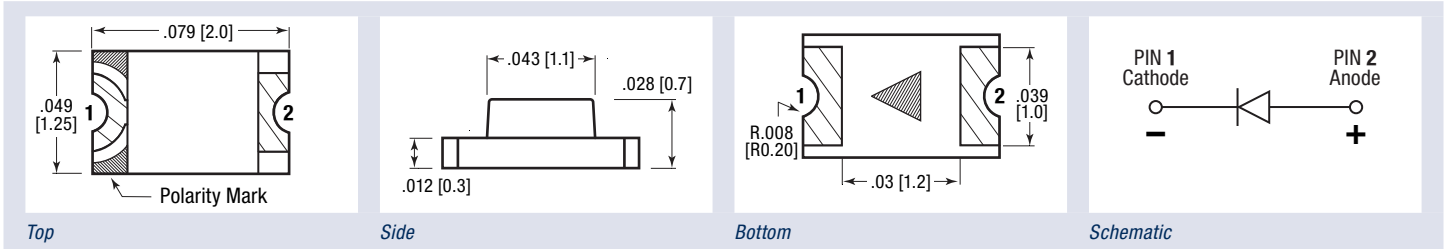


Color : Wavelength (nm)	Material	Test Current (mA)	Intensity (mcd)			Typ Fwd Voltage (V)		Viewing Angle	Operating Temp (°C)	Storage Temp (°C)
			Min	Typ	Max	Min	Max			

0805 Package ▶ 2.0 x 1.25 x 0.7 mm / Single Color

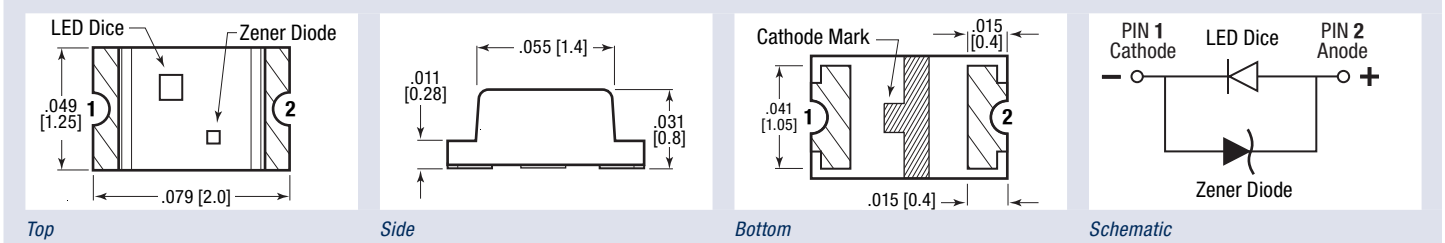
598-8110-107F	● R : 625	633	640	AllInGaP	20	20	55	90	2.1	2.4	140	-40 to +100	-40 to +100
598-8120-107F	● RO : 620	625	630			120	190	260	2.1	2.4			
598-8130-107F	● O : 600	605	610			70	165	260	2.1	2.4			
598-8140-107F	● Y : 590	592	595			150	205	260	2.1	2.4			
598-8150-107F	● Y : 585	587	590			90	120	150	2.1	2.4			
598-8160-107F	● YG : 570	572	575			43	62	80	2.1	2.4			
598-8170-107F	● G : 562	566	570			12	28	43	2.1	2.4			
598-8181-107F	● G : 520	525	530			InGaN	20	260	580	900			
598-8191-107F	● B : 465	470	475	90	145			200	3.2	3.6			

599-0110-007F	● R : 625	633	640	AllInGaP	20	15	29	—	2.1	2.5	140	-40 to +100	-40 to +100
599-0120-007F	● RO : 620	625	630			90	138	—	2.1	2.5			
599-0130-007F	● O : 600	605	610			53	95	—	2.1	2.5			
599-0140-007F	● Y : 585	590	595			68	112	—	2.1	2.5			
599-0160-007F	● YG : 562	569	575			9	43	—	2.1	2.5			
599-0181-007F	● G : 520	525	530			InGaN	20	195	340	—			
599-0191-007F	● B : 465	470	475	68	105			—	3.2	3.6			




0805 ▶ 2.0 x 1.25 x 0.8 mm / Single Color with Zener

597-3605-607F	● B : 465	—	480	InGaN	2	4.5	15	18	2.8	3.05	130	-20 to +80	-30 to +100
---------------	-----------	---	-----	-------	---	-----	----	----	-----	------	-----	------------	-------------




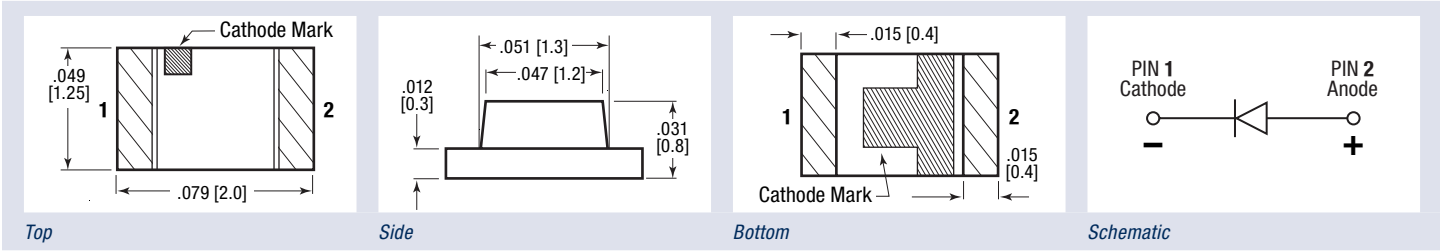
Top View | 0805



Color : Wavelength (nm)	Material	Test Current (mA)	Intensity (mcd)			Typ Fwd Voltage (V)		Viewing Angle	Operating Temp (°C)	Storage Temp (°C)
			Min	Typ	Max	Typ	Max			

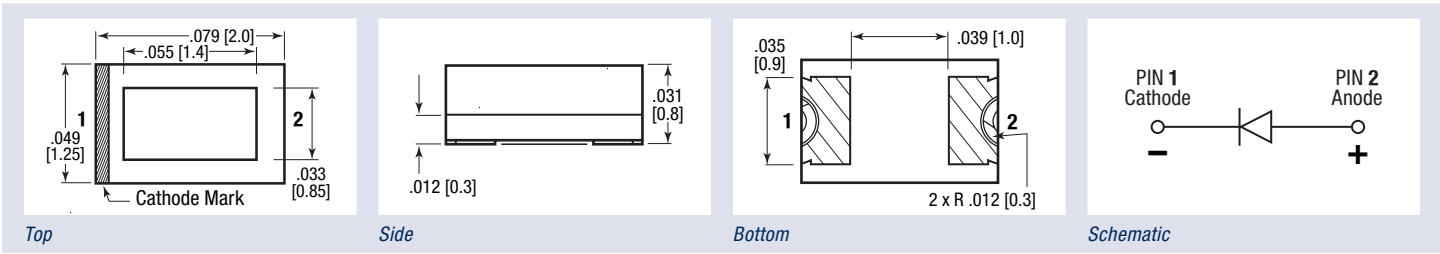
0805 Package ▶ 2.0 x 1.25 x 0.8 mm / Single Color

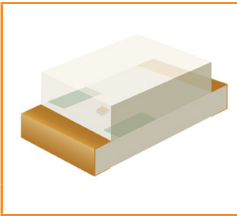
597-3003-407F	● R : 620	626	632	AllInGaP	20	68	91	120	1.9	2.4	140	-40 to +100	-40 to +100			
597-3212-407NF	● O : 603	605	609			82	110	150	1.9	2.4				140	-40 to +100	-40 to +105
597-3222-407F	● A : 583	590	597			25	65	105	1.9	2.4				-40 to +85		
597-5111-407F	● R : 642	647	653	AlGaAs	20	7.0	11.7	16.4	1.7	2.3	150	-30 to +85	-40 to +100			
597-5202-407F	● O : 600	606	612	GaP		2.2	3.7	5.2	2.2	2.8						
597-5311-407F	● G : 562	567	573			3.8	6.4	9.0	2.1	2.8						
597-5411-407F	● YG : 570	572	577			7	11.7	16.4	2.1	2.8						



0805 ▶ 2.0 x 1.25 x 0.8 mm / Single Color with Reflector Cup

597-5006-507F	● R : 625	630	635	AllInGaP	20	40	75	-	2.0	-	116	-40 to +85	-40 to +100					
597-5036-507F	● R : 615	620	625			63	120	-	2.0	-								
597-5206-507F	● O : 602	605	608			100	160	-	2.0	-								
597-5316-507F	● G : 557	560	563	InGaP	5	6.3	16	-	2.2	-	116	-40 to +100	-40 to +100					
597-5326-507F	● G : 519	527	536			56	140	-	3.0	-								
597-5406-507F	● Y : 587	590	593			AllInGaP	20	100	160	-				2.0	-	116	-40 to +85	-40 to +100
597-5506-507F	● YG : 569	572	575					25	45	-				2.2	-			
597-5606-507F	● B : 464	470	476	InGaP	5	14	36	-	2.9	-	116	-40 to +100	-40 to +100					
597-5906-507F	○ W : X=0.30 / Y=0.28					56	140	-	2.9	-								





Color : Wavelength (nm)	Material	Test Current (mA)	Intensity (mcd)			Typ Fwd Voltage (V)		Viewing Angle	Operating Temp (°C)	Storage Temp (°C)
			Min	Typ	Max	Typ	Max			

0805 ▶ 2.0 x 1.25 x 1.1 mm / Single Color

Part Number	Color	Wavelength (nm)	Material	Test Current (mA)	Intensity (mcd)			Fwd V @ 20 mA		Viewing Angle	Operating Temp (°C)	Storage Temp (°C)
					Min	Typ	Max	Typ	Max			
597-3006-607F	R	630	GaP	10	2	6	-	2.0	2.6	130	-55 to +85	-55 to +85
597-3305-607F	G	569			2.8	8	-	2.1	2.6			
597-3405-607F	Y	588			2	6	-	2.1	2.6			

Top

Side

Bottom

Schematic



Special ChipLED ▶ 2.1 x 1.6 x 0.55 mm / TriColor

Part Number	Color	Wavelength (nm)	Material	Test Current (mA)	Intensity (mcd)			Fwd V @ 20 mA		Viewing Angle	Operating Temp (°C)	Storage Temp (°C)
					Min	Typ	Max	Typ	Max			
597-7713-607F	B	463	InGaN	10	45	71	112	3.2	3.8	130	-20 to +80	-30 to +100
	G	518	InGaN	20	112	180	280	3.25	3.8			
	O	598	AllnGaP	20	71	-	180	2.1	2.5			


Top

Side

Bottom

Schematic

Top View | 1206


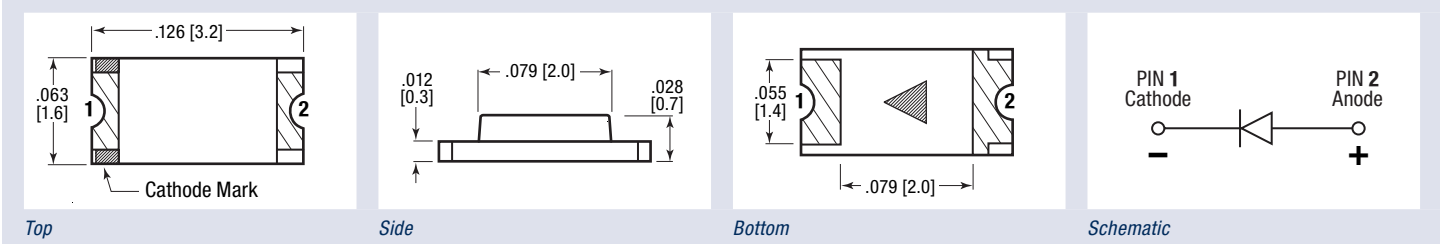


Color : Wavelength (nm)	Material	Test Current (mA)	Intensity (mcd)			Typ Fwd Voltage (V)		Viewing Angle	Operating Temp (°C)	Storage Temp (°C)
			Min	Typ	Max	Min	Max			

1206 Package ▶ 3.2 x 1.6 x 0.7 mm / Single Color

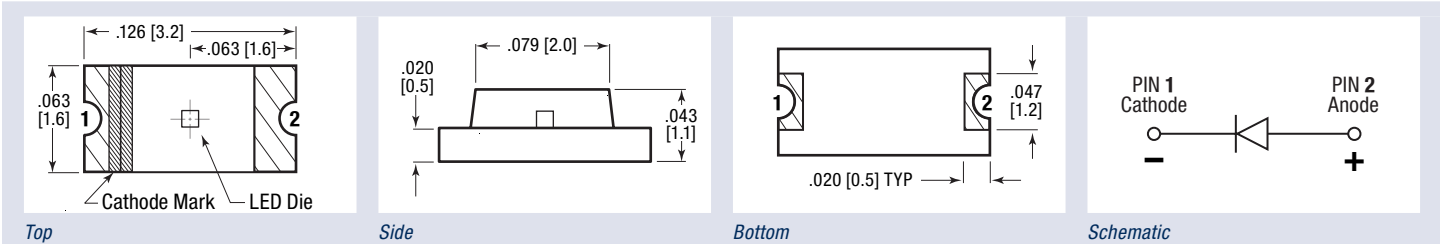
Part No.	Color	Wavelength (nm)	Material	Test Current (mA)	Intensity (mcd)	Typ Fwd Voltage (V)	Viewing Angle	Operating Temp (°C)	Storage Temp (°C)
598-8210-107F	R	625	AlInGaP	20	20	2.1	140	-40 to +100	-40 to +100
598-8220-107F	RO	625			55	2.1			
598-8230-107F	O	605			90	2.1			
598-8240-107F	Y	592			120	2.1			
598-8250-107F	YG	572			175	2.1			
598-8260-107F	G	566			200	2.1			
598-8270-107F	YG	572			260	2.1			
598-8281-107F	G	517	InGaN	20	150	3.2	140	-40 to +100	-40 to +100
598-8291-107F	B	475			205	3.2			
					260	3.2			


Part No.	Color	Wavelength (nm)	Material	Test Current (mA)	Intensity (mcd)	Typ Fwd Voltage (V)	Viewing Angle	Operating Temp (°C)	Storage Temp (°C)
599-0210-007F	R	625	AlInGaP	20	15	2.1	140	-40 to +100	-40 to +100
599-0220-007F	RO	625			29	2.1			
599-0230-007F	O	605			90	2.1			
599-0240-007F	Y	585			112	2.1			
599-0260-007F	YG	562	InGaN	20	68	2.1	140	-40 to +100	-40 to +100
599-0281-007F	G	517			68	2.1			
599-0291-007F	B	475			126	2.1			
			InGaN	20	14	2.1	140	-40 to +100	-40 to +100
					195	3.2			
			InGaN	20	340	3.6	140	-40 to +100	-40 to +100
					68	3.2			



1206 ▶ 3.2 x 1.6 x 1.1 mm / Single Color

Part No.	Color	Wavelength (nm)	Material	Test Current (mA)	Intensity (mcd)	Typ Fwd Voltage (V)	Viewing Angle	Operating Temp (°C)	Storage Temp (°C)
597-3007-607F	R	-	GaP	20	4.0	2.6	130	-55 to +85	-55 to +85
597-3302-607F	G	569		8	2.6				
597-3403-607F	Y	585	GaAsP on GaP	10	4.5	2.6	130	-40 to +85	-40 to +85

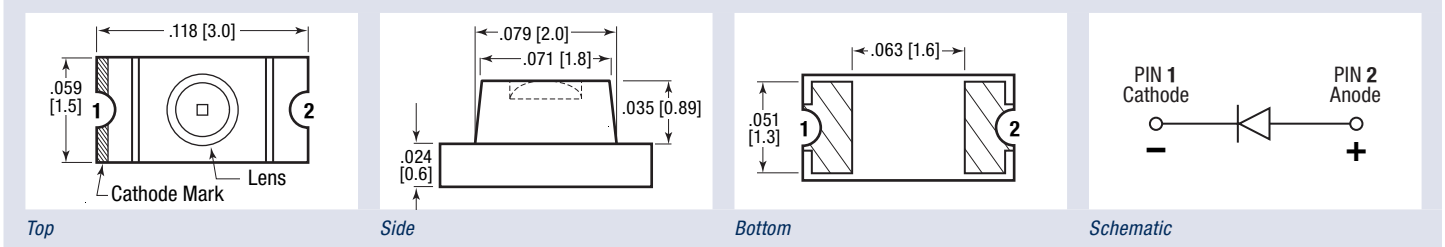




Color : Wavelength (nm)	Material	Test Current (mA)	Intensity (mcd)			Typ Fwd Voltage (V)		Viewing Angle	Operating Temp (°C)	Storage Temp (°C)
			Min	Typ	Max	Typ	Max			

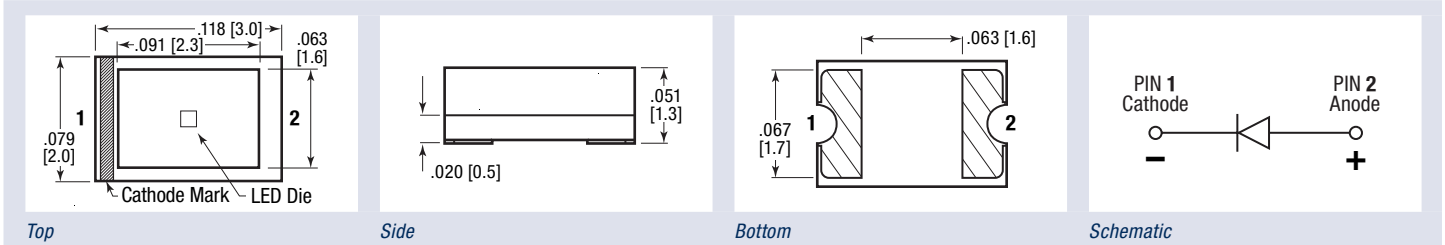
1206 ▶ **3.0 x 1.5 x 1.5 mm / Single Color with Lens**

597-3111-407F	● R : 640	647	655	AlGaAs	20	12	33.6	55.2	1.7	2.0	70	-30 to +85	-40 to +100
597-3311-407NF	● G : 560	567	575	GaP		17	30	48	2.1	2.5		-40 to +100	-40 to +120
597-3401-407NF	● Y : 589	592	595	GaAsP		8.3	20	33.6	2.2	2.5		-40 to +100	-40 to +120
597-3325-407F	● G : -	525	-	InGaN		150	-	680	3.3	3.8	50	-40 to +100	-40 to +110
597-3612-407F	● B : -	470	-	InGaN		47	-	220	3.3	3.8		-40 to +100	-40 to +110




1208 Package ▶ **3.0 x 2.0 x 1.3 mm / Single Color with Reflector Cup**

597-3002-507F	● R : 625	630	635	AllInGaP	20	25	63	160	2.2	2.7	110	-40 to +85	-40 to +100
597-3021-507F	● R : 646	653	659	GaAsP		2.2	6.3	10.4	2	2.8		-30 to +85	-40 to +85
597-3032-507F	● R : 615	620	625	AllInGaP		40	100	250	2.2	2.7		-40 to +85	-40 to +100
597-3111-507F	● R : 656	662	668	AlGaAs		5.6	16	26.4	1.75	2.5		-30 to +85	-40 to +85
597-3202-507F	● O : 602	605	608	AllInGaP		63	160	400	2.2	2.7		-40 to +85	-40 to +100
597-3211-507F	● O : 604	612	618	GaAsP		3.6	10	16.4	2	2.8		-30 to +85	-40 to +85
597-3301-507F	● G : 565	575	581	GaP		5.6	25	44.4	2.2	2.8		-30 to +85	-40 to +85
597-3312-507F	● G : 558	560	564	AllInGaP		9	18	36	2.1	2.5		-40 to +100	-40 to +100
597-3322-507F	● G : 520	525	535	InGaN		56	140	360	3.2	4.0		-30 to +85	-40 to +100
597-3401-507F	● Y : 580	588	596	GaAsP		2.2	6.3	10.4	2.1	2.8		-30 to +85	-40 to +85
597-3402-507F	● Y : 587	590	593	AllInGaP		63	160	400	2.2	2.7		-40 to +85	-40 to +100
597-3502-507F	● YG : 569	572	575	AllInGaP		10	25	63	2.2	2.7		-40 to +85	-40 to +100
597-3602-507F	● B : 465	470	475	InGaN		36	100	—	3.3	4.2		-30 to +85	-40 to +100
597-3902-507F	○ W : X=0.30 / Y=0.30			InGaN		360	900	1400	3.2	4.3		-30 to +85	-40 to +100




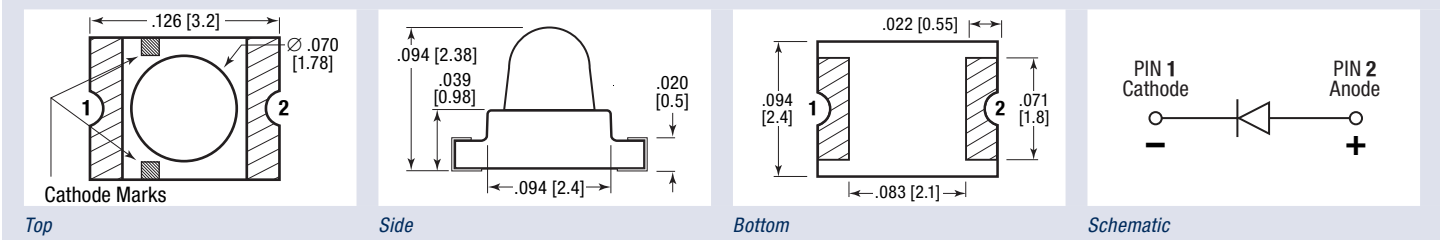
Top View | 1209 & 1210



Color : Wavelength (nm)			Material	Test Current (mA)	Intensity (mcd)			Typ Fwd Voltage (V)		Viewing Angle	Operating Temp (°C)	Storage Temp (°C)
Min	Typ	Max			Min	Typ	Max	Typ	Max			

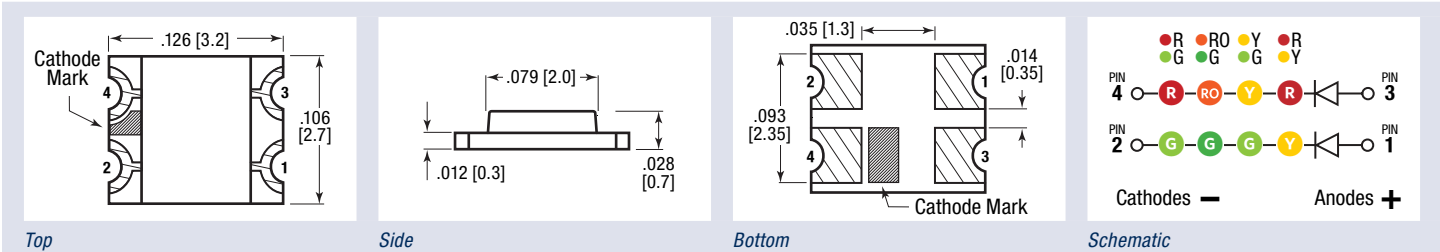
1209 Package ▶ 3.2 x 2.4 x 2.38 mm / Single Color with Lens


597-3001-607F	● R :	630		AllInGaP	20	710	850	2800	2.0	2.4	25	-55 to +85	-55 to +85
597-3041-607F	● RO :	615		AllInGaP		710	2605	4500	2.0	2.4		-30 to +85	-40 to +85
597-3201-607F	● O : 600	605	610	AllInGaP		450	1200	4500	2.0	2.4		-55 to +85	-55 to +85
597-3321-607F	● G :	525		InGaN		710	2000	4500	2.8	3.6		-20 to +80	-30 to +100
597-3401-607F	● Y : 587	590	595	AllInGaP		450	710	1800	2.0	2.4		-55 to +85	-55 to +85
597-3501-607F	● YG :	570		AllInGaP		180	600	1800	2.0	2.4		-55 to +85	-55 to +85
597-3601-607F	● B : 465	470	475	InGaN		560	1400	2240	3.4	3.8		-20 to +80	-30 to +100



1210 Package ▶ 3.2 x 2.7 x 0.7 mm / Bicolor

598-8610-207F	● R : 630	635	640	AllInGaP	20	40	65	90	2.1	2.4	140	-40 to +100	-40 to +100
	● G : 565	570	575	AllInGaP		30	40	50					
598-8621-207F	● RO : 620	625	630	AllInGaP		90	120	150	2.1	2.4			
	● G : 520	525	530	InGaN		260	580	900					
598-8640-207F	● Y : 585	590	595	AllInGaP		80	155	230	2.1	2.4			
	● G : 565	570	575			30	40	50					
598-8660-207F	● Y : 585	590	595	AllInGaP		90	145	200	2.1	2.4			
	● R : 630	635	640			40	65	90					

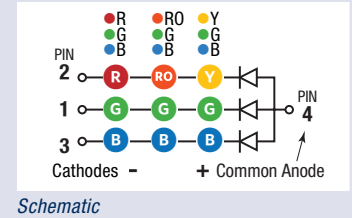
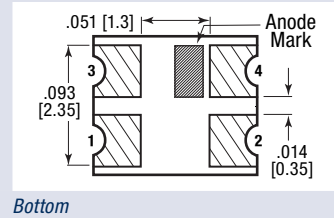
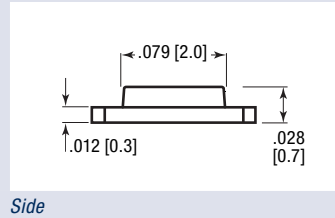
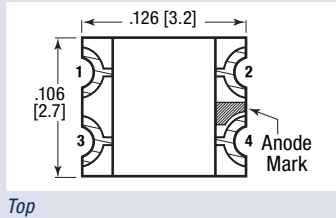




Color : Wavelength (nm)	Material	Test Current (mA)	Intensity (mcd)			Typ Fwd Voltage (V)		Viewing Angle	Operating Temp (°C)	Storage Temp (°C)
			Min	Typ	Max	Typ	Max			

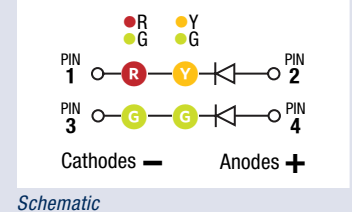
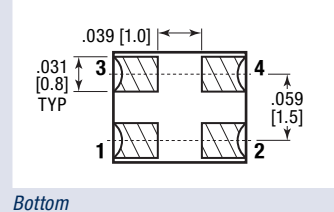
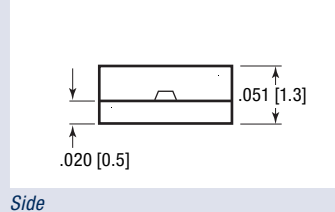
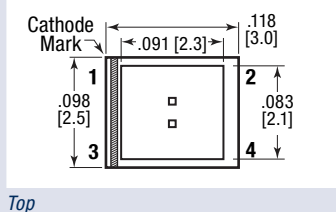
1210 Package ▶ 3.2 x 2.7 x 0.7 mm / Tricolor

598-8610-307F	● R : 630	635	640	AllInGaP	20	40	65	90	2.1	2.4	140	-40 to +100	-40 to +100
	● G : 515	520	525	InGaN		260	580	900	3.1	3.4			
	● B : 465	470	475	InGaN		60	160	260	3.1	3.4			
598-8920-307F	● RO : 620	625	630	AllInGaP	20	90	120	150	2.1	2.4	140	-40 to +100	-40 to +100
	● G : 515	520	525	InGaN		260	580	900	3.1	3.4			
	● B : 465	470	475	InGaN		90	175	260	3.1	3.4			
598-8940-307F	● Y : 585	590	595	AllInGaP	20	60	175	260	2.1	2.4	140	-40 to +100	-40 to +100
	● G : 515	520	525	InGaN		260	580	900	3.1	3.4			
	● B : 465	470	475	InGaN		60	160	260	3.1	3.4			



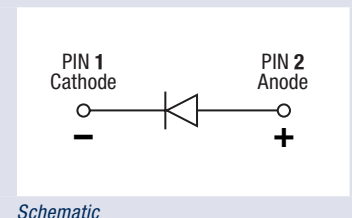
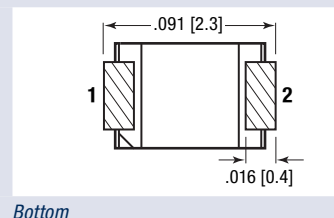
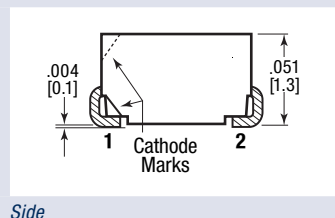
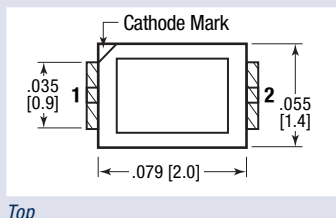
1210 ▶ 3.0 x 2.5 x 1.3 mm / BiColor with Reflector Cup

597-7701-507F	● R : 620	630	640	GaAsP	20	3.6	6.3	11	2.0	2.8	100	-30 to +85	-40 to +85
	● G : 560	570	580	GaP		9	20	45	2.2	2.8			
597-7721-507F	● Y : 582	589	596	GaAsP / GaP	20	5.6	10	18	2.1	2.8	100	-30 to +85	-40 to +85
	● G : 560	570	580	GaP		9	21	45	2.2	2.8			



Mini PLCC-2 ▶ 2.0 x 1.4 x 1.3 mm / Single Color, Low Current

597C-3008-207F	● R : 624	630	636	AllInGaP	2	3.55	9	14	1.8	2.2	120	-40 to +100	-40 to +100
597C-3208-207F	● O : 600	606	609			5.6	14	22.4	1.8	2.2			
597C-3408-207F	● Y : 580	587	595			4.5	11	18	1.8	2.2			
597C-3608-207F	● IceB : X=0.20 / Y=0.30			InGaN	2	9	15.7	22.4	2.75	3.1	120	-40 to +100	-40 to +100
597C-3908-207F	● W : X=0.33 / Y=0.33					9	23	36	2.75	3.1			




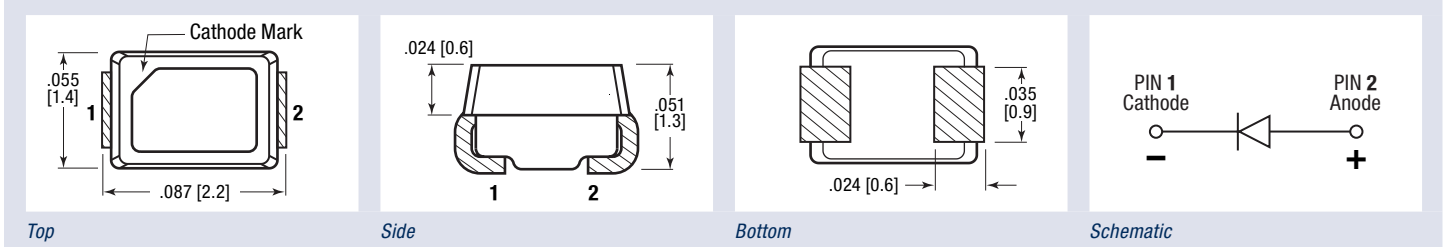
Top View | Mini PLCC-2 & PLCC-2



Color : Wavelength (nm)	Material	Test Current (mA)	Intensity (mcd)			Typ Fwd Voltage (V)		Viewing Angle	Operating Temp (°C)	Storage Temp (°C)
			Min	Typ	Max	Typ	Max			

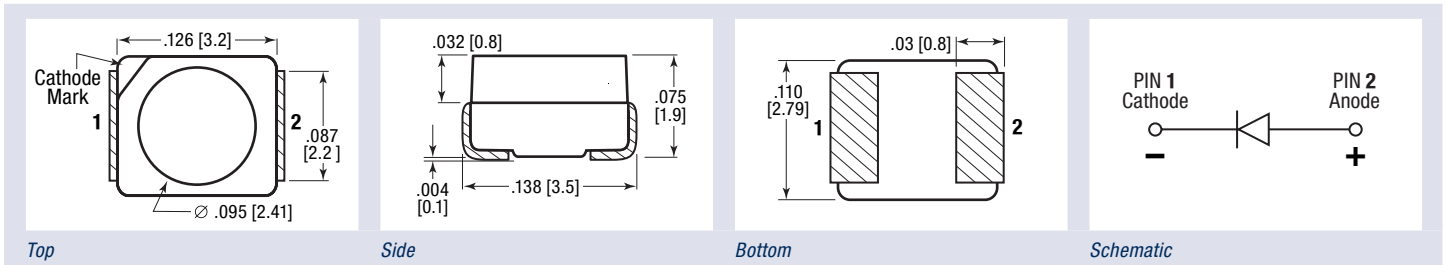
Mini PLCC-2 ▶ 2.2 x 1.4 x 1.3 mm / Single Color


Part Number	Color	Wavelength (nm)	Material	Test Current (mA)	Intensity (mcd)	Typ Fwd Voltage (V)	Viewing Angle	Operating Temp (°C)	Storage Temp (°C)
598-8C10-107F	R	620	AlInGaP	20	280	1.8	120	-40 to +85	-40 to +100
598-8C30-107F	O	605			405	2.4			
598-8C40-107F	Y	595			530	2.4			
598-8C60-107F	YG	570			90	2.4			
598-8C80-107F	G	525	InGaN	20	1500	2.8	120	-40 to +85	-40 to +100
598-8C90-107F	B	475			1900	3.3			



PLCC-2 ▶ 3.5 x 2.8 x 1.9 mm / Single Color Low Current

Part Number	Color	Wavelength (nm)	Material	Test Current (mA)	Intensity (mcd)	Typ Fwd Voltage (V)	Viewing Angle	Operating Temp (°C)	Storage Temp (°C)
597-3008-207F	R	624	AlInGaP	2	7.1	1.8	120	-40 to +100	-40 to +100
597-3208-207F	O	606			12.6	2.2			
597-3308-207F	G	570			18	2.2			
597-3408-207F	Y	580			28	2.2			
					3.55	1.8			
					9	1.8			





Color : Wavelength (nm)	Material	Test Current (mA)	Intensity (mcd)			Typ Fwd Voltage (V)		Viewing Angle	Operating Temp (°C)	Storage Temp (°C)
			Min	Typ	Max	Typ	Max			

PLCC-2 ▶ 3.5 x 2.8 x 1.9 mm / Single Color

597-3001-207F	● R : -	628	-	GaAsP	10	4.5	-	18	2	2.5	120	-40 to +100	-40 to +100
597-3002-307F	● R : -	633	-	AllnGaP	20	112	160	224	2	2.3			
597-3211-207F	● O : -	602	-	GaP	20	11.2	15	-	2.2	2.6		-55 to +100	-55 to +100
597-3225-307F	● A : -	592	-	AllnGaP	20	112.5	140	-	2.2	2.6			
597-3231-207F	● Y : 580	587	595	AllnGaP	20	71	100	140	2	2.4		-40 to +100	-40 to +100
597-3301-207F	● G : 564	570	576	GaAsP/GaP	10	11.2	19.6	28	2	2.5			
597-3306-207F	● G : 564	570	576	GaAlP	10	14	24	36	2	2.5		-55 to +100	-55 to +100
597-3323-307F	● G : -	525	-	InGaN	20	180	224	-	3.7	4.36			
597-3401-207F	● Y : 580	587	595	GaAsP/GaP	10	7.1	12.6	18	2	2.5		-40 to +100	-40 to +100
597-3601-207F	● B : 465	471	477	InGaN	10	14	-	34	3.1	3.7	-40 to +100	-40 to +100	

Top

Side

Bottom

Schematic



3528 Package ▶ 3.5 x 2.8 x 1.9 mm / Single Color

598-8B10-107F	● R : 615	623	630	AllnGaP	20	200	380	560	1.8	2.4	120	-40 to +85	-40 to +100
598-8B30-107F	● O : 600	605	610			260	345	430	1.8	2.4			
598-8B40-107F	● Y : 585	590	595			200	315	430	1.8	2.4			
598-8B60-107F	● YG : 565	570	575	40		80	120	1.8	2.4				
598-8B80-107F	● G : 520	525	530	InGaN		1200	1750	2300	2.8	3.5			
598-8B90-107F	● B : 465	470	475			230	395	560	2.8	3.5			

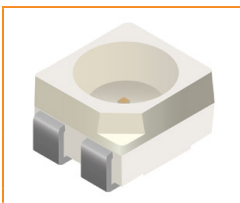
Top

Side

Bottom

Schematic

Top View | PLCC-4



Color : Wavelength (nm)	Material	Test Current (mA)	Intensity (mcd)			Typ Fwd Voltage (V)		Viewing Angle	Operating Temp (°C)	Storage Temp (°C)
			Min	Typ	Max	Typ	Max			

PLCC-4 ▶ 3.5 x 2.8 x 1.9 mm / Single Color High Current


597-3029-207F	● R : 620	625	630	AllnGaP	50	1120	1800	2800	2.15	2.5	120	-40 to +110	-40 to +110
597-3209-207F	● O : 600	606	609	AllnGaP	50	1400	2240	4500	2.15	2.5			
597-3329-207F	● G : 516	525	540	InGaN	30	1120	1800	2240	3.4	3.8			
597-3409-207F	● Y : 586	589	595	AllnGaP	50	1120	1800	2240	2.15	2.65			
597-3609-207F	● B : 463	469	475	InGaN	30	280	450	710	3.4	3.8			
597-3909-207F	○ W : X=0.30 / Y=0.28			InGaN	30	1120	1600	2240	3.3	3.8			

Top

Side

Bottom

Schematic



PLCC-4 ▶ 3.5 x 2.8 x 1.9 mm / Bicolor Low Current

597-7701-207F	● R : 624	630	636	AllnGaP	2	4.5	-	18	1.8	2.2	120	-40 to +100	-40 to +100
	● G : 566	570	575			2.8	-	11.2	1.8	2.2			
597-7721-207F	● Y : 580	587	595	AllnGaP		4.5	-	18	1.8	2.2			
	● G : 566	570	575			2.8	-	11.2	1.8	2.2			

Top

Side

Bottom

Schematic

	Color : Wavelength (nm)			Material	Test Current (mA)	Intensity (mcd)			Typ Fwd Voltage (V)		Viewing Angle	Operating Temp (°C)	Storage Temp (°C)
	Min	Typ	Max			Min	Typ	Max	Typ	Max			
	PLCC-4 ▶ 3.5 x 2.8 x 1.9 mm / Bicolor and Tricolor												

597-7731-207F	● R : 627	633	639	AlInGaP	20	56	112	140	2.0	2.3	120	-40 to +100	-40 to +100
	● Y : 580	587	595			90	140	224	2.0	2.4			
597-7752-007F	● R : 620	—	630	AlInGaP	20	200	400	600	2.0	2.2	120	-40 to +100	-40 to +100
	● G : 515	520	530	InGaN		650	—	1500	3.2	3.6			

Top

Side

Bottom

Schematic

597-7711-307F	● R :	626	AlInGaP	20	40	80	1.9	2.4	120	-55 to +100	-55 to +100	
	● G :	525	InGaN		99	160	180	3.4				4.05
	● B :	470	InGaN		25	40	60	3.4				4.05

Top

Side

Bottom

Schematic

597-7714-007F	● RO : 620	625	630	AlInGaP	20	180	230	380	2.1	2.3	120	-20 to +85	-35 to +85
	● G : 520	525	530	InGaN		650	1000	1200	3.2	3.4			
	● B : 465	468	472.5	InGaN		150	230	350	3.2	3.4			
597-7791-907F	● R : 620	625	630	AlInGaP/ GaAs	20	520	850	1150	2.1	2.4	120	-30 to +85	-40 to +100
	● G : 525	530	535	InGaN		800	1650	1900	3.2	3.6			
	● Y : 585	590	595	AlInGaP/ GaAs		520	800	1150	2.1	2.4			


Top

Side

Bottom

Schematic

Reverse Mount | 1206



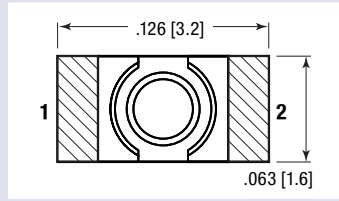
Color : Wavelength (nm)	Material	Test Current (mA)	Intensity (mcd)			Typ Fwd Voltage (V)		Viewing Angle	Operating Temp (°C)	Storage Temp (°C)
			Min	Typ	Max	Typ	Max			

1206 Package Reverse Mount ▶ 3.2 x 1.6 x 1.1 mm / Single Color

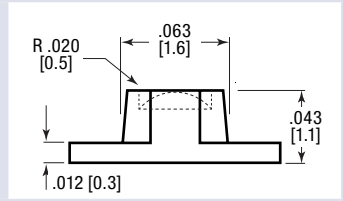
597-6001-607F	● R : -	631	-	AllInGaP	20	18	-	280	2.0	2.4	70	-55 to +85	-55 to +85
597-6201-607F	● O : -	605	-	AllInGaP		71	-	450	2.0	2.4			
597-6301-607F	● G : -	525	-	InGaN		280	-	1120	3.0	3.8			
597-6401-607F	● Y : -	587	-	AllInGaP		28	-	450	2.0	2.4			
597-6501-607F	● YG : 567	-	577	AllInGaP		28	-	180	2.0	2.4			
597-6601-607F	● B : 465	-	475	InGaN		112	-	280	3.0	3.8			
597-6901-607F	○ W : X=0.304 / Y=0.301			InGaN	5	45	112	3.0	3.15	150	-20 to +80	-40 to +85	

1206 Reverse Mount ▶ 3.2 x 1.6 x 1.1 mm / Single Color with Zener Diode

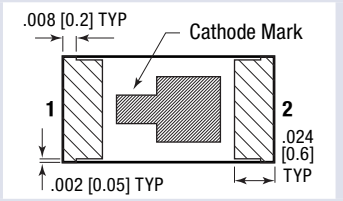
597-6325-607F	● G : 520	-	535	InGaN	20	280	-	1120	3.0	3.8	70	-20 to +80	-30 to +100
---------------	-----------	---	-----	-------	----	-----	---	------	-----	-----	----	------------	-------------



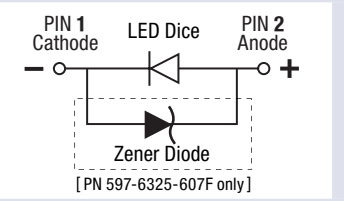
Top



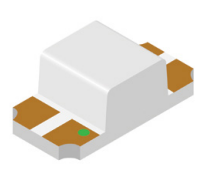
Side



Bottom

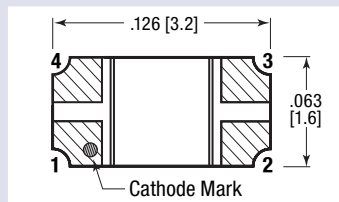


Schematic

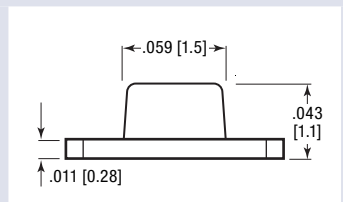


1206 Reverse Mount ▶ 3.2 x 1.6 x 1.1 mm / BiColor

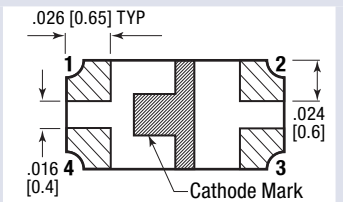
597-7703-607F	● R : -	631	-	AllInGaP	20	28	55	112	2.0	2.4	130	-30 to +85	-40 to +85
	● G : 567	571	577			28	45	112	2.0	2.4			
597-7783-607F	● R : -	631	-	AllInGaP		28	45	112	2.0	2.4		-20 to +80	-30 to +100
	● B : -	470	-	InGaN		28	45	180	3.3	3.8			
597-7784-607F	● O : -	605	-	AllInGaP		71	-	180	2.0	2.4		-20 to +80	-30 to +100
	● B : -	470	-	InGaN		45	-	112	3.3	3.8			



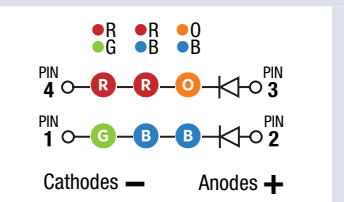
Top



Side



Bottom



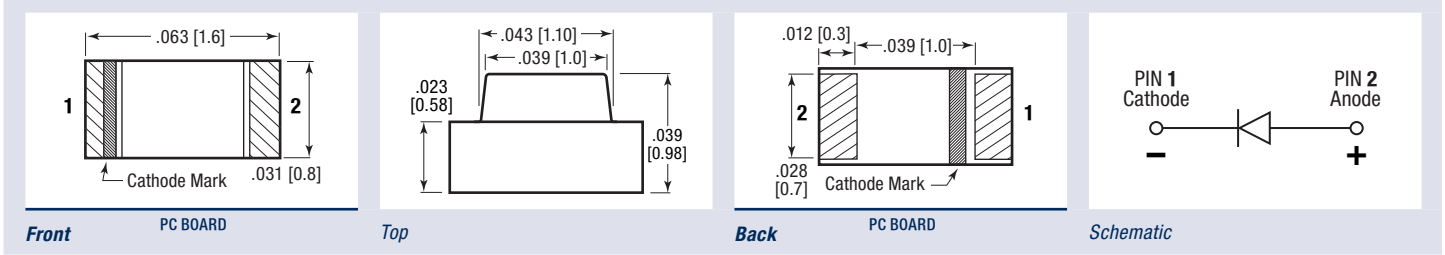
Schematic



Color : Wavelength (nm)	Material	Test Current (mA)	Intensity (mcd)			Typ Fwd Voltage (V)		Viewing Angle	Operating Temp (°C)	Storage Temp (°C)
			Min	Typ	Max	Min	Max			

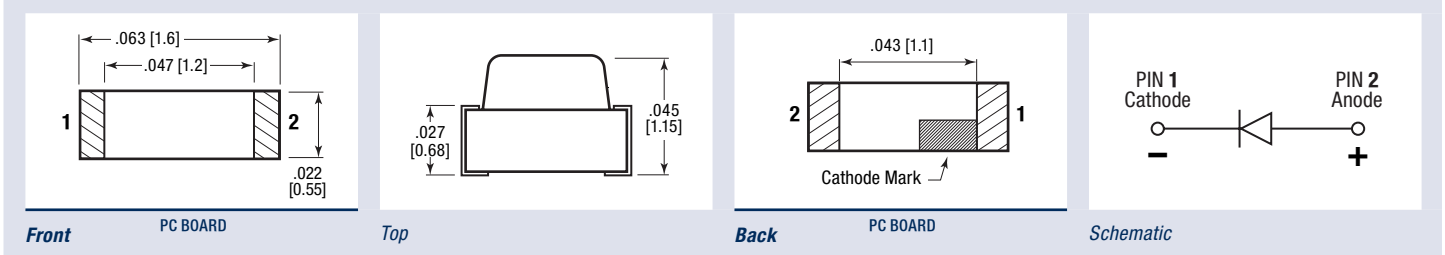
0603 Package Right Angle ▶ 1.6 x 1.0 x 0.8 mm / Single Color

598-8D10-107F	● R : 630	635	640	AllInGaP	20	30	–	90	1.8	2.4	140	-40 to +85	-40 to +100
598-8D20-107F	● RO : 620	625	630			150	240	330	1.8	2.4			
598-8D30-107F	● O : 600	605	610			90	145	200	1.8	2.4			
598-8D40-107F	● Y : 585	590	595			120	160	200	1.8	2.4			
598-8D60-107F	● YG : 565	570	575			28	54	80	1.8	2.4			
598-8D80-107F	● G : 510	525	535			70	135	200	2.8	3.5			
598-8D90-107F	● B : 460	470	475	InGaN	350	440	530	2.8	3.5				



0605 Package Right Angle ▶ 1.6 x 1.15 x 0.55 mm / Single Color


597-2003-507F	● R : 625	630	635	AllInGaP	20	16	40	–	2.2	–	135	-40 to +85	-40 to +100
597-2033-507F	● R : 615	620	625	AllInGaP		25	63	–	2.2	–	135		
597-2203-507F	● O : 602	605	608	AllInGaP		40	100	–	2.2	–	135		
597-2323-507F	● G : 520	527	535	InGaN	5	22	56	–	3.0	–	130		
597-2403-507F	● Y : 587	590	593	AllInGaP	20	36	63	–	2.0	–	135		
597-2503-507F	● YG : 569	572	575	AllInGaP		10	25	–	2.2	–	135		
597-2603-507F	● B : 464	470	476	InGaN		56	140	–	3.2	–	140		
597-2903-507F	○ W : X=0.31/Y=0.31			InGaN	10	90	170	–	3.1	–	150		



NOTE: Right Angle SMDs are shown in the diagrams in front, top, and back views, with front and back oriented with the PCB below. The front and back diagrams flip across the y-axis.

Right Angle | 1208

Color : Wavelength (nm)	Material	Test Current (mA)	Intensity (mcd)			Typ Fwd Voltage (V)		Viewing Angle	Operating Temp (°C)	Storage Temp (°C)
			Min	Typ	Max	Typ	Max			



1208 Package Right Angle ▶ 3.0 x 1.5 x 1.0 mm / TriColor

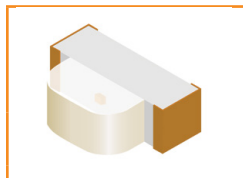
597-2712-607F	● R :	624	AllInGaP	20	45	-	180	2.0	2.4	130	-20 to +80	-30 to +100
	● G :	525	InGaN		112	-	450	3.5	3.8			
	● B :	470	InGaN		28	-	180	3.5	3.8			

Front PC BOARD

Top

Back PC BOARD

Schematic



1208 Right Angle ▶ 3.0 x 2.0 x 1.0 mm / Single Color

597-2002-407NF	● R :	626	AllInGaP	20	-	-	-	1.9	2.4	130	-40 to +85	-40 to +100
597-2111-407F	● R :	647	AlGaAs		6.2	12.4	-	1.7	2.3		-30 to +85	-40 to +100
597-2212-407NF	● O :	606	GaAsP		68	150	-	1.9	2.4		-40 to +85	-40 to +120
597-2222-407F	● Y :	590	AllInGaP		16	65	-	1.9	2.4		-40 to +85	-40 to +100
597-2311-407F	● G :	567	GaP		2.6	5.2	-	2.1	2.8		-30 to +85	-40 to +100
597-2401-407F	● Y : 590	590	GaAsP/GaP		1.5	3	-	2.2	2.8		-30 to +85	-40 to +100
597-2413-407F	● Y :	586	GaP		4.4	8.8	-	2.1	2.8		-30 to +85	-40 to +100

Front PC BOARD

Top

Back PC BOARD

Schematic



Color : Wavelength (nm)	Material	Test Current (mA)	Intensity (mcd)			Typ Fwd Voltage (V)		Viewing Angle	Operating Temp (°C)	Storage Temp (°C)
			Min	Typ	Max	Typ	Max			

1208 Right Angle ▶ 3.0 x 2.0 x 1.0 mm / Single Color


597-2002-607F	● R : —	631	—	AllInGaP	20	71	125	180	2.0	2.4	130	-55 to +85	-55 to +85	
597-2211-607F	● O : 598	605	612			71	125	180	2.0	2.4				
597-2222-607F	● Y : 587	589	592			71	125	180	2.0	2.4				
597-2501-607F	● G : 570	572	577			28	50	71	2.0	2.4				
597-2601-607F	● G : 520	525	535			InGaN	112	195	280	3.2				3.6
597-2901-607F	● B : 465	470	475				71	125	180	3.4				3.8

Front PC BOARD

Top

Back PC BOARD

Schematic



1208 Right Angle ▶ 3.0 x 2.0 x 1.0 mm / BiColor

597-2732-607F	● R : 624	638	AllInGaP	20	40	—	112	2.4	130	-30 to +85	-40 to +85
	● Y : 587	594.5			45	—	180	2.4			
597-2771-607F	● R : 624	639	638	20	40	—	112	2.4	130	-30 to +85	-40 to +85
	● G : 570.5	574	576.5		28	—	71	2.4			

Front PC BOARD

Top

Back PC BOARD

Schematic

597-2723-607F	● G : 567	571	576	AllInGaP	20	18	35	112	2.0	2.4	130	-55 to +85	-55 to +85
597-2724-607F <i>Reverse Polarity</i>	● Y : 582	589	597			28	75	118	2.0	2.4			
	● G : —	571	—			71	150	280	2.0	2.4			
597-2751-607F	● R : —	631	—			18	50	112	2.0	2.4			
	● G : 567	571	576	18	45	—	2.0	2.4	-55 to +85	-55 to +85			

Front PC BOARD

Top

Back PC BOARD

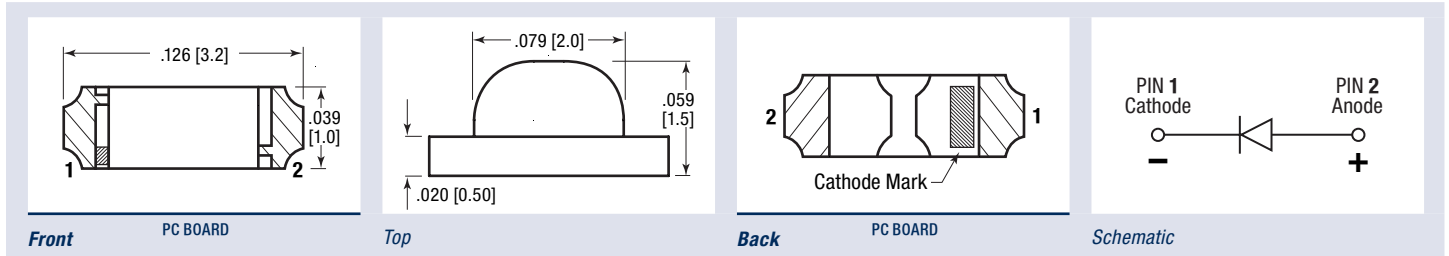
Schematic

Right Angle | 1208

	Color : Wavelength (nm)			Material	Test Current (mA)	Intensity (mcd)			Typ Fwd Voltage (V)		Viewing Angle	Operating Temp (°C)	Storage Temp (°C)
	Min	Typ	Max			Min	Typ	Max	Typ	Max			

1208 Right Angle ▶ 3.2 x 1.5 x 1.0 mm / Single Color

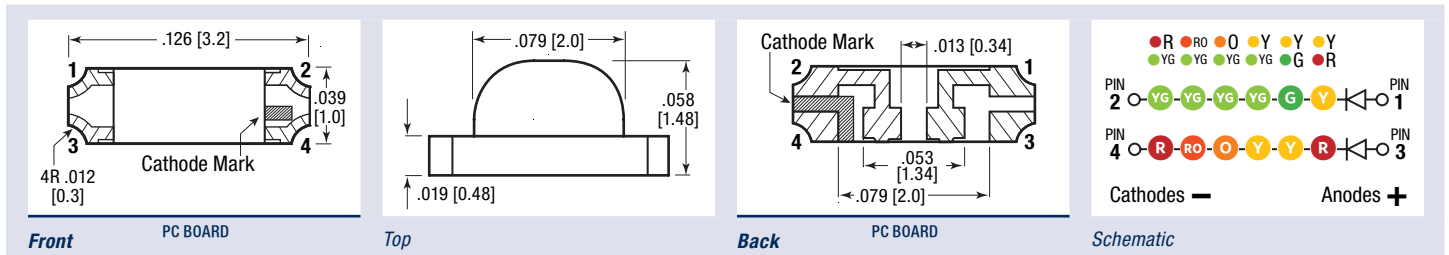
Part No.	Color	Wavelength (nm)	Material	Test Current (mA)	Intensity (mcd)	Typ Fwd Voltage (V)	Viewing Angle	Operating Temp (°C)	Storage Temp (°C)				
598-8310-117F	R	625	AlInGaP	20	40	2.1	140	-40 to +100	-40 to +100				
598-8320-117F	RO	625			120					150	200		
598-8330-117F	O	600			70					110	150		
598-8340-117F	Y	590			90					140	200		
598-8350-117F	YG	570			90					140	200		
598-8360-117F	G	563			43					65	80		
598-8370-117F	G	563	InGaN	20	18	3.1	140	-40 to +100	-40 to +100				
598-8380-117F	G	515			260					480	900	3.1	3.4
598-8391-117F	B	465			90					170	260	3.2	3.5




	Color : Wavelength (nm)			Material	Test Current (mA)	Intensity (mcd)			Typ Fwd Voltage (V)		Viewing Angle	Operating Temp (°C)	Storage Temp (°C)
	Min	Typ	Max			Min	Typ	Max	Typ	Max			

1208 Right Angle ▶ 3.2 x 1.5 x 1.0 mm / BiColor

Part No.	Color	Wavelength (nm)	Material	Test Current (mA)	Intensity (mcd)	Typ Fwd Voltage (V)	Viewing Angle	Operating Temp (°C)	Storage Temp (°C)
598-8510-207F	R	625	AlInGaP	20	40	2	140	-40 to +100	-40 to +100
	YG	562			80				
598-8520-207F	O	620	AlInGaP	20	30	2	140	-40 to +100	-40 to +100
	YG	562			40				
598-8530-207F	A	600	AlInGaP	20	90	2	140	-40 to +100	-40 to +100
	YG	562			30				
598-8540-207F	Y	585	AlInGaP	20	90	2	140	-40 to +100	-40 to +100
	YG	562			30				
598-8550-207F	Y	587	AlInGaP	20	90	2	140	-40 to +100	-40 to +100
	G	515			260				
598-8560-207F	Y	587	AlInGaP	20	90	2.2	140	-40 to +100	-40 to +100
	R	630			40				





Color : Wavelength (nm)	Material	Test Current (mA)	Intensity (mcd)			Typ Fwd Voltage (V)		Viewing Angle	Operating Temp (°C)	Storage Temp (°C)
			Min	Typ	Max	Typ	Max			

1208 Right Angle ▶ 3.2 x 1.5 x 1.0 mm / TriColor

598-8810-307F	● R : 630	640	AllInGaP	20	35	100	2.4	160	-40 to +100	-40 to +100
	● G : 515	530	InGaN		200	560	3.5			
	● B : 465	475	InGaN		60	200	3.5			
598-8820-307F	● RO : 600	610	AllInGaP	20	70	200	2.4	160	-40 to +100	-40 to +100
	● G : 515	530	InGaN		200	560	3.5			
	● B : 465	475	InGaN		60	200	3.5			
598-8840-307F	● Y : 587	597	AllInGaP	20	70	200	2.4	160	-40 to +100	-40 to +100
	● G : 515	530	InGaN		200	560	3.5			
	● B : 465	475	InGaN		60	200	3.5			

Front PC BOARD

Top

Back PC BOARD

Schematic



1616 Package Right Angle ▶ 4.0 x 4.0 x 3.6 mm / Single Color Low Current

597-2001-213F	● R : 624	630	636	AllInGaP	2	20	40	60	1.8	120	-40 to +100	-40 to +100
597-2301-213F	● G : 566	570	575			10	42	50	1.8			
597-2401-213F	● Y : 580	587	595			25	70	115	1.8			

1616 Right Angle ▶ 4.0 x 4.0 x 3.6 mm / Single Color

597-2201-815F	● Y : 580	587	595	AllInGaP	30	280	—	900	2.1	120	-40 to +100	-40 to +100
597-2301-824F	● G : 519	537			20	45	—	900	2			
597-2321-816F	● G : 566	528	575	InGaN	20	355	—	112	3.5	120	-40 to +100	-40 to +100
597-2601-817F	● B : 464	470	476		2	90	—	224	3.6			
597-2901-822F	○ W : X=0.330/Y=0.330				20	355	—	710	3.6			

Top


Front PC BOARD

Side PC BOARD


Bottom and Schematic

More Optoelectronic Products from Dialight Signals & Components

Board Mount Indication



Prism[®] SMD



CBI[®] Through Hole



Optopipe[®] Light Pipes

Panel Mount Indication



Military & Relampable



LED PMI



Based LED Bulbs

The Most Reliable, The Most Options.

North American HQ

1501 Route 34 South
Farmingdale, NJ 07727
Tel: 732.919.3119

info@dialightsignalsandcomponents.com

Dialight reserves the right to make changes at any time in order to supply the best product possible. The most current version of this document will always be available at: www.dialightsignalsandcomponents.com
Warranty Statement: Except for the warranty expressly provided for [herein/above/below], Dialight disclaims any and all other warranties, express or implied, including, without limitation, any warranties of merchantability, fitness for a particular purpose, title, and noninfringement.

www.dialightsignalsandcomponents.com

Dialight_SMD_Selector Guide_060820

X-ON Electronics

Largest Supplier of Electrical and Electronic Components

Click to view similar products for [Standard LEDs - SMD category](#):

Click to view products by [Dialight manufacturer](#):

Other Similar products are found below :

[LTST-C190KYKT](#) [LTST-C19GD2WT](#) [LTST-N683GBEW](#) [LTW-170ZDC](#) [598-8110-100F](#) [598-8170-100F](#) [598-8610-202F](#) [67-22VRVGC/TR8](#) [AAAF5060QBFSEEZGS](#) [HLMP-6305-L0011](#) [APT1608QGW](#) [15-21UYC/S530-A3/TR8](#) [EAST2012YA0](#) [EASV1803BA0](#) [LG M67K-H1J2-24-0-2-R18-Z](#) [LS A676-P2S1-1](#) [SML310BATT86](#) [SML-LX0606SISUGC/A](#) [SML-LXL1307SRC-TR](#) [SML-LXR851SIUPGUBC](#) [LT1ED53A](#) [FAT801-S](#) [AM27ZGC03](#) [APB3025SGNC](#) [APFA3010SURKCGKQBDC](#) [APHK1608VGCA](#) [APT2012QGW](#) [LTST-C250KGKT](#) [LTW-010DCG](#) [LTW-020ZDCG](#) [LTW-21TS5](#) [LTW-220DS5](#) [LY L29K-H1J2-26](#) [JANTXM19500/521-02](#) [UYGT801-S](#) [42-21UYC/S530-A3/TR8](#) [LO T67F-V1AB-24-1](#) [YGFR411-H](#) [598-8330-117F](#) [SML-LX0402IC-TR](#) [CMDA20AYAA7D1S](#) [CMDA16AYDR7A1X](#) [598-8040-100F](#) [598-8070-100F](#) [598-8140-100F](#) [598-8610-200F](#) [EAST2012GA0](#) [EAPL3527GA5](#) [SML-LXL1209SYC/ATR](#) [EASV3020YGA0](#)