

Dialight

PWM SERIES LV LINEAR MODULES



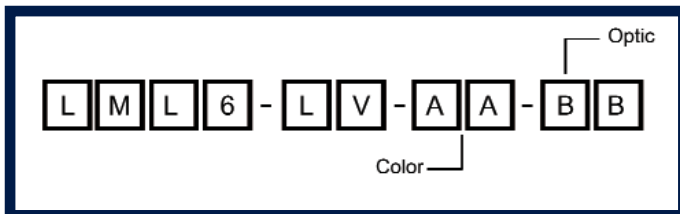
FEATURES / BENEFITS

- ▲ Fully modular linear arrays of ultra high brightness LEDs
- ▲ Utilizes the latest 100+ lumen LUXEON® Rebel™ LEDs for cool white, 100+ lumen for neutral white & 50+ lumen for warm white
- ▲ Onboard 350mA constant current driver runs off low voltage input
- ▲ ETL listed to UL2108 standards
- ▲ Choice of colour temperatures & optical patterns
- ▲ >70% lumen maintenance @ 50,000 hours at max acceptable ambient temperature
- ▲ Primary heatsinking included
- ▲ Color binned for consistent color

OPERATING CONDITIONS

- ▲ Operating Ambient temperature -30°C to +55°C
- ▲ Onboard driver model operates off 12-24VDC / 11-17VAC input
- ▲ Max modules per run = 10 @ 12VAC, 16 @ 24VDC input
- ▲ Typical power consumption 8.0W per module
- ▲ Additional heatsinking required for optimal performance
- ▲ Current draw 580mA @ 12VDC input*
290mA @ 24VDC input*

ORDERING INFORMATION



APPLICATION

- ▲ Linear lighting
- ▲ Accent lighting
- ▲ Flood lighting
- ▲ Street & area lighting
- ▲ General illumination

**Note:- 750mA per unit required for initial start-up*

MATERIALS / FINISH

- ▲ Six premium LUXEON Rebel LEDs per module
- ▲ Anodized cast aluminum heatsink
- ▲ Dialight-Lumidrives optics (OPC 11 Series)
- ▲ Onboard 350mA constant current driver
- ▲ **Required Entry Cable**, Power Supply to 1st module (sold separately): LML6-LV-CON-CAB

Typical Colour (AA) Temperature

CW = 5000K - 6350K
NW = 3800K - 4100K
WW = 2850K - 3250K

Optic (BB)

SP = 5 degree spot
MD = 8 degree med.
WD = 20 degree wide
OV = 5X25 degree oval
FR = 7 degree frosted spot

**All angles are half divergence*

Connectors

LML6-LV-CON-CAB (sold separately)
 Entry cable, power supply to 1st module
LML6-LV-M2M-CAB (ships w/ 1 in box)
 Connection cable (module to module)

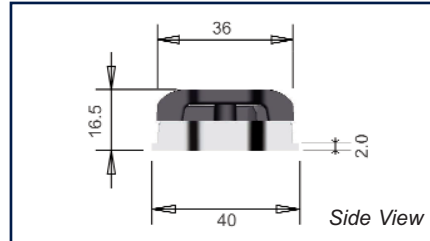
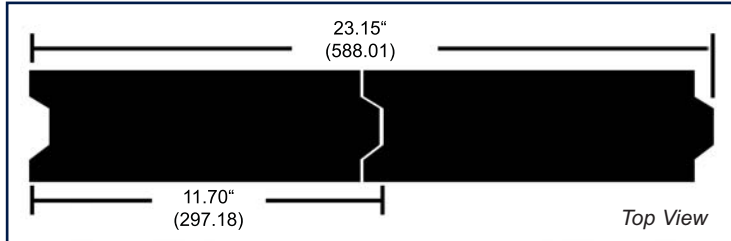
** Cables use AWG 20 wires*

MECHANICAL DIMENSIONS

11.7" x 1.498" x 0.585"
(297.18mm x 38.05mm x 14.86mm)

Mounting hole spacing = 3.22" [81.8mm].
Max screw size #8

Total length for "Z" units connected end to end =
 $(Z \times 11.7) - ((Z-1) \times 0.25)$ (inches)
 $(Z \times 297.2) - ((Z-1) \times 6.35)$ (mm)



Example: 2 units total length = 23.15" [588.01]

ASSEMBLY INFORMATION



1) Remove cover from module (**Do not remove mask**)

2) Connect **LML6-LV-M2M-CAB** quick connect cables between modules as indicated in the photo. If desired, insert 8/32 or M6 mounting screws in holes provided.

3) Wire between cables may be routed through end as indicated in photo or around side of module.

4) Connect **LML6-LV-CON-CAB** into front of first module.

5) Replace cover.

6) Connect leads on **LML6-LV-CON-CAB** to low voltage power supply. Red wire to +, black wire to -

PHOTOMETRIC DATA

IES 32 files available, consult factory

Dialight reserves the right to make changes at any time in order to supply the best product possible.

The most current version of this document will always be available at:

www.dialight.com/Assets/Brochures_And_Catalogs/Illumination/MDEXLUMPWMLV.pdf

MDEXLUMPWMLV_C

X-ON Electronics

Largest Supplier of Electrical and Electronic Components

Click to view similar products for [LED Lighting Bars and Strips](#) category:

Click to view products by [Dialight](#) manufacturer:

Other Similar products are found below :

[ZLF0310W62524](#) [LF1D-F2F-2W-300](#) [LF2D-EN2F-2W-A](#) [RF-G27HI3510-241202081-A0 IP20](#) [S010030CB3SB7](#) [S010030CB3SB7 \(BLACK PCB\)](#) [S010060CB1LZ \(NEUTRAL WHITE IP65\)](#) [S010060CB1LZ \(WARM WHITE IP65\)](#) [S010060CB3SB7](#) [S010060CC1LZ \(WARM WHITE IP65\)](#) [S012060CB4ST \(BLACK PCB\)](#) [L202-3080033C30001](#) [PUUA-100LLL-NK2P](#) [ZLF-1210-W5-10-24](#) [ZLF-0310-W5-10-24](#) [ZLF-0610-W5-10-24](#) [ZLF-0610-W1-10-24](#) [LFBML-SW860-24V-6S83-20-IC](#) [TRON 20X280-24-E-830-08S3P](#) [TRON 20X280-24-E-840-08S3P](#) [TRON 20X280-24-E-850-08S3P](#) [TRON 20X280-24-E-930-08S3P](#) [TRON 20X280-24-E-940-08S3P](#) [TRON 20X280-24-E-965-08S3P](#) [TRON 20X280-24-E-9830-08S3P](#) [TRON 20X280-24-E-9840-08S3P](#) [TRON 24X280-E-827-865-08S3P](#) [TRON 24X280-E-830-000-08S3P](#) [TRON 24X280-E-840-000-08S3P](#) [TRON 24X280-E-850-000-08S3P](#) [TRON 24X280-E-927-965-08S3P](#) [TRON 24X280-E-930-000-08S3P](#) [TRON 24X280-E-940-000-08S3P](#) [TRON 24X280-E-965-000-08S3P](#) [TRON 24X280-E-9827-9865-08S3P](#) [TRON 24X280-E-9830-000-08S3P](#) [TRON 24X280-E-9840-000-08S3P](#) [TRON 24X280-E-9865-000-08S3P](#) [TRON 24X560-E-827-865-16S3P](#) [TRON 24X560-E-827-865-08S6P](#) [TRON 24X560-E-830-000-08S6P](#) [TRON 24X560-E-840-000-16S3P](#) [TRON 24X560-E-840-000-08S6P](#) [TRON 24X560-E-850-000-16S3P](#) [TRON 24X560-E-850-000-08S6P](#) [TRON 24X560-E-927-965-16S3P](#) [TRON 24X560-E-927-965-08S6P](#) [TRON 24X560-E-930-000-16S3P](#) [TRON 24X560-E-930-000-08S6P](#) [TRON 24X560-E-940-000-16S3P](#)