

16-Channel LED Driver for Local Dimming

1 Description

The AS3812 is the next generation of fully integrated 16-channel LED backlight driver. LED current set resistors are integrated in order to save external components as well as reducing the pin-count of the IC while maintaining a very high absolute LED current accuracy of $\pm 1\%$.

The speed of the current regulation has been increased to support minimum PWM on times down to $1\mu\text{s}$. 12-bit fully flexible PWM generators per channel and 10-bit LED current resolution can be used to adjust the brightness of the LED strings.

Dialog's patented digital enhanced DC/DC feedback function is regulating any external SMPS to the best suitable output voltage needs of the LED strings to minimize power dissipation.

Dialog's patented dimming method allows synchronizing the PWM generators with V/HSYNC of the video SOC/GPU.

The device can be programmed via SPI and daisy chain connection to cascade many devices easily.

2 Features

- 16 fully flexible, 12-bit PWM generators provide optimum power savings through local dimming
 - » Period, high time, delay, reverse functions
- Global 10-bit IDAC gives $\pm 1\%$ LED current accuracy for highest brightness uniformity
- Integrated current sink FETs and current set resistors – Lower BOM cost
- VSYNC and HSYNC inputs and integrated digital PLL allow synchronization with TV frame
- Universally compatible DC/DC feedback architecture with digital enhancement – configurable via SPI
- Fully protected with integrated features
 - » Short/Open LED detection
 - » Over-temperature shutdown
 - » Register lock/unlock
- Minimum PWM on-time of $1\mu\text{s}$ – enables high contrast ratios

3 Applications

- Ultra-HD/4K TVs
- LCD Monitors
- Notebooks/medium-small size displays

16-Channel LED Driver for Local Dimming

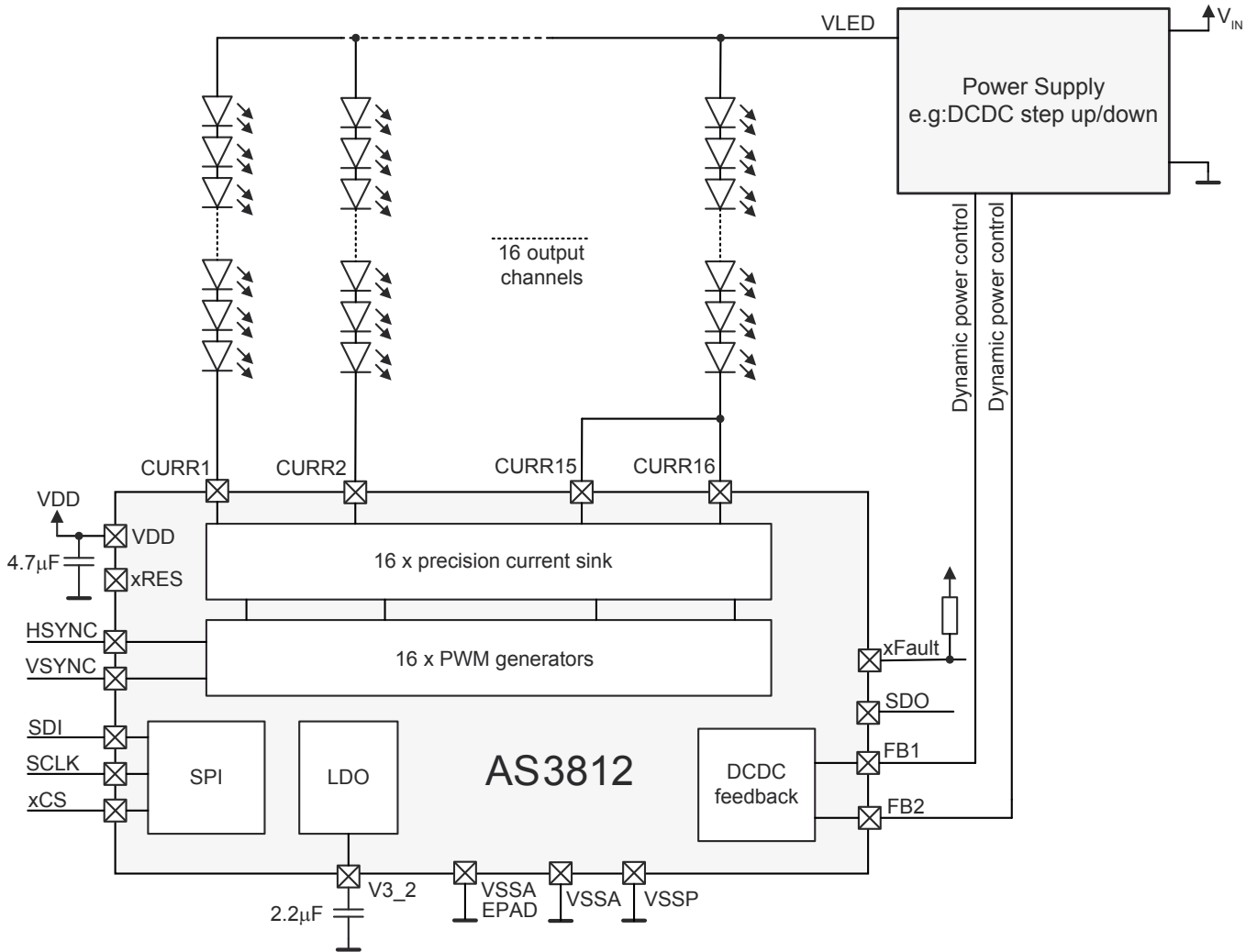


Figure 3.1 : AS3812 Typical Application
 (With CURR15 and CURR16 connected together to show increased LED string current capability by paralleling outputs)

16-Channel LED Driver for Local Dimming

4 Pinout Description

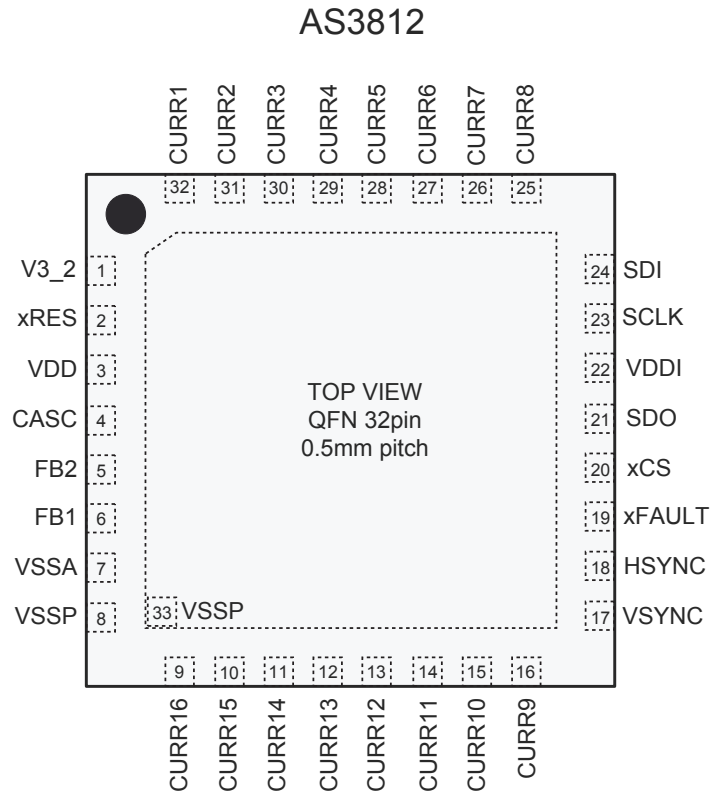


Figure 4.1 : Pin Diagram of AS3812 (Top View)

Pin Number	Pin Name	Type	Pin Description	If Not Used
1	V3_2	P	Output of 3.2V LDO Connect 2.2µF capacitor to GND	
2	xRES	DI	Reset input active low Connect pull up resistor to VDDI	
3	VDD	P	Supply Voltage input Connect 4.7µF bypass capacitor to GND	
4	CASC	A_I/O	Connect to external cascade circuit	Leave open
5	FB2	A_I/O	Power supply feedback Connect to external SMPS	Leave open
6	FB1	A_I/O	Power supply feedback Connect to external SMPS	Leave open
7	VSSA	P	GND	
8	VSSP	P	GND	
9	CURR16	A_I/O	LED current output	Leave open
10	CURR15	A_I/O	LED current output	Leave open

16-Channel LED Driver for Local Dimming

4 Pinout Description (cont'd)

Pin Number	Pin Name	Type	Pin Description	If Not Used
11	CURR14	A_I/O	LED current output	Leave open
12	CURR13	A_I/O	LED current output	Leave open
13	CURR12	A_I/O	LED current output	Leave open
14	CURR11	A_I/O	LED current output	Leave open
15	CURR10	A_I/O	LED current output	Leave open
16	CURR9	A_I/O	LED current output	Leave open
17	VSYNC	DI-PD	Vertical sync frequency, PWM generator start/reset, DPLL input	Leave open
18	HSYNC	DI-PD	External clock input	Leave open
19	xFAULT	DO-OD	Fault output (interrupt, active low) Connect pull up resistor to VDDI	Leave open
20	xCS	DI-PU	SPI interface chip select (active low)	Leave open
21	SDO	DO	SPI interface data output Daisy Chain: Connect to SDI of next device	Leave open
22	VDDI	P	Power Supply of digital input/output cells	Leave open
23	SCLK	DI-PD	SPI interface clock	Leave open
24	SDI	DI-PD	SPI interface data input	Leave open
25	CURR8	A_I/O	LED current output	Leave open
26	CURR7	A_I/O	LED current output	Leave open
27	CURR6	A_I/O	LED current output	Leave open
28	CURR5	A_I/O	LED current output	Leave open
29	CURR4	A_I/O	LED current output	Leave open
30	CURR3	A_I/O	LED current output	Leave open
31	CURR2	A_I/O	LED current output	Leave open
32	CURR1	A_I/O	LED current output	Leave open
33	EP	P	Exposed Pad: Connect to GND	

A_I/O: Analog pin

P: Power pin

DO: Digital Output

DO_OD: Digital Output Open Drain

DI: Digital Input

DI_PU: Digital Input with Pull Up resistor

DI_PD: Digital Input with Pull Down resistor

16-Channel LED Driver for Local Dimming

5 Absolute Maximum Ratings

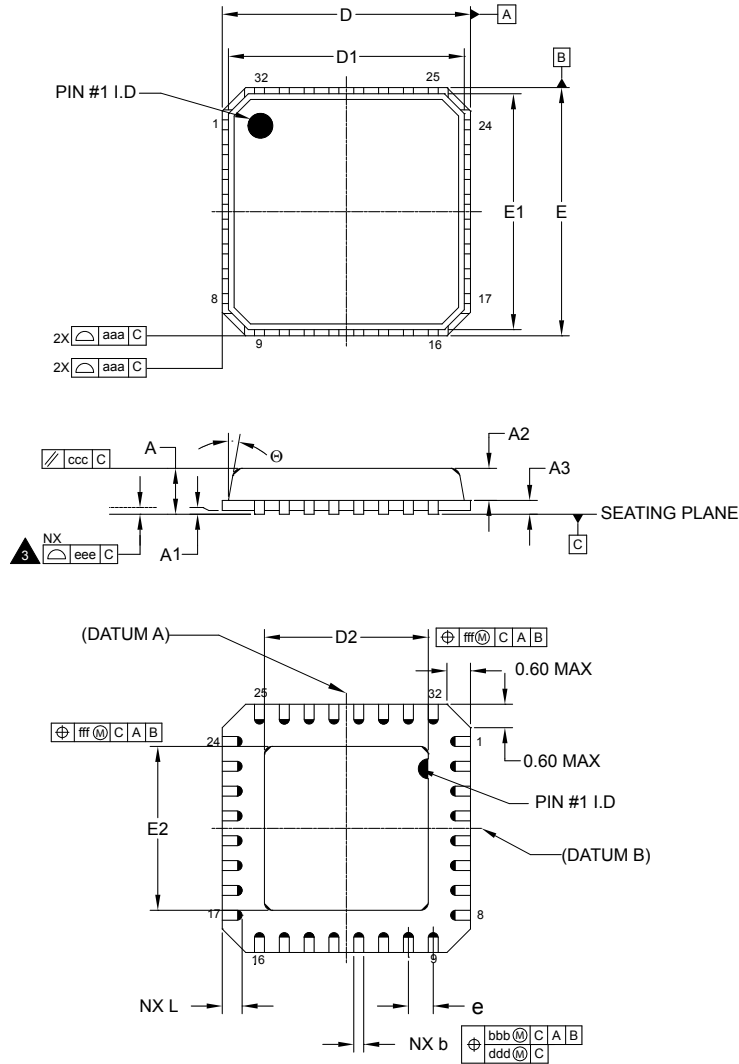
Absolute maximum ratings are the parameter values or ranges which can cause permanent damage if exceeded. For maximum safe operating conditions, refer to the Electrical Characteristics section.

Parameter	Symbol	Comments	Min	Max	Unit
Electrical Parameters					
Supply Voltage to Ground	V_{DDMAX} / V_{GND}	Applicable for pin VDD	-0.3	7	V
Maximum Voltage	V_{IN_5V}	Applicable for pins: FB1, FB2, VSYNC, HSYNC, V3_2, SDI, SDO, SCLK, xCS, xFAULT, xRES, VDDI	-0.3	VDD+0.3	V
Maximum voltage CURRx pins	V_{IN_30V}	Applicable for pins: CURR1-CURR16	-0.3	30	V
Input Current (latch-up immunity)	I_{SCR}	JEDEC JESD78D Nov 2011	±100		mA
Electrostatic Discharge					
Electrostatic Discharge on all 5V pins - HBM	ESD_{HBM_LV}	JS-001-2012	±2000		V
Electrostatic Discharge on all HV pins - HBM	ESD_{HBM_HV}	JS-001-2012	±8000		V
Electrostatic Discharge CDM	ESD_{CDM}	JEDEC JESD22-C101F Oct 2013	±500		V
Electrostatic Discharge MM	ESD_{MM}	JESD22-A115C	±100		V
Temperature Ranges and Storage Conditions					
Junction to Ambient Thermal Resistance	R_{THJA}	R_{THJA} typical 35°C/W			°C/W
Operating Junction Temperature	T_J		-20	115	°C
Storage Temperature Range	T_{STRG}		-55	150	°C
Package Body Temperature	T_{BODY}	IPC/JEDEC J-STD-020 The reflow peak soldering temperature (body temperature) is specified according to IPC/JEDEC J-STD-020 "Moisture/Reflow Sensitivity Classification for Non-hermetic Solid State Surface Mount Devices." The lead finish for Pb-free leaded packages is "Matte Tin" (100% Sn)		260	°C
Relative Humidity (non-condensing)	RH_{NC}		5	85	%
Moisture Sensitivity Level	MSL	Maximum floor life time of 168h	3		

Note 1. Stresses beyond those listed under "Absolute Maximum Ratings" may cause permanent damage to the device. These are stress ratings only, so functional operation of the device at these or any other conditions beyond those indicated in the Electrical Characteristics of the specification is not implied. Exposure to absolute maximum rating conditions for extended periods may affect device reliability.

16-Channel LED Driver for Local Dimming

6 Physical Dimensions



REF.	MIN	NOM	MAX
A	0.80	0.90	1.00
A1	0	0.02	0.05
A2	-	0.65	1.00
A3	0.20 REF		
L	0.35	0.40	0.45
θ	0°	-	14°
b	0.18	0.25	0.30
D	5.00 BSC		
E	5.00 BSC		
e	0.50 BSC		
D2	3.40	3.50	3.60
E2	3.40	3.50	3.60
D1	4.75 BSC		
E1	4.75 BSC		
aaa	-	0.15	-
bbb	-	0.10	-
ccc	-	0.10	-
ddd	-	0.05	-
eee	-	0.08	-
fff	-	0.10	-
N	32		

NOTE:

- DIMENSIONING AND TOLERANCING CONFORM TO ASME Y14.5M-1994.
- ALL DIMENSIONS ARE IN MILLIMETERS (ANGLES IN DEGREES)
- COPLANARITY APPLIES TO THE EXPOSED HEAT SLUG AS WELL AS THE TERMINAL.
- RADIUS ON TERMINAL IS OPTIONAL.
- N IS THE TOTAL NUMBER OF TERMINALS.

Figure 6.1 : QFN-32 package outline drawing

16-Channel LED Driver for Local Dimming**7 Ordering Information**

Part Number	Ordering Code	Options	Package	Description
AS3812A	AS3812A-ZQFT	16-Channel Version	32-Pin QFN	Tape & Reel ¹

Note 1. Tape & Reel packing quantity is 4,000/reel. Minimum packing quantity is 4,000.

16-Channel LED Driver for Local Dimming

Disclaimer

Information in this document is believed to be accurate and reliable. However, Dialog Semiconductor does not give any representations or warranties, expressed or implied, as to the accuracy or completeness of such information. Dialog Semiconductor furthermore takes no responsibility whatsoever for the content in this document if provided by any information source outside of Dialog Semiconductor.

Dialog Semiconductor reserves the right to change without notice the information published in this document, including without limitation the specification and the design of the related semiconductor products, software and applications.

Applications, software, and semiconductor products described in this document are for illustrative purposes only. Dialog Semiconductor makes no representation or warranty that such applications, software and semiconductor products will be suitable for the specified use without further testing or modification. Unless otherwise agreed in writing, such testing or modification is the sole responsibility of the customer and Dialog Semiconductor excludes all liability in this respect.

Customer notes that nothing in this document may be construed as a license for customer to use the Dialog Semiconductor products, software and applications referred to in this document. Such license must be separately sought by customer with Dialog Semiconductor.

All use of Dialog Semiconductor products, software and applications referred to in this document are subject to [Dialog Semiconductor's Standard Terms and Conditions of Sale](#), available on the company website (www.dialog-semiconductor.com) unless otherwise stated.

Dialog and the Dialog logo are trademarks of Dialog Semiconductor plc or its subsidiaries. All other product or service names are the property of their respective owners.

© 2018 Dialog Semiconductor. All rights reserved.

RoHS Compliance

Dialog Semiconductor's suppliers certify that its products are in compliance with the requirements of Directive 2011/65/EU of the European Parliament on the restriction of the use of certain hazardous substances in electrical and electronic equipment. RoHS certificates from our suppliers are available on request.

Contacting Dialog Semiconductor

United Kingdom (Headquarters)
Dialog Semiconductor (UK) LTD
Phone: +44 1793 757700

Germany
Dialog Semiconductor GmbH
Phone: +49 7021 805-0

The Netherlands
Dialog Semiconductor B.V.
Phone: +31 73 640 8822

Email
info_pcbg@diasemi.com

North America
Dialog Semiconductor Inc.
Phone: +1 408 845 8500

Japan
Dialog Semiconductor K. K.
Phone: +81 3 5769 5100

Taiwan
Dialog Semiconductor Taiwan
Phone: +886 281 786 222

Web site:
www.dialog-semiconductor.com

Hong Kong
Dialog Semiconductor Hong Kong
Phone: +852 2607 4271

Korea
Dialog Semiconductor Korea
Phone: +82 2 3469 8200

China (Shenzhen)
Dialog Semiconductor China
Phone: +86 755 2981 3669

China (Shanghai)
Dialog Semiconductor China
Phone: +86 21 5424 9058

X-ON Electronics

Largest Supplier of Electrical and Electronic Components

Click to view similar products for [LED Lighting Drivers](#) category:

Click to view products by [Dialog Semiconductor](#) manufacturer:

Other Similar products are found below :

[LV5235V-MPB-H](#) [MB39C602PNF-G-JNEFE1](#) [MIC2871YMK-T5](#) [AL1676-10BS7-13](#) [AL1676-20AS7-13](#) [AP5726WUG-7](#) [ICL8201](#)
[IS31BL3228B-UTLS2-TR](#) [IS31BL3506B-TTLS2-TR](#) [AL3157F-7](#) [AP5725FDCG-7](#) [LV52204MTTBG](#) [AP5725WUG-7](#) [STP4CMPQTR](#)
[NCL30086BDR2G](#) [CAT4004BHU2-GT3](#) [LV52207AXA-VH](#) [AP1694AS-13](#) [TLE4242EJ](#) [AS3688](#) [IS31LT3172-GRLS4-TR](#) [TLD2311EL](#)
[KTD2694EDQ-TR](#) [KTZ8864EJAA-TR](#) [IS32LT3174-GRLA3-TR](#) [MP2488DN-LF-Z](#) [NLM0010XTSA1](#) [AL1676-20BS7-13](#)
[ZXLD1370QESTTC](#) [MPQ7220GF-AEC1-P](#) [MPQ7220GR-AEC1-P](#) [MPQ4425BGJ-AEC1-P](#) [MPQ7220GF-AEC1-Z](#) [MPQ7220GR-AEC1-Z](#)
[MPQ4425BGJ-AEC1-Z](#) [IS31FL3737B-QFLS4-TR](#) [IS31FL3239-QFLS4-TR](#) [KTD2058EUAC-TR](#) [KTD2037EWE-TR](#) [DIO5662ST6](#)
[KTD2026BEWE-TR](#) [MAX20052CATC/V+](#) [MAX25606AUP/V+](#) [BD6586MUV-E2](#) [BD9206EFV-E2](#) [LYT4227E](#) [LYT6079C-TL](#)
[MP3394SGF-P](#) [MP4689AGN-P](#) [MPQ4425AGQB-AEC1-Z](#)