

Highly Integrated AC/DC Primary-Side Rapid Charge™ PWM Controller Supporting XM-Comm Technology

1 Description

The iW1790 is a high performance AC/DC power supply controller for rapid charge that uses main transformer communication (XM-Comm) technology to minimize external component count and simplify system design. The device operates in quasi-resonant mode to provide high efficiency and it also provides a number of key built-in protection features. The iW1790 can achieve tight multi-level constant voltage and multi-level constant current regulation without a traditional secondary feedback circuit. It also eliminates the need for loop compensation components while maintaining stability over all operating conditions.

The iW1790 is optimized to work with Dialog's iW660/2/3 secondary-side controllers for various rapid charge protocols, such as Samsung Adaptive Fast Charge (AFC) (iW660), Qualcomm® Quick Charge™ 2.0 and 3.0 (QC2.0 – iW660/2/3 and QC3.0 – iW662) technologies, Huawei Fast Charger Protocol (FCP) (iW663), etc... to achieve fast and smooth voltage transitions upon request by mobile devices (MD). When paired with the iW660/2/3, the iW1790 completely eliminates the optocoupler between primary and secondary side. Using Dialog's proprietary transformer communication technology, XM-Comm, the iW660/2/3 can communicate with the iW1790 to send output voltage requests, output current limits, output voltage undershoot and over voltage information without any additional external components. The iW1790 paired with the iW660/2/3 can provide fast dynamic load response in typical AC/DC rapid charge adapter designs.

In addition, the iW1790 uses source charging technology to charge up V_{CC} before startup, which eliminates the external active start-up (ASU) circuit and still can achieve < 20mW no-load power consumption at 5V/2A output setting.

Dialog's innovative proprietary technology ensures that power supplies designed with the iW660/2/3 and iW1790 can provide various output voltage configurations for AFC/QC2.0/QC3.0/FCP and other proprietary protocols, with various user-selected output current limit combinations.

Qualcomm® Quick Charge™ 2.0 and 3.0 are products of Qualcomm Technologies, Inc.

2 Features

- Integrated XM-Comm technology eliminates secondary-to-primary optocoupler
- Transformer communication for all the rapid charge information: output voltage request, output current limit, output voltage undershoot, and over-voltage protection
- Source charging V_{CC} technology eliminates the active start-up (ASU) and maintain ultra-low no-load power consumption (< 20mW) at 230V_{AC} with typical 5V/2A output setting
- High V_{CC} pin voltage rating eliminates external V_{CC} LDO
- Tight multi-level constant-voltage and multi-level constant-current regulation with primary-side feedback and control
- Fast dynamic load response (DLR)
- Proprietary optimized load adaptive maximum constant frequency PWM switching with quasi-resonant operation achieves best size, efficiency, and common mode noise
- Multi-mode PWM/PFM control improves efficiency at various load conditions
- User-configurable 4-level cable drop compensation independent of output voltage
- **EZ-EMI**® design enhances manufacturability
- Built-in single-point fault protections against output short-circuit including soft short and half short, output over-voltage, and output over-current
- **SmartDefender+**™ control technology addresses issues of soft shorts in cables and connectors by effectively reducing the average output power at fault conditions without latch
- Dual over-temperature protection with both internal OTP and external shutdown control
- No audible noise over entire operating range
- Supports rapid charge technologies, such as AFC, QC 2.0 and 3.0 technologies, FCP, etc.

Highly Integrated AC/DC Primary-Side Rapid Charge™ PWM Controller Supporting XM-Comm Technology

3 Applications

- Rapid-charging AC/DC adapters for smart phones, tablets and other portable devices (3.6V-12V, 1A-3A).

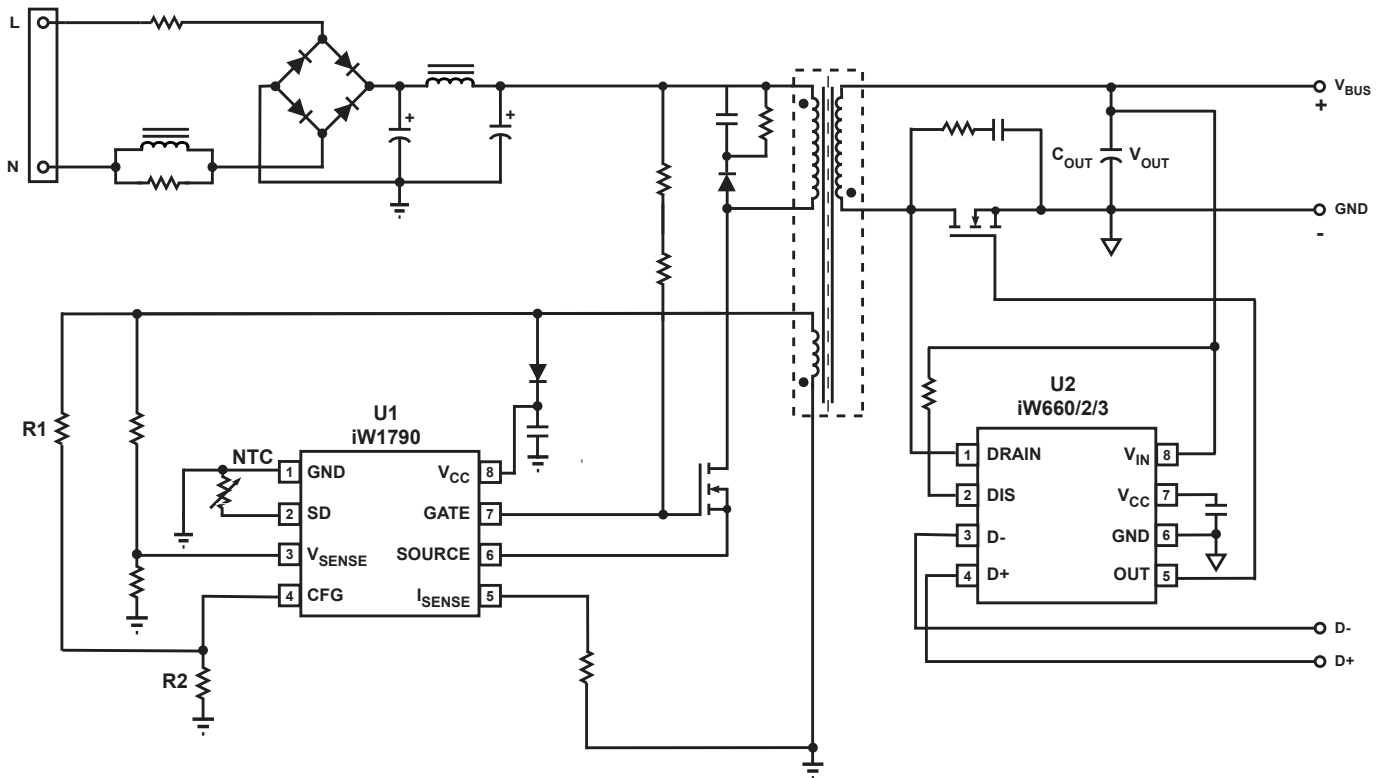


Figure 3.1 : iW1790 Typical Application Circuit for Multi-Level Output Voltage and Current (Using iW660 as Secondary-Side Controller for Rapid Charge Protocols. Achieving < 20mW No-Load Power Consumption in Typical 15W Design.)

Highly Integrated AC/DC Primary-Side Rapid Charge™ PWM Controller Supporting XM-Comm Technology

4 Pinout Description

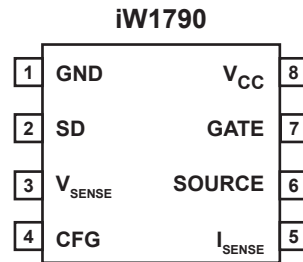


Figure 4.1 : 8-Lead SOIC-8 Package

Pin Number	Pin Name	Type	Pin Description
1	GND	Ground	Ground.
2	SD	Analog Input	SD function for external shutdown control. Can be configured for external over-temperature protection (OTP) by connecting an NTC resistor from this pin to Ground.
3	V_{SENSE}	Analog Input	Auxiliary voltage sense. Used for primary-side regulation and secondary-to-primary communication through main transformer.
4	CFG	Analog Input	Used for CDC configuration and auxiliary winding open protection.
5	I_{SENSE}	Analog Input	Primary-side current sense. Used for cycle-by-cycle peak-current control and limit in primary-side CV/CC regulation.
6	SOURCE	Power Input	Connect to the source of external power MOSFET. Inside the IC, it is connected to internal MOSFET and startup V_{CC} charge circuit.
7	GATE	Output	Gate drive for external MOSFET switch.
8	V_{CC}	Power Input	IC power supply.

Highly Integrated AC/DC Primary-Side Rapid Charge™ PWM Controller Supporting XM-Comm Technology

5 Absolute Maximum Ratings

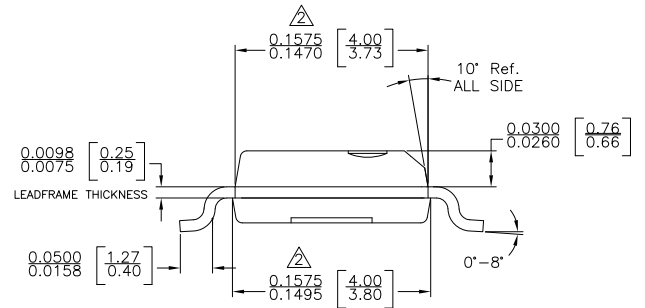
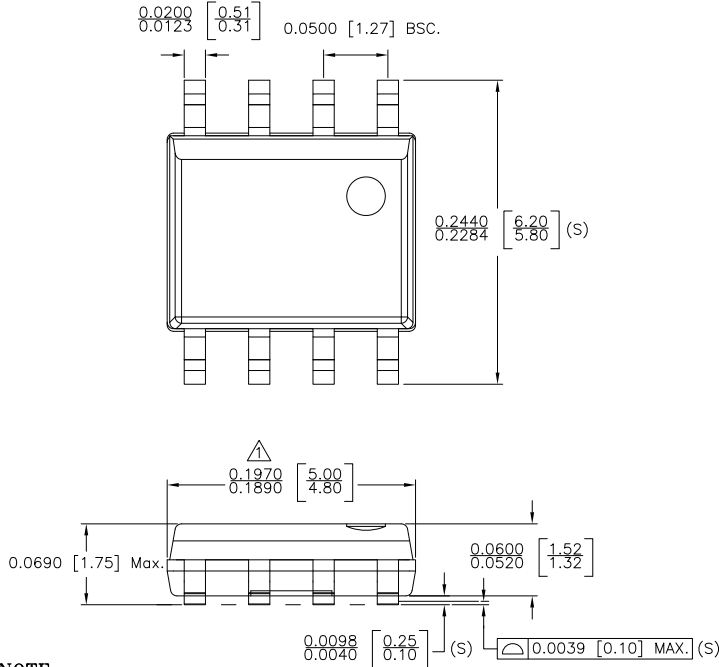
Absolute maximum ratings are the parameter values or ranges which can cause permanent damage if exceeded. For maximum safe operating conditions, refer to the Electrical Characteristics section.

Parameter	Symbol	Value	Units
DC supply voltage range (pin 1, $I_{CC} = 20\text{mA max}$)	V_{CC}	-0.3 to 45.0	V
Continuous DC supply current at V_{CC} pin ($V_{CC} = 15\text{V}$)	I_{CC}	20	mA
V_{SENSE} input (pin 3, $I_{VSENSE} \leq 10\text{mA}$)		-0.7 to 10.0	V
CFG (pin 4)		-0.7 to 5.0	V
SD (pin 2)		-0.3 to 5.5	V
I_{SENSE} input (pin 5)		-0.7 to 5.0	V
SOURCE input (pin 6)		-0.7 to 25.0	V
GATE (pin 7)		-0.3 to 30	V
Maximum junction temperature	T_{JMAX}	150	°C
Operating junction temperature	T_{JOPT}	-40 to 150	°C
Storage temperature	T_{STG}	-65 to 150	°C
Thermal resistance junction-to-ambient	θ_{JA}	160	°C/W
ESD rating per JEDEC JESD22-A114		±2,000	V
Latch-up test per JESD78D		±100	mA

Note 1: Stresses beyond those listed under “Absolute maximum ratings” may cause permanent damage to the device. These are stress ratings only, so functional operation of the device at these or any other conditions beyond those indicated in the operational sections of the specification are not implied. Exposure to absolute maximum rating conditions for extended periods may affect device reliability.

Highly Integrated AC/DC Primary-Side Rapid Charge™ PWM Controller Supporting XM-Comm Technology

6 Physical Dimensions



NOTE :

- 1. \triangle DOES NOT INCLUDE MOLD FLASH, PROTRUSIONS OR GATE BURRS. MOLD FLASH, PROTRUSIONS AND GATE BURRS SHALL NOT EXCEED .006 INCH PER SIDE.
- 2. \triangle DOES NOT INCLUDE INTER-LEAD FLASH OR PROTRUSIONS. INTER-LEAD FLASH AND PROTRUSIONS SHALL NOT EXCEED .010 INCH PER SIDE.
- 3. THIS PART IS COMPLIANT WITH JEDEC SPECIFICATION MS-012.
- 4. LEAD SPAN/STAND OFF HEIGHT/COPLANARITY ARE CONSIDERED AS SPECIAL CHARACTERISTIC(S)
- 5. CONTROLLING DIMENSIONS IN INCHES. [mm]

STATUS: RELEASED	SCALE: DO NOT SCALE
TERMINAL FINISH: 100% Sn or NiPdAu (PPF)	
TITLE: 8 SOIC PACKAGE OUTLINE	
REV: A	REVISION NOTE: NEW DRAWING
DATE: 02-MAR-2015	

Highly Integrated AC/DC Primary-Side Rapid Charge™ PWM Controller Supporting XM-Comm Technology

7 Ordering Information

Part Number	Status	Secondary-Side Controller	Options				Package	Description
			Protocol Supported	Default k_{CC} at Start-up	CC Shutdown Voltage	k_{CC} Comp. for $V_{BUS} > 6V$		
iW1790-00	Active	iW660-02	AFC	0.5	3.3V for $V_{BUS} = 5V$; 6.5V for $V_{BUS} = 9V$	No	SOIC-8	Tape & Reel ¹
iW1790-07	Active	iW662-01/ iW662-02	QC2.0/QC3.0	0.5	2.9V	Yes	SOIC-8	Tape & Reel ¹
iW1790-08	Active	iW662-00/ iW662-05	QC2.0/QC3.0	0.422	6.5V for $V_{BUS} = 9V$, 66% of V_{BUS} for other V_{BUS} ²	No	SOIC-8	Tape & Reel ¹
iW1790-08B	Recommended for New Designs	iW662-00/ iW662-05	QC2.0/QC3.0	0.422	6.5V for $V_{BUS} = 9V$, 66% of V_{BUS} for other V_{BUS} ²	No	SOIC-8	Tape & Reel ¹
iW1790-09	Active	iW662-01/ iW662-02	QC2.0/QC3.0	0.5	2.9V	No	SOIC-8	Tape & Reel ¹
iW1790-09B	Recommended for New Designs	iW662-01/ iW662-02	QC2.0/QC3.0	0.5	2.9V	No	SOIC-8	Tape & Reel ¹
iW1790-12	Active	iW663-02/ iW662-05	FCP/QC2.0/ QC3.0 Supports 5.25V/9V V_{BUS}	0.422	3.0V for $V_{BUS} < 9V$; 6.5V for $V_{BUS} = 9V$	No	SOIC-8	Tape & Reel ¹
iW1790-12B	Recommended for New Designs	iW663-02/ iW662-05	FCP/QC2.0/ QC3.0 Supports 5.25V/9V V_{BUS}	0.422	3.0V for $V_{BUS} < 9V$; 6.5V for $V_{BUS} = 9V$	No	SOIC-8	Tape & Reel ¹
iW1790-18	Active	iW662-18	QC2.0/QC3.0/ PE	0.422	3.0V for $V_{BUS} = 5V$; 6.5V for $V_{BUS} = 9V$	No	SOIC-8	Tape & Reel ¹
iW1790-18B	Recommended for New Designs	iW662-18	QC2.0/QC3.0/ PE	0.422	3.0V for $V_{BUS} = 5V$; 6.5V for $V_{BUS} = 9V$	No	SOIC-8	Tape & Reel ¹
iW1790-19	Active	iW662-03	QC2.0/QC3.0/ PE	0.5	2.9V	Yes	SOIC-8	Tape & Reel ¹
iW1790-19B	Recommended for New Designs	iW662-03	QC2.0/QC3.0/ PE	0.5	2.9V	Yes	SOIC-8	Tape & Reel ¹

Note 1: Tape & Reel packing quantity is 2,500/reel. Minimum packing quantity is 2,500.

Note 2: Clamped to 2.9V if 66% of $V_{BUS} \leq 2.9V$.

Note 3: Additional features and options may be available; contact Dialog Semiconductor.

Highly Integrated AC/DC Primary-Side Rapid Charge™ PWM Controller Supporting XM-Comm Technology

Disclaimer

Information in this document is believed to be accurate and reliable. However, Dialog Semiconductor does not give any representations or warranties, expressed or implied, as to the accuracy or completeness of such information. Dialog Semiconductor furthermore takes no responsibility whatsoever for the content in this document if provided by any information source outside of Dialog Semiconductor.

Dialog Semiconductor reserves the right to change without notice the information published in this document, including without limitation the specification and the design of the related semiconductor products, software and applications.

Applications, software, and semiconductor products described in this document are for illustrative purposes only. Dialog Semiconductor makes no representation or warranty that such applications, software and semiconductor products will be suitable for the specified use without further testing or modification. Unless otherwise agreed in writing, such testing or modification is the sole responsibility of the customer and Dialog Semiconductor excludes all liability in this respect.

Customer notes that nothing in this document may be construed as a license for customer to use the Dialog Semiconductor products, software and applications referred to in this document. Such license must be separately sought by customer with Dialog Semiconductor.

All use of Dialog Semiconductor products, software and applications referred to in this document are subject to [Dialog Semiconductor's Standard Terms and Conditions of Sale](#), available on the company website (www.dialog-semiconductor.com) unless otherwise stated.

Dialog and the Dialog logo are trademarks of Dialog Semiconductor plc or its subsidiaries. All other product or service names are the property of their respective owners.

Qualcomm is a trademark of Qualcomm Incorporated, registered in the United States and other countries. Qualcomm Quick Charge is a trademark of Qualcomm Incorporated. All Qualcomm Incorporated marks are used with permission.

© 2018 Dialog Semiconductor. All rights reserved.

RoHS Compliance

Dialog Semiconductor's suppliers certify that its products are in compliance with the requirements of Directive 2011/65/EU of the European Parliament on the restriction of the use of certain hazardous substances in electrical and electronic equipment. RoHS certificates from our suppliers are available on request.

Contacting Dialog Semiconductor

United Kingdom (Headquarters)
Dialog Semiconductor (UK) LTD
Phone: +44 1793 757700

Germany
Dialog Semiconductor GmbH
Phone: +49 7021 805-0

The Netherlands
Dialog Semiconductor B.V.
Phone: +31 73 640 8822

Email
info_pcbg@diasemi.com

North America
Dialog Semiconductor Inc.
Phone: +1 408 845 8500

Japan
Dialog Semiconductor K. K.
Phone: +81 3 5769 5100

Taiwan
Dialog Semiconductor Taiwan
Phone: +886 281 786 222

Web site:
www.dialog-semiconductor.com

Hong Kong
Dialog Semiconductor Hong Kong
Phone: +852 2607 4271

Korea
Dialog Semiconductor Korea
Phone: +82 2 3469 8200

China (Shenzhen)
Dialog Semiconductor China
Phone: +86 755 2981 3669

China (Shanghai)
Dialog Semiconductor China
Phone: +86 21 5424 9058

X-ON Electronics

Largest Supplier of Electrical and Electronic Components

Click to view similar products for [Switching Controllers](#) category:

Click to view products by [Dialog Semiconductor](#) manufacturer:

Other Similar products are found below :

[LV5065VB-TLM-H](#) [LV5066V-TLM-H](#) [LV5725JAZ-AH](#) [633888R](#) [MP2908AGF](#) [AZ7500EP-E1](#) [NCP1012AP133G](#) [NCP1217P133G](#)
[NCP1218AD65R2G](#) [NCP1234AD100R2G](#) [NCP1244BD065R2G](#) [NCP1336ADR2G](#) [NCP1587GDR2G](#) [NCP6153MNTWG](#)
[NCP81005MNTWG](#) [NCP81101BMNTXG](#) [NCP81205MNTXG](#) [HV9123NG-G-M934](#) [IR35207MTRPBF](#) [ISL6367HIRZ](#) [CAT874-80ULGT3](#)
[SJ6522AG](#) [SJE6600](#) [TLE63893GV50XUMA1](#) [IR35215MTRPBF](#) [SG3845DM](#) [NCP1216P133G](#) [NCP1236DD65R2G](#) [NCP1247BD100R2G](#)
[NCP1250BP65G](#) [NCP4202MNR2G](#) [NCP4204MNTXG](#) [NCP6132AMNR2G](#) [NCP81141MNTXG](#) [NCP81142MNTXG](#) [NCP81172MNTXG](#)
[NCP81203MNTXG](#) [NCP81206MNTXG](#) [NX2155HCUPTR](#) [UC3845ADM](#) [UBA2051C](#) [IR35201MTRPBF](#) [MAX8778ETJ+](#)
[MAX17500AAUB+T](#) [MAX17411GTM+T](#) [MAX16933ATIR/V+](#) [NCP1010AP130G](#) [NCP1063AD100R2G](#) [NCP1216AP133G](#)
[NCP1217AP100G](#)