

AC/DC Primary-Side Rapid Charge™ PWM Controller with High Resolution Voltage/Current Control

1 Description

The iW1791 is a high performance AC/DC power supply controller for rapid charge applications that supports high resolution voltage/current control. It uses Dialog's **PrimAccurate™** technology to minimize external component count and simplify system design. The device operates in quasi-resonant mode to provide high efficiency and it also provides a number of key built-in protection features. The iW1791 can achieve tight multi-level constant voltage and multi-level constant current regulation without a traditional secondary feedback circuit. It also eliminates the need for loop compensation components while maintaining stability over all operating conditions.

The iW1791 is optimized to work with Dialog's secondary-side controllers that use the proprietary digital link (DLNK) technology. The iW1791 and DLNK-based secondary-side controller chipset together can implement various rapid charge protocols, such as USB Power Delivery (USB PD), Qualcomm® Quick Charge™ 2.0 and 3.0 (QC2.0 and QC3.0) technologies, etc. to achieve fast and smooth voltage transitions upon request by mobile devices (MD). The iW1791 and compatible secondary-side controller from Dialog use the DLNK communication protocol for output voltage requests, output current limits, output voltage undershoot and over voltage information from the secondary to the primary.

In addition, the iW1791 uses source charging technology to charge up V_{CC} before startup, which eliminates the external active start-up (ASU) circuit and still can achieve < 20mW no-load power consumption at typical 5V output setting.

Dialog's innovative proprietary technology ensures that power supplies designed with the iW1791 and Dialog's secondary-side controllers can provide output voltage configurations of 3V to 20V for USB PD, 5V/9V/12V for QC2.0 and 3.6V to 12V in 200mV increments for QC3.0 and other proprietary protocols.

2 Features

- Supports 10mV DLNK voltage step request required by USB PD programmable power supply (PPS) and other proprietary rapid charge protocols
- Source charging V_{CC} technology eliminates the active start-up (ASU) and maintain ultra-low no-load power consumption (< 20mW) at 230V_{AC} with typical 5V output setting
- High V_{CC} pin voltage rating eliminates external V_{CC} LDO
- Tight multi-level constant-voltage and multi-level constant-current regulation with primary-side feedback and control
- Proprietary optimized load adaptive maximum constant frequency PWM switching with quasi-resonant operation achieves best size, efficiency, and common mode noise
- Backward compatible with QC2.0/3.0 and other proprietary rapid charge protocols with secondary-side interface circuits
- Multi-mode PWM/PFM control improves efficiency at various load conditions
- No audible noise over entire operating range
- User-configurable 4-level cable drop compensation independent of output voltage
- Proprietary secondary-to-primary digital communication with single optocoupler for all the rapid charge information:
 - » Output voltage request
 - » Output current limit
 - » Output voltage undershoot detection for fast dynamic load response
 - » Over-voltage protection
- **EZ-EMI®** design enhances manufacturability
- Built-in single-point fault protections against output short-circuit including soft short and half short, output over-voltage, and output over-current
- **SmartDefender+™** control technology addresses issues of soft shorts in cables and connectors by effectively reducing the average output power at fault conditions without latch

3 Applications

- Rapid-charging AC/DC adapters for smart phones, tablets and other portable devices.

Qualcomm® Quick Charge™ 2.0 and 3.0 are products of Qualcomm Technologies, Inc.

AC/DC Primary-Side Rapid Charge™ PWM Controller with High Resolution Voltage/Current Control

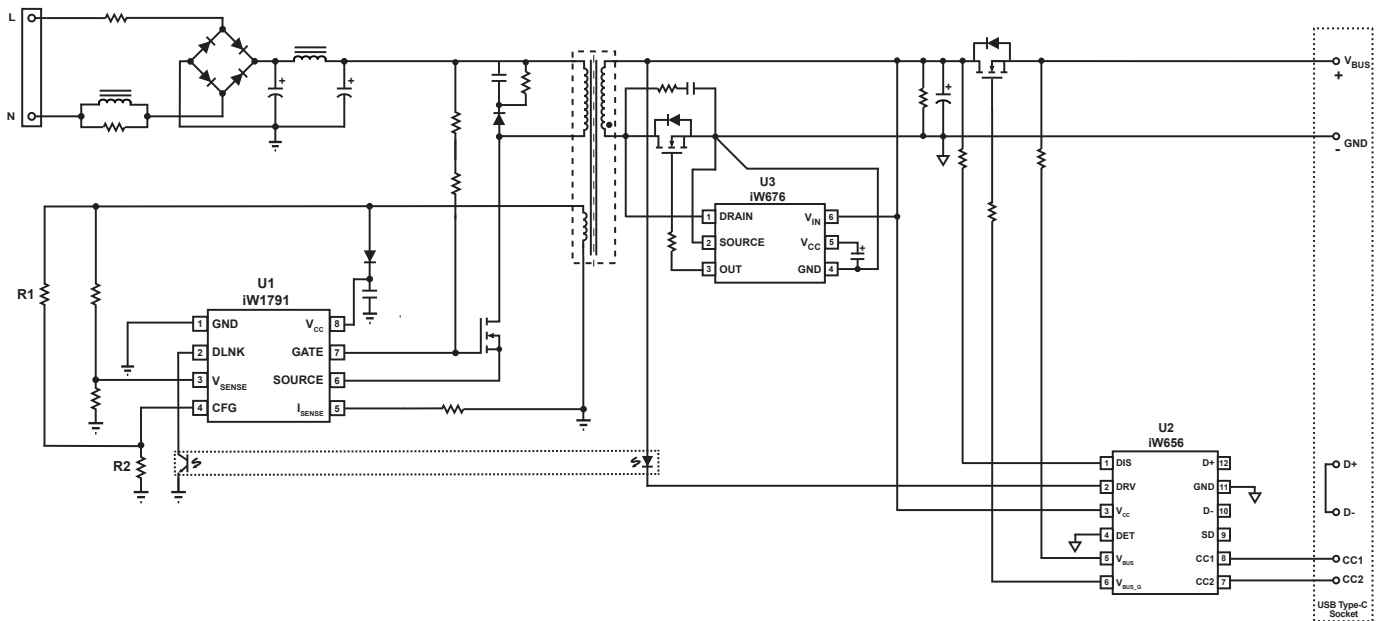


Figure 3.1 : iW1791 Typical Application Circuit for Standard USB PD with Optional QC2.0/QC3.0 Enabled (Using iW656 as Secondary-Side Controller for USB PD and iW676 as Synchronous Rectifier Controller.)

AC/DC Primary-Side Rapid Charge™ PWM Controller with High Resolution Voltage/Current Control

4 Pinout Description

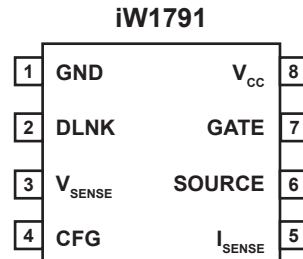


Figure 4.1 : 8-Lead SOIC-8 Package

Pin Number	Pin Name	Type	Pin Description
1	GND	Ground	Ground.
2	DLNK	Analog Input	Digital communication link signal. Used for secondary-side to primary-side communication for all rapid change information, which includes output voltage requests, output current limits, output voltage undershoot, and over-voltage protection.
3	V _{SENSE}	Analog Input	Auxiliary voltage sense. Used for primary-side regulation and secondary-to-primary communication through main transformer.
4	CFG	Analog Input	Used for CDC configuration and auxiliary winding open protection.
5	I _{SENSE}	Analog Input	Primary-side current sense. Used for cycle-by-cycle peak-current control and limit in primary-side CV/CC regulation.
6	SOURCE	Power Input	Connect to the source of external power MOSFET. Inside the IC, it is connected to internal MOSFET and startup V _{CC} charge circuit.
7	GATE	Output	Gate drive for external MOSFET switch.
8	V _{CC}	Power Input	IC power supply.

AC/DC Primary-Side Rapid Charge™ PWM Controller with High Resolution Voltage/Current Control

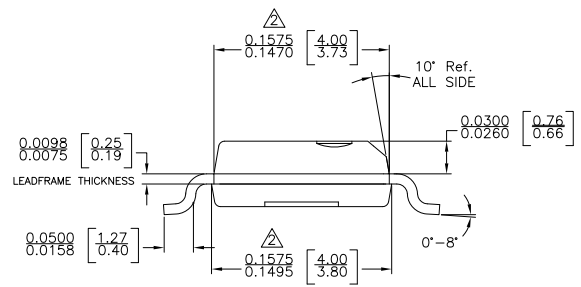
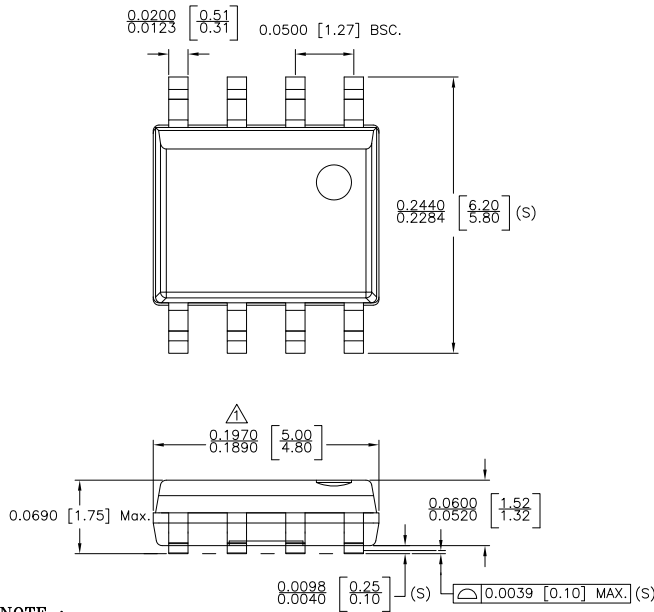
5 Absolute Maximum Ratings

Absolute maximum ratings are the parameter values or ranges which can cause permanent damage if exceeded. For maximum safe operating conditions, refer to the Electrical Characteristics section.

Parameter	Symbol	Value	Units
DC supply voltage range (pin 1, $I_{CC} = 20\text{mA max}$)	V_{CC}	-0.3 to 45.0	V
Continuous DC supply current at V_{CC} pin ($V_{CC} = 15\text{V}$)	I_{CC}	20	mA
V_{SENSE} input (pin 3, $I_{VSENSE} \leq 10\text{mA}$)		-0.7 to 10.0	V
CFG (pin 4)		-0.7 to 5.0	V
DLNK (pin 2)		-0.3 to 5.5	V
I_{SENSE} input (pin 5)		-0.7 to 5.0	V
SOURCE input (pin 6)		-0.7 to 25.0	V
GATE (pin 7)		-0.3 to 30	V
Maximum junction temperature	T_{JMAX}	150	°C
Operating junction temperature	T_{JOPT}	-40 to 150	°C
Storage temperature	T_{STG}	-65 to 150	°C
Thermal resistance junction-to-ambient	θ_{JA}	160	°C/W
ESD rating per JEDEC JESD22-A114		±2,000	V
Latch-up test per JESD78D		±100	mA

AC/DC Primary-Side Rapid Charge™ PWM Controller with High Resolution Voltage/Current Control

6 Physical Dimensions



NOTE :

- 1. DOES NOT INCLUDE MOLD FLASH, PROTRUSIONS OR GATE BURRS. MOLD FLASH, PROTRUSIONS AND GATE BURRS SHALL NOT EXCEED .006 INCH PER SIDE.
- 2. DOES NOT INCLUDE INTER-LEAD FLASH OR PROTRUSIONS. INTER-LEAD FLASH AND PROTRUSIONS SHALL NOT EXCEED .010 INCH PER SIDE.
- 3. THIS PART IS COMPLIANT WITH JEDEC SPECIFICATION MS-012.
- 4. LEAD SPAN/STAND OFF HEIGHT/COPLANARITY ARE CONSIDERED AS SPECIAL CHARACTERISTIC(S)
- 5. CONTROLLING DIMENSIONS IN INCHES. [mm]

STATUS: RELEASED		SCALE: DO NOT SCALE
TERMINAL FINISH: 100% Sn or NiPdAu (PPF)		
TITLE: 8 SOIC PACKAGE OUTLINE		
REV: A	REVISION NOTE: NEW DRAWING	DATE: 02-MAR-2015

AC/DC Primary-Side Rapid Charge™ PWM Controller with High Resolution Voltage/Current Control

7 Ordering Information

Part Number	Options								Package	Description
	Protocol Supported	Default k_{CC} at Start-up/ Extra 20% k_{CC} During V_{OUT} Ramp Up	CC Shutdown Voltage	k_{CC} Comp for $V_{BUS} > 6V$	$V_{IPK(Low)}$ Clamp	OVP/ OTP Latch	CC Shutdown Latch	Supported DLNK Voltage Information Resolution		
iW1791-00	USB PD/ QC	0.422/ Enable	66% for all V_{BUS} except 6.5V for $V_{BUS} = 9V$	No	0.224V	No	No	25mV/Step	SOIC-8	Tape & Reel ¹
iW1791-01	USB PD/ QC	0.422/ Enable	2.9V for $V_{BUS} \leq 12V$ 3.2V for $V_{BUS} > 12V$	No	0.224V	No	No	25mV/Step	SOIC-8	Tape & Reel ¹
iW1791-02	USB PD/ QC	0.422/ Enable	2.9V for $V_{BUS} \leq 12V$ 3.2V for $V_{BUS} > 12V$	No	0.224V	No	No	10mV/Step	SOIC-8	Tape & Reel ¹
iW1791-05B	Direct Charge	0.422/ Disable	2.9V for $V_{BUS} \leq 12V$ 3.2V for $V_{BUS} > 12V$	No	0.224V	No	No	10mV/Step	SOIC-8	Tape & Reel ¹
iW1791-07	USB PD/ QC	0.422/ Disable	2.9V for $V_{BUS} \leq 12V$ 3.2V for $V_{BUS} > 12V$	No	0.224V	No	No	10mV/Step	SOIC-8	Tape & Reel ¹
iW1791-08	USB PD/ QC	0.422/ Enable	2.9V for $V_{BUS} \leq 12V$ 3.2V for $V_{BUS} > 12V$	Yes	0.224V	No	No	10mV/Step	SOIC-8	Tape & Reel ¹
iW1791-17B	USB PD/ QC	0.422/ Disable	2.9V for $V_{BUS} \leq 12V$ 3.2V for $V_{BUS} > 12V$	No	0.184V	No	No	10mV/Step	SOIC-8	Tape & Reel ¹
iW1791-22	USB PD/ QC	0.422/ Enable	2.9V for $V_{BUS} \leq 12V$ 3.2V for $V_{BUS} > 12V$	No	0.224V	Yes	No	10mV/Step	SOIC-8	Tape & Reel ¹
iW1791-23	USB PD/ QC	0.422/ Enable	2.9V for $V_{BUS} < 3.4V$; 3.0V for $3.4V \leq V_{BUS} < 9V$; 6.5V for $9V \leq V_{BUS} < 12V$; 10V for $V_{BUS} \geq 12V$	No	0.224V	Yes	No	10mV/Step	SOIC-8	Tape & Reel ¹
iW1791-27B	USB PD/ QC	0.422/ Disable	2.9V for $V_{BUS} \leq 12V$ 3.2V for $V_{BUS} > 12V$	No	0.224V	Yes	No	10mV/Step	SOIC-8	Tape & Reel ¹

Note 1: Tape & Reel packing quantity is 2,500/reel. Minimum packing quantity is 2,500.

AC/DC Primary-Side Rapid Charge™ PWM Controller with High Resolution Voltage/Current Control

Disclaimer

Information in this document is believed to be accurate and reliable. However, Dialog Semiconductor does not give any representations or warranties, expressed or implied, as to the accuracy or completeness of such information. Dialog Semiconductor furthermore takes no responsibility whatsoever for the content in this document if provided by any information source outside of Dialog Semiconductor.

Dialog Semiconductor reserves the right to change without notice the information published in this document, including without limitation the specification and the design of the related semiconductor products, software and applications.

Applications, software, and semiconductor products described in this document are for illustrative purposes only. Dialog Semiconductor makes no representation or warranty that such applications, software and semiconductor products will be suitable for the specified use without further testing or modification. Unless otherwise agreed in writing, such testing or modification is the sole responsibility of the customer and Dialog Semiconductor excludes all liability in this respect.

Customer notes that nothing in this document may be construed as a license for customer to use the Dialog Semiconductor products, software and applications referred to in this document. Such license must be separately sought by customer with Dialog Semiconductor.

All use of Dialog Semiconductor products, software and applications referred to in this document are subject to [Dialog Semiconductor's Standard Terms and Conditions of Sale](#), available on the company website (www.dialog-semiconductor.com) unless otherwise stated.

Dialog and the Dialog logo are trademarks of Dialog Semiconductor plc or its subsidiaries. All other product or service names are the property of their respective owners.

Qualcomm is a trademark of Qualcomm Incorporated, registered in the United States and other countries. Qualcomm Quick Charge is a trademark of Qualcomm Incorporated. All Qualcomm Incorporated marks are used with permission.

© 2018 Dialog Semiconductor. All rights reserved.

RoHS Compliance

Dialog Semiconductor's suppliers certify that its products are in compliance with the requirements of Directive 2011/65/EU of the European Parliament on the restriction of the use of certain hazardous substances in electrical and electronic equipment. RoHS certificates from our suppliers are available on request.

Contacting Dialog Semiconductor

United Kingdom (Headquarters)
Dialog Semiconductor (UK) LTD
Phone: +44 1793 757700

Germany
Dialog Semiconductor GmbH
Phone: +49 7021 805-0

The Netherlands
Dialog Semiconductor B.V.
Phone: +31 73 640 8822

Email
info_pcbg@diasemi.com

North America
Dialog Semiconductor Inc.
Phone: +1 408 845 8500

Japan
Dialog Semiconductor K. K.
Phone: +81 3 5769 5100

Taiwan
Dialog Semiconductor Taiwan
Phone: +886 281 786 222

Web site:
www.dialog-semiconductor.com

Hong Kong
Dialog Semiconductor Hong Kong
Phone: +852 2607 4271

Korea
Dialog Semiconductor Korea
Phone: +82 2 3469 8200

China (Shenzhen)
Dialog Semiconductor China
Phone: +86 755 2981 3669

China (Shanghai)
Dialog Semiconductor China
Phone: +86 21 5424 9058

X-ON Electronics

Largest Supplier of Electrical and Electronic Components

Click to view similar products for [Switching Controllers](#) category:

Click to view products by [Dialog Semiconductor](#) manufacturer:

Other Similar products are found below :

[LV5065VB-TLM-H](#) [LV5066V-TLM-H](#) [LV5725JAZ-AH](#) [633888R](#) [MP2908AGF](#) [AZ7500EP-E1](#) [NCP1012AP133G](#) [NCP1217P133G](#)
[NCP1218AD65R2G](#) [NCP1234AD100R2G](#) [NCP1244BD065R2G](#) [NCP1336ADR2G](#) [NCP1587GDR2G](#) [NCP6153MNTWG](#)
[NCP81005MNTWG](#) [NCP81101BMNTXG](#) [NCP81205MNTXG](#) [HV9123NG-G-M934](#) [IR35207MTRPBF](#) [ISL6367HIRZ](#) [CAT874-80ULGT3](#)
[SJ6522AG](#) [SJE6600](#) [TLE63893GV50XUMA1](#) [IR35215MTRPBF](#) [SG3845DM](#) [NCP1216P133G](#) [NCP1236DD65R2G](#) [NCP1247BD100R2G](#)
[NCP1250BP65G](#) [NCP4202MNR2G](#) [NCP4204MNTXG](#) [NCP6132AMNR2G](#) [NCP81141MNTXG](#) [NCP81142MNTXG](#) [NCP81172MNTXG](#)
[NCP81203MNTXG](#) [NCP81206MNTXG](#) [NX2155HCUPTR](#) [UC3845ADM](#) [UBA2051C](#) [IR35201MTRPBF](#) [MAX8778ETJ+](#)
[MAX17500AAUB+T](#) [MAX17411GTM+T](#) [MAX16933ATIR/V+](#) [NCP1010AP130G](#) [NCP1063AD100R2G](#) [NCP1216AP133G](#)
[NCP1217AP100G](#)