

Quick Charge 2.0 USB Adaptive Voltage Position Controller

1.0 Features

- Supports Qualcomm® Quick Charge 2.0 (QC2.0) High Voltage Dedicated Charging Port (HVDCP) Class A with voltage configuration of 5V, 9V, and 12V
- Backward compatible with USB Battery Charging Specification Revision 1.2 (USB BC1.2) Dedicated Charging Port (DCP)
- Programmable active fast discharge from 9V/12V to 5V at USB cable unplug or from a high voltage level to a lower level upon request with built-in switch or external switch
- Normally OFF state with $<120\mu\text{A}$ cut-off current during 5V steady-state operation to achieve $<30\text{mW}$ power consumption at no load
- Wide operating voltage range from 3V to 25V
- Built-in opto-coupler LED driver with minimum driving current of 2mA
- 6-lead SOT-23 package

2.0 Description

The iW620 is a Qualcomm® QC2.0 compatible USB adaptive voltage position controller for use in HVDCP AC/DC chargers/adapters. The device allows fast charging of QC2.0-enabled portable devices (PDs). The iW620 resides on the secondary side of an AC/DC power supply and allows the adapter to be configured for 5V, 9V, or 12V output depending on the voltage requested by the PD. It can be used in Dialog's primary-side controlled AC/DC systems to achieve fast voltage transition, low no-load power consumption and fast dynamic load response. The iW620 eliminates shunt regulator and loop compensation components at the secondary side and it has a built-in opto-coupler LED driver to minimize the bill of material cost.

Dialog's innovative proprietary technology ensures that power supplies designed with the iW620 and Dialog's primary-side controller can achieve 5V/9V/12V output voltage configuration, low no-load power consumption with 5V output, and fast dynamic load response in typical quick charge AC/DC charger/adapter designs.

3.0 Applications

- Fast-charging AC/DC chargers/adapters for smart phones, tablets, and other portable devices

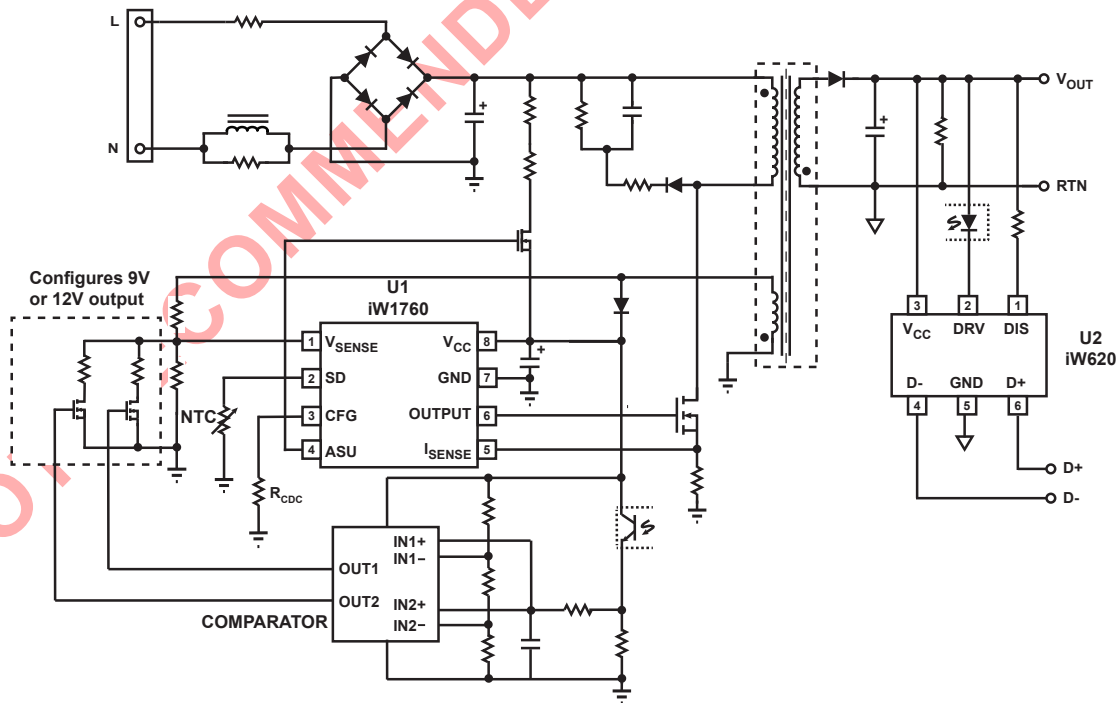


Figure 3.1: iW620 Typical Application Circuit for 3-Level Output Voltage
(Using iW1760 as Primary-Side Controller. Achieving Low No-Load Power Consumption)

Quick Charge 2.0 USB Adaptive Voltage Position Controller

4.0 Pinout Description

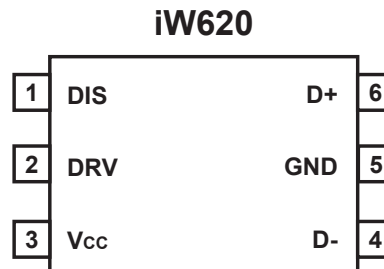


Figure 4.1: 6 Lead SOT-23 Package

Pin #	Name	Type	Pin Description
1	DIS	Analog Output	Discharging circuit and external FET drive. Used for fast discharging of output capacitor. Also can be used for driving external FET.
2	DRV	Analog Output	External circuit drive. Can be used for opto-coupler LED drive with automatic current limiting.
3	V _{CC}	Power Supply	IC power supply.
4	D-	Analog Input	USB D- signal.
5	GND	Ground	Ground.
6	D+	Analog Input	USB D+ signal.

5.0 Absolute Maximum Ratings

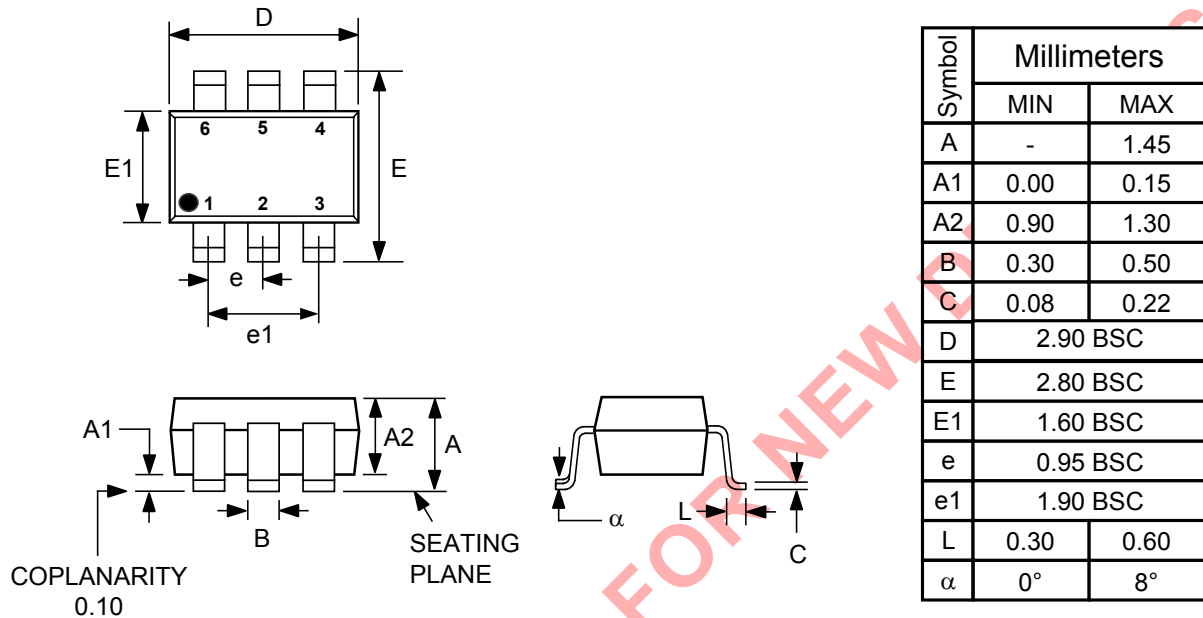
Absolute maximum ratings are the parameter values or ranges which can cause permanent damage if exceeded.

Parameter	Symbol	Value	Units
DIS (pin 1) voltage	V _{DIS}	30	V
DRV (pin 2) voltage	V _{DRV}	30	V
V _{CC} (pin 3) voltage	V _{CC}	30	V
D- (pin 4) voltage	V _{D-}	-0.3 to 7	V
D+ (pin 6) voltage	V _{D+}	-0.3 to 7	V
Continuous DC current at DRV pin (V _{DRV} = 11V)	I _{DRV}	25	mA
Continuous DC supply current at V _{CC} pin (V _{CC} = 12V)	I _{VCC}	25	mA
Peak current at DIS pin (V _{DIS} = 12V)	I _{DIS}	600	mA
Maximum junction temperature	T _{JMAX}	150	°C
ESD rating per JEDEC JESD22-A114 (D+ and D- pins)		4,000	V
ESD rating per JEDEC JESD22-A114 (all other pins)		2,000	V

Quick Charge 2.0 USB Adaptive Voltage Position Controller

6.0 Physical Dimensions

6-Lead SOT Package



Compliant to JEDEC Standard MO-178AB

Controlling dimensions are in millimeters

This package is RoHS compliant and Halide free.

Soldering Temperature Resistance:

- [a] Package is IPC/JEDEC Std 020D Moisture Sensitivity Level 1
- [b] Package exceeds JEDEC Std No. 22-A111 for Solder Immersion Resistance; packages can withstand 10 s immersion < 260°C

Dimension D does not include mold flash, protrusions or gate burrs. Mold flash, protrusions or gate burrs shall not exceed 0.25 mm per side.

The package top may be smaller than the package bottom. Dimensions D and E1 are determined at the outermost extremes of the plastic body exclusive of mold flash, tie bar burrs and interlead flash, but including any mismatch between top and bottom of the plastic body.

7.0 Ordering Information

Part Number	Options	Package	Description
iW620-00	5V/9V/12V configuration, internal 3kΩ dynamic preload turned on at 5V	SOT-23	Tape & Reel ¹
iW620-01	5V/9V/12V configuration, no internal dynamic preload resistor	SOT-23	Tape & Reel ¹
iW620-04	5V/9V configuration, internal 3kΩ dynamic preload turned on at 5V	SOT-23	Tape & Reel ¹
iW620-05	5V/9V configuration, no internal dynamic preload resistor	SOT-23	Tape & Reel ¹

Note 1: Tape & Reel packing quantity is 3,000/reel. Minimum ordering quantity is 3,000.

Quick Charge 2.0 USB Adaptive Voltage Position Controller

Disclaimer

Information in this document is believed to be accurate and reliable. However, Dialog Semiconductor does not give any representations or warranties, expressed or implied, as to the accuracy or completeness of such information. Dialog Semiconductor furthermore takes no responsibility whatsoever for the content in this document if provided by any information source outside of Dialog Semiconductor.

Dialog Semiconductor reserves the right to change without notice the information published in this document, including without limitation the specification and the design of the related semiconductor products, software and applications.

Applications, software, and semiconductor products described in this document are for illustrative purposes only. Dialog Semiconductor makes no representation or warranty that such applications, software and semiconductor products will be suitable for the specified use without further testing or modification. Unless otherwise agreed in writing, such testing or modification is the sole responsibility of the customer and Dialog Semiconductor excludes all liability in this respect.

Customer notes that nothing in this document may be construed as a license for customer to use the Dialog Semiconductor products, software and applications referred to in this document. Such license must be separately sought by customer with Dialog Semiconductor.

All use of Dialog Semiconductor products, software and applications referred to in this document are subject to Dialog Semiconductor's [Standard Terms and Conditions of Sale](#), unless otherwise stated.

© Dialog Semiconductor (UK) Ltd. All rights reserved.

RoHS compliance

Dialog Semiconductor complies to European Directive 2001/95/EC and from 2 January 2013 onwards to European Directive 2011/65/EU concerning Restriction of Hazardous Substances (RoHS/RoHS2).

Dialog Semiconductor's statement on RoHS can be found on the customer portal <https://support.diasemi.com/>. RoHS certificates from our suppliers are available on request.

Contacting Dialog Semiconductor

United Kingdom
Dialog Semiconductor (UK) Ltd
Phone: +44 1793 757700

Germany
Dialog Semiconductor GmbH
Phone: +49 7021 805-0

The Netherlands
Dialog Semiconductor B.V.
Phone: +31 73 640 88 22

Email
info_pcbg@diasemi.com

North America
Dialog Semiconductor Inc.
Phone: +1 408 845 8500

Japan
Dialog Semiconductor K. K.
Phone: +81 3 5425 4567

Taiwan
Dialog Semiconductor Taiwan
Phone: +886 8178 6222

Web site:
www.dialog-semiconductor.com

Singapore
Dialog Semiconductor Singapore
Phone: +65 64849929

Hong Kong
Dialog Semiconductor Hong Kong
Phone: +852 2607 4271

Korea
Dialog Semiconductor Korea
Phone: +82 2 3469 8200

China
Dialog Semiconductor
(Shenzhen)
Phone: +86 755 2981 3669

Dialog Semiconductor
(Shanghai)
Phone: +86 21 5178 2561

X-ON Electronics

Largest Supplier of Electrical and Electronic Components

Click to view similar products for [USB Interface IC](#) category:

Click to view products by [Dialog Semiconductor](#) manufacturer:

Other Similar products are found below :

[CY7C69356-48LTXC](#) [USB3319C-GJ-TR](#) [USB3370B-EZK-TR](#) [CYPD2120-24LQXI](#) [CYPD2122-20FNXIT](#) [CYPD2122-24LQXIT](#) [LIF-UC120-SWG36ITR50](#) [UPD360-A/6HX](#) [CG8454AM](#) [DPO2039DABQ-13](#) [CY7C68034-56LTXC](#) [CYUSB3302-68LTXI](#) [TUSB213IRGYT](#) [TUSB213RGYT](#) [USB3503T-I/ML](#) [CY7C63310-SXC](#) [USB3316C-CP-TR](#) [USB3250-ABZJ](#) [FT220XS-R](#) [MAX3107ETG+](#) [MAX14632EZK+T](#) [USB3300-EZK](#) [STUSB03EQR](#) [CYPD2120-24LQXIT](#) [USB5826-I/KD](#) [USB5826/KD](#) [USB5906/KD](#) [USB5916/KD](#) [USB5926/KD](#) [VNC2-32L1C-TRAY](#) [TUSB215QRGYTQ1](#) [TUSB522PRGER](#) [NB7NPQ701MMTTBG](#) [TUSB213RGYR](#) [USB5926-I/KD](#) [USB5906-I/KD](#) [USB4640I-HZH-03](#) [CY7C63813-SXC](#) [CY7C63823-SXC](#) [CY7C64215-28PVXC](#) [CY7C68013A-128AXC](#) [CY7C68013A-56LTXI](#) [CY7C68013A-56PVXC](#) [CY7C68013A-56PVXI](#) [CYPD1120-40LQXI](#) [CYUSB3014-BZXI](#) [AP43771VDKZ-13](#) [AP43771VFBZ-13](#) [DIO32320MP10](#) [HT42B534-2](#)