



CONSOLE SERVER FOR  
SECURE NETWORK  
DEVICE MANAGEMENT



# DIGI CM™

Secure, reliable in- and out-of-band management for servers, routers, switches, firewalls and other network equipment

The Digi CM provides secure access to any network device, even when the network is down. Users can monitor and control their devices from anywhere using the corporate TCP/IP network, the Internet or dial-up modem connections. This easy-to-use console management tool is ideal for managing servers, routers, switches and any network device with a serial port.

Automatic Device Recognition auto-configures attached devices and populates the Title page with device details. This feature monitors the ports and sends alerts for disconnected or down devices.

The RemotePorts™ feature enables cost-effective management of up to 48 additional remote devices from a single interface. Additional devices can be managed from the Digi CM using an auxiliary device or terminal server, or from across the network.

The Digi CM, used in conjunction with 3rd party power control devices, offers comprehensive infrastructure management. Users can remotely power on/off connected devices, reboot servers, and receive notifications of changes in power usage, temperature readings, system reboots and more.

## BENEFITS

- Sun, Cisco, IBM, HP, UNIX®, Linux® and Microsoft Windows Server® compatible
- TACACS+, RADIUS, LDAP, Kerberos, local user database provide centralized authentication
- SSH v2 ensures secure access
- Secure clustering allows multi-server access via one IP address
- Port buffering/logging for easy troubleshooting
- Straight-through CAT5 cabling for easy, hassle-free server connections
- PC Card slot for increased flash, or additional Ethernet/modem connection
- Email/pager alerts and SNMP traps

## RELATED PRODUCTS



Digi Passport®



ConnectPort®  
TS

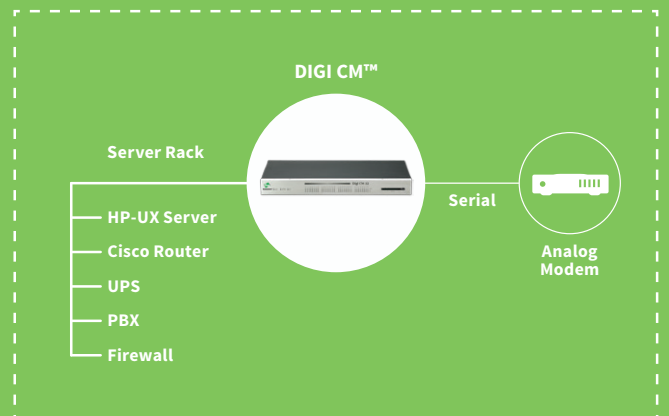
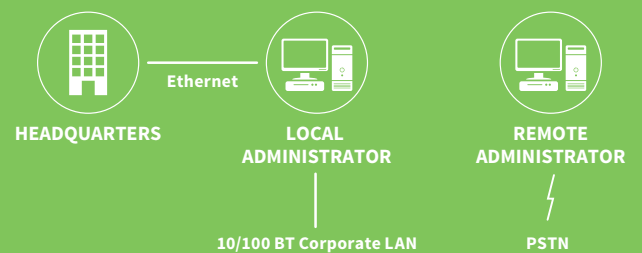


ConnectPort®  
LTS



Cables and  
Accessories

## APPLICATION EXAMPLE



# SPECIFICATIONS

## Digi CM™ 8

## Digi CM™ 16/32

## Digi CM™ 48

### FEATURES

<b>AUTHENTICATION</b>	TACACS+, RADIUS, LDAP, Kerberos, Local user database		
<b>SECURITY</b>	SSHv2 server and client, SSL, IP filtering, Data capture via port buffering		
<b>MANAGEMENT</b>	Command Line, Web (HTTP/HTTPS), SNMP, Multi-level menuing, Port triggers and alerts		
<b>OPERATING SYSTEMS</b>	Embedded Linux®		
<b>CONNECTIONS</b>	Standard CAT5 cabling for RJ-45 serial ports		
<b>PORT ACCESS</b>	Telnet/SSH with menuing, Reverse Telnet/SSH, HTTP/HTTPS, Multiple users per port, SSH sessions simultaneously on all ports, IP addresses per port		
<b>SUPPORTED PC CARDS</b>	CompactFlash memory card, Wireless LAN adapter (802.11b), Ethernet LAN adapter, PSTN modem card		
<b>RACK MOUNT</b>	19" rack mount kit included with 16/32/48-port models. Optional rack mount kit (76000705) available for purchase with 8-port model.		
<b>MEMORY</b>	64 MB SDRAM, 8 MB Flash	64 MB SDRAM, 8 MB Flash	256 MB SDRAM, 16 MB Flash
<b>DIMENSIONS (L X W X D)</b>	9.50 in x 6.25 in x 1.25 in (24.10 cm x 15.90 cm x 3.20 cm)	17.00 in x 8.50 in x 1.75 in (43.20 cm x 21.60 cm x 4.50 cm)	17.50 in x 10.00 in x 1.75 in (44.50 cm x 25.40 cm x 4.50 cm)
<b>WEIGHT</b>	2.50 lb (1.10 kg)	5.80 lb (2.60 kg)	6.40 lb (2.90 kg)

### INTERFACES

<b>SERIAL PORTS</b>	8 RJ-45 RS-232	16 or 32 RJ-45 RS-232	48 RJ-45 RS-232
<b>CONSOLE PORTS</b>	1 RJ-45 RS-232		
<b>ETHERNET PORTS</b>	1 RJ-45 10/100Base-T		
<b>PC CARD SLOT</b>	N/A	One 16-bit PCMCIA	One 16-bit PCMCIA

### POWER REQUIREMENTS

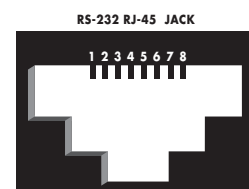
<b>POWER SUPPLY</b>	External 100-240 VAC, 50/60 Hz, 12 W max, 6 W typical	Internal 100-240 VAC, 50/60 Hz, 40 W max, 12 W typical	Internal 100-240 VAC, 50/60 Hz, 40 W max, 12 W typical
<b>POWER SUPPLY MTBF</b>	11 years		

### ENVIRONMENTAL

<b>OPERATING TEMPERATURE</b>	5° C to 50° C (41° F to 122° F)
<b>STORAGE TEMPERATURE</b>	-30° C to +60° C (-20° F to +140° F)

### REGULATORY APPROVALS

<b>SAFETY</b>	UL 1950, EN60950
<b>EMISSIONS/IMMUNITY</b>	CE, FCC Part 15 (Class A), EN55024, EN55022 (Class A)



- PIN SIGNAL**
- 1 CTS
  - 2 DSR
  - 3 RxD
  - 4 SAFETY GND
  - 5 DCD
  - 6 TxD
  - 7 DTR
  - 8 RTS

**Microsoft®**  
**CERTIFIED**  
 Partner



PART NUMBERS	DESCRIPTION
70001931	Digi CM 8
70001910	Digi CM 16
70001908	Digi CM 32
70001949	Digi CM 48
70001951	Digi CM 48 - Dual AC

FOR MORE INFORMATION  
PLEASE VISIT [WWW.DIGI.COM](http://WWW.DIGI.COM)

**DIGI SERVICE AND SUPPORT** / You can purchase with confidence knowing that Digi is always available to serve you with expert technical support and our industry leading warranty. For detailed information visit [www.digi.com/support](http://www.digi.com/support).

© 1996-2020 Digi International Inc. All rights reserved.  
All trademarks are the property of their respective owners.

91001409  
B5/620

**DIGI INTERNATIONAL WORLDWIDE HQ**  
877-912-3444 / 952-912-3444 / [www.digi.com](http://www.digi.com)

**DIGI INTERNATIONAL GERMANY**  
+49-89-540-428-0

**DIGI INTERNATIONAL JAPAN**  
+81-3-5428-0261 / [www.digi-intl.co.jp](http://www.digi-intl.co.jp)

**DIGI INTERNATIONAL SINGAPORE**  
+65-6213-5380

**DIGI INTERNATIONAL CHINA**  
+86-21-50492199 / [www.digi.com.cn](http://www.digi.com.cn)



## X-ON Electronics

Largest Supplier of Electrical and Electronic Components

*Click to view similar products for [Wall Mount AC Adapters](#) category:*

*Click to view products by [Digi International](#) manufacturer:*

Other Similar products are found below :

[ADP-163 E](#) [ADP-167 J](#) [ADP-168 K](#) [ADP-159 A](#) [ADP-165 G](#) [PSAC05A-050L6](#) [RLMDT361800](#) [P25A14E-R1C](#) [TRH25033-A-02E01-Level-VI](#) [DA10-050CH](#) [DA5-050US-B](#) [DA10-050UK](#) [RLMDT701800](#) [WSU120-2000-R13](#) [WSU180-1330-13](#) [AC-DC ADAPTER 160W](#)  
[WSU120-2000-13](#) [WSU150-0800-13](#) [WSU075-3200-13](#) [WSU060-2000-R13](#) [WSU090-2500-13](#) [WSU050-2000-R13](#) [WSU240-1000-13](#)  
[WSU240-0500-R13](#) [WSU075-1500-13](#) [WSU050-3000-13](#) [WSU120-1500-13](#) [WSU120-1500-R13](#) [WSU045-1500-13](#) [WSU240-0750-13](#)  
[WSU090-2500-R13](#) [WSU240-1500-13](#) [WSU180-0660-13](#) [WSU075-1500-R13](#) [WSU090-1300-13](#) [WSU180-1330-R13](#) [BB-](#)  
[SMI1812VP230C1](#) [WSU050-1500-13](#) [WSU090-0800-13](#) [WSU120-0700-13](#) [WSU045-3000-13](#) [WSU180-0450-13](#) [WSU150-0560-R13](#)  
[WSU135-0880-13](#) [WSU120-3000-13](#) [WSU120-1000-R13](#) [WSU090-1300-R13](#) [WSU060-1250-R13](#) [WSU060-1250-13](#) [WSU045-2000-R13](#)