


EC Declaration of Conformity

We hereby declare that the product (range) listed below meet the intent of the Electromagnetic Compatibility (EMC) Directive 2004/108/EC and Equipment for use in potentially explosive atmospheres ATEX Directive 94/9/EC.

**P200 I.S. Manometer &
3208 I.S. Thermometer**

 **II 2G Ex ia IIC T4 (-20°C ≤ Ta ≤ +50°C)**

EC - Type Examination Certificate

**No. Baseefa03ATEX0599 Issued by: Baseefa (2001) Ltd
(NB No.1180)**

This declaration is made for products manufactured and tested with respect to the relevant parts of:-

**BS EN 61000-6-3:2007+A1:2011 Generic
emissions standard
BS EN 61000-6-1:2007 Generic immunity
standard**

for the Electromagnetic Compatibility Directive, and:-

**BS EN 60079-0:2012+A11:2013 Electrical apparatus
for potentially explosive atmospheres - Intrinsic
Safety 'i'**

**BS EN 60079-11:2012 Explosive atmospheres.
Equipment protection by intrinsic safety.**

*for the ATEX Directive, when installed and used in
accordance with the operating instructions.*

Issue Date:

Signed:

Martin Jackson,
Group Head of Technology -
Elektron Technology UK Ltd

TEST RESULTS

Type K to BS EN 60584-1:2013 []

Instrument Type:

Serial Number:

This instrument has been designed to meet
environmental condition: IP64 []

Tested by: Date:

Type K

0°C 32°F	185°C 365°F	-30°C -22°F	700°C 1292°F	900°C 1652°F

*The overall performance of the instrument is obtained by
combining the stated accuracy and any uncertainty due to the
measurement process.*

3208 I.S.

THERMOMETER



**OPERATING
INSTRUCTIONS**

Digitron a brand of Elektron
Technology UK Ltd
Woodland Road, Torquay,
Devon, TQ2 7AY, England
Tel +44 (0)1803 407693
Fax +44 (0)1803 407699
Email sales@digitron.com
www.digitron.com





13264 rev. 7a

OPERATING INSTRUCTIONS

DESCRIPTION

The instrument's window surround shows instrument type, the operating ranges and the category code EExiallCT4. The code indicates the instrument can be used in flammable or explosive atmospheres, up to and including Zone 1.

The rear label also displays the code alongside the European Community mark and ATEX group and category. (See below):

Name and Address of Manufacturer	Digitron a brand of Elektron Technology UK Ltd Woodland Road Torquay TQ2 7AY, UK
Equipment Name and Type	3208 I.S. Thermometer
Certificate Number	Baseefa 03ATEX0599
Specific Marking of explosion protection	EEx ia IIC T4 (-20°C ♂ Ta ♂ +50°C)
ATEX Directive marking	 II 2G
CE Mark with notified body number	
Serial Number	
Year of Manufacture	

BATTERY (not supplied)

Installation

NOTE: BATTERIES MUST NOT BE REMOVED/REPLACED IN A HAZARDOUS AREA.

Detach battery compartment cover from the rear of the instrument by removing the screw with the Allen key and lifting at the appropriate place. Connect one 9V battery PP3 style zinc chloride IEC style 6F22 (type PP3S or equivalent) and lie on the insulation pad. Do not fit under the insulation pad as this could cause battery terminals to short circuit. Refit compartment cover.

NOTE: STANDARD, ALKALINE OR MERCURY BATTERIES MUST NOT BE USED.

When "BAT" shows on display, the battery needs replacing.

INSTRUMENT OPERATION

Operating Temperature (Ambient)

-20°C to +50°C

On - Off

Depress the button marked "J" for instrument ON and "3" for OFF.

Resolution/Range/Accuracy

Select either "1" or "0.1" for resolution required.

Resolution	Range	Accuracy
0.1°	-50°C - +199.9°C	± 0.2% reading ± 0.5°C
1°	-50°C - +950°C	± 0.2% reading ± 1°C

Probe

NOTE: USE ONLY DIGITRON ATEX PROBE K0234IS.

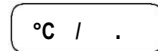
Insert probe plug into the socket at the top of the instrument, ensuring correct polarity. Apply probe tip to substance being measured.

Note: Do not bring probe into contact with any surface connected to a hazardous voltage (i.e. a voltage exceeding 30 volts RMS or 42.4 volts peak with respect to either earth or ground). In addition, probe must be handled with care.

NOTE: THE PROBE HANDLE IS MANUFACTURED FROM CONDUCTIVE MATERIAL.

Sensor Open Circuit or Overrange Indication

If either of the above occurs, the instrument display will show:



ENVIRONMENTAL SPECIFICATION

IP Rating

This model comes with the IP64 rating as standard to the requirement of BS EN 60529:1992+A2:2013

EMC

This meter has been designed to operate under intrinsically safe conditions. The necessary protection features employed in the design may result in the display reading being affected by the presence of high electromagnetic fields. Also, high electrostatic discharge to the case may result in the meter switching off. This is a fail-safe condition and the meter can be switched back on in the normal way.

WARRANTY

This instrument is warranted for 12 months from date of purchase.

During the warranty period any defective instrument will be repaired or replaced at the discretion of the manufacturer. This warranty does not cover damage or failure resulting from misuse or accident.

Modification, adjustment or any alteration shall absolve the manufacturer from any liability in respect of the instrument.

Any instrument to be repaired should be forwarded to the manufacturer at the owner's risk. A brief description of the fault should be included.

X-ON Electronics

Largest Supplier of Electrical and Electronic Components

Click to view similar products for [Environmental Test Equipment](#) category:

Click to view products by [Digitron](#) manufacturer:

Other Similar products are found below :

[CW40](#) [F150C10E3DRT](#) [F150LTC20](#) [F150CD10E2](#) [F150L75](#) [F150LRS](#) [S-11](#) [FLUKE-LDG](#) [382153](#) [FM100](#) [RH210](#) [382253](#) [MO290-P](#)
[GEO-CABLE-REEL-50M](#) [T197914](#) [RD300-L](#) [IR11BD](#) [IR11GM](#) [IR12GM](#) [IR21BD](#) [IR31CE](#) [IR32BC](#) [IR33BC](#) [MP7217TC](#) [NGM-1](#) [SGX-](#)
[7NH3](#) [UT381](#) [F150-SLC50](#) [AW-CO-1000](#) [AW-NmHc-100](#) [3.000.401](#) [AX-7535](#) [CS-9S6SS-A](#) [P 2800 A](#) [P 2801](#) [P 2802](#) [P 5039](#) [P 5130](#) [P](#)
[5055](#) [P 5060](#) [P 5065](#) [P 5086](#) [P 5090](#) [P 5110](#) [P 5115](#) [P 5135](#) [P 5140](#) [P 5145](#) [P 5150](#) [P 5160](#)