

Twisted Pair Patch Cable - Category 5e Class D - U/UTP



✓ PVC

✓ Blue colored plug for CAT 5e

✓ Kink prot., strain relief, latch prot.

✓ various lengths and colors available

Abstract

CAT 5e Class D, U/UTP, Twisted Pair Patch Cable, Cu, PVC, AWG 26/7, various lengths and colors available

Features

- 2x RJ45 (8P8C) connectors
- Boots with kink protection, strain relief and latch protection
- Length marking on boot
- Conductor: Cu (Copper)
- Shielding: U/UTP (unshielded)
- Structure: 4x 2 AWG 26/7, twisted pair
- Sheath: PVC
- PoE ready

Product Overview

The DIGITUS[®] Category 5e Class D patch cables are manufactured and tested to the ISO/IEC 11801 and DIN EN 50173 Category 5e specifications. They will guarantee the installed cabling system is compliant with the ISO & EN channel specification requirements and will provide optimum performance levels of DIGITUS[®] Category 5e cabling. The performance is tested up to 100 MHz inclusive performance characteristics such as near end cross talk ("NEXT").

DIGITUS[®] patch cables are designed and produced to fulfill the highest requirements of various application areas in full volume.

Each cable is fitted with a molded boot which comes with kink protection and strain relief.

Furthermore the boot is equipped with a latch protection that prevents the latching lever against breaking.


You can easily identify the Category 5e, because of the transparent blue colored connector.

Patch Cable Matrix and Configuration

Patch cables can be wide-ranging. Therefore we prepared a complete overview of our range, which guides you to the cable you require.

One E-Mail or one call will be enough and we will send you the latest version as a PDF file.

You can also check our Patch Cable Configuration tool on our website www.digitus-professional.com



Performance- and Specification Overview

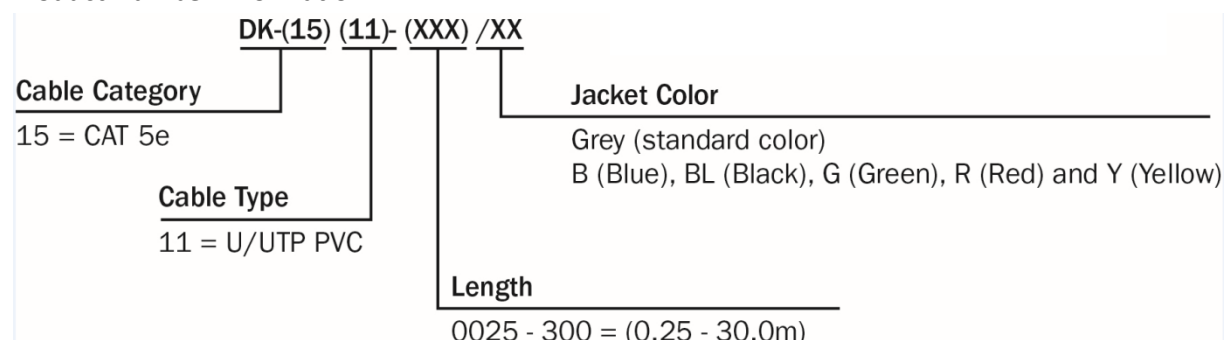
Conductor	Stranded AWG 26/7 bare copper, 0.145 ± 0.005 mm
Insulations	HD-PE (High Density Polyethylene)
Outer sheath	PVC
Overall diameter	4.6 mm ± 0.30 mm
Bending radius	8x OD
RJ45 connector	3 µ nominal gold flash over 60 µ nickel undercoat contact pins
Color code	Orange x White, Green x White, Blue x White, Brown x White
Wiring standard	EIA/TIA 568B
Pin assignment	1:1
Durability	750 insertion cycles
Contact resistance	30 mΩ maximum
Resistance unbalance	5% maximum
Dielectric strength	2500 VDC for 3 seconds
Uninsulated resistance	150 MΩ/km minimum
Operating temperature	-20 °C up to +60 °C
NVP	69%
Typical applications	IEEE 802.3: 10BASE-T; 100BASE-T; 1000BASE-T
Norms	ISO/IEC 11801-1; EN-50173; ANSI/TIA 568-C; EN 60603-7-2
Colors	Various colors available on request
Marking	Brand name, cable length and cable information

Transmission Properties

Freq.	Insertion Loss	NEXT	RL	ACR-N	ACR-F	PS NEXT	PS ACR-N	PS ACRF
MHz	dB	dB	dB	dB	dB	dB	dB	dB
1.00	4.00	60.00	17.00	56.00	57.40	57.00	53.00	54.40
4.00	4.50	53.50	17.00	49.00	45.40	50.50	46.00	42.40
8.00	6.40	48.60	17.00	42.20	39.30	45.60	39.20	36.30
10.00	7.20	47.00	17.00	39.80	37.40	44.00	36.80	34.40
16.00	9.10	43.60	17.00	34.50	33.30	40.60	31.50	30.30
20.00	10.20	42.00	17.00	31.80	34.40	39.00	28.80	28.40
25.00	11.50	40.30	16.00	28.90	29.40	37.30	25.90	26.40
31.25	12.90	38.70	15.10	25.80	27.50	35.70	22.80	24.50
62.50	18.60	33.60	12.00	15.00	21.50	30.60	12.00	18.50
100.00	24.00	30.10	10.00	6.10	17.40	27.10	3.10	14.40

The results in the table above are typical for Category 5e Class D, Patch cables 2 m, 5 m up to 10 m length

Product Number Information

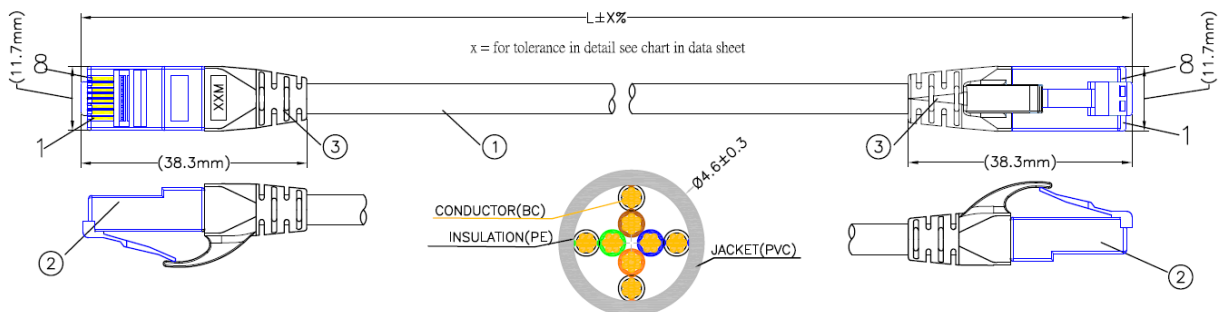


Length Tolerances

Length (m)	Tolerance (mm)	Length (m)	Tolerance (mm)
0.15	+20/-6	8	+/-155
0.25	+20/-6	10	+/-200
0.5	+20/-10	12	+/-250
0.75	+20/-13	13	+/-270
1	+/-20	15	+/-310
1.5	+/-30	20	+/-400
2	+/-40	25	+/-500
2.5	+/-50	30	+/-630
3	+/-60	40	+/-840
4	+/-90	50	+/-1000
5	+/-110	70	+/-1300
6	+/-120	75	+/-1500
7	+/-140	100	+/-1800
7.5	+/-150		

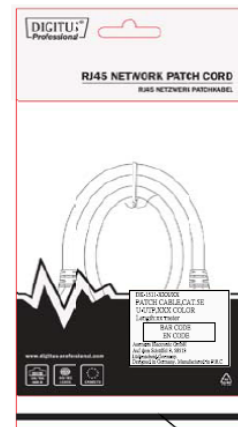
*The cable length is measured from plug A to plug B

Technical Drawing



MATERIAL LIST:

NO.	PARTS NAME	SPECIFICATION DESCRIPTION
①	CABLE	U/UTP [26AWG(BC 7/0.145±0.005)*1PR]*4+PVC OD:4.6±0.3mm COLOR:Assorted upon request
②	RJ45 CONNECTOR	RJ45,8P8C,TWO FORK GOLD PLATED CONTACTS BLUE TRANSPARENT
③	MOLDING PVC	MOLDING PVC 45P COLOR:Assorted upon request



Heat Seal

X-ON Electronics

Largest Supplier of Electrical and Electronic Components

Click to view similar products for [Ethernet Cables / Networking Cables](#) category:

Click to view products by [Digitus](#) manufacturer:

Other Similar products are found below :

[73-7795-1](#) [MCJB2-10P6Q7-120](#) [84909-0204](#) [1200700174](#) [1200860368](#) [E16A06002M030](#) [E200102-009-S1](#) [AX105346-EW](#) [MT14-187L](#)
[MWDM2L-51GS-6J1-2.82B](#) [ERWPAB3002M005](#) [190-038045-01](#) [NK5EPC1GRY](#) [NK5EPC4Y](#) [1969343-6](#) [ICD056GVP163D-C0](#)
[C5UMB3FBG](#) [C631208025](#) [C631208035](#) [C6F1106015](#) [2142758-2](#) [2168427-2](#) [21949-1](#) [2J1866A](#) [RJF SFTP 5E 0500](#) [AX100351](#)
[UTPCH14GY](#) [45-5684](#) [100345-1301](#) [MWDM2L-25P-8K1-.500B](#) [MWDM6L-31S-6C4-.375H](#) [73-7793-1](#) [74764-1101](#) [WHU18-3636-048](#)
[RJF2SA2G05100BTX](#) [1R4000A39M030](#) [UTPSP6GY](#) [UTPSP2GY](#) [UTPSP10GY](#) [UTPCH5GY](#) [UTP28SP15M](#) [UTP28CH100OR](#)
[74764-2301](#) [TRD815Y-10](#) [TRD855SIG-75](#) [E66A06002M020](#) [NPC-5E-010-GY](#) [SAC-5P-MS/ 1.0-920/FS SCO AR](#) [1-3636-601-5211](#) [1-3636-600-5212](#)