

Twisted Pair Patch Cord - Category 6A Class EA -Slim U/UTP - LSZH



✓ LSZH (LowSmoke Zero Halogen)

✓ Yellow colored plug for CAT 6A

✓ Kink prot., strain relief, latch prot.

✓ various lengths and colors available

Short description

CAT 6A Class EA , U/UTP, Twisted Pair Patch Cord, Cu, LSZH, AWG 28/7, various lengths and colors available

Technical Properties

2x RJ45 connectors (8P8C)

Covers with kink protection, strain relief and locking lever protection

Length indication on hoods

Inner conductors: Copper (Cu)

Halogen free: yes

Pin Assignment: 1:1

AWG cross-section: 28

Anti-kink sleeve: moulded

Connector 1 type: RJ45 8(8)

Connector 2 type: RJ45 8(8)

Cable design: 4x2

Flame retardant version: yes

Anti-kink sleeve colour: Grey

Locking lever protection: yes

NVP value: 76

Oil resistant to EN 60811-404: no

Bending radius: 4D (outer diameter x 4)

Sheath colour: Grey

Long Description


DIGITUS[®] slim patch cords are characterised by their small outer diameter and flexible sheath. Slim design enables versatile use in your network. Moreover, DIGITUS[®] slim patch cords are manufactured according to ISO/IEC 11801 and DIN EN 50173 CAT 6A standards. They guarantee that the cable installation complies with the ISO & EN channel specification and provide excellent performance in DIGITUS[®] CAT 6A cabling. Performance was tested up to 500 MHz, including performance characteristics such as near-end crosstalk ("NEXT"). DIGITUS[®] patch cords were specifically designed to fully meet all requirements in various application areas. Each cable is equipped with a moulded anti-kink sleeve with strain relief. In addition, the sleeve has a locking lever protection, which prevents kinking of the cables and breaking-off of the locking lever from the connector. Category 6 is simply identified by the red coloured connectors.

Patch Cord Matrix and Configuration

Patch cords can be wide-ranging. Therefore we prepared a complete overview of our range, which guides you to the cable you require.

One E-Mail or one call will be enough and we will send you the latest version as a PDF file.

You can also check our Patch Cord Configuration tool on our website www.digitus-professional.com



Performance- and Specification Overview

Conductor	Stranded AWG 28/7 bare copper, 0.12 ± 0.005 mm
Insulations	HD-PE (High Density Polyethylene)
Outer sheath	LSZH (Low Smoke Zero Halogen)
Overall diameter	3.65 mm ± 0.30 mm
Bending radius	8x OD
RJ45 connector	3 µ nominal gold flash over 60 µ nickel undercoat contact pins
Color code	Orange x White, Green x White, Blue x White, Brown x White
Wiring standard	EIA/TIA 568B
Pin assignment	1:1
Durability	750 insertion cycles
Contact resistance	30 mΩ maximum
Resistance unbalance	3% maximum
Dielectric strength	2500 VDC for 3 seconds
Uninsulated resistance	150 MΩ/km minimum
Operating temperature	-20 °C up to +60 °
NVP	69%
Flame retardancy	IEC 60332-1
Smoke emission	IEC 61034
Typical applications	IEEE 802.3: 10BASE-T; 100BASE-T; 1000BASE-T
Norms	ISO/IEC 11801-1; EN-50173; ANSI/TIA 568-C; EN 60603-7-4
Colors	Various colors available on request
Marking	Brand name, cable length and cable information

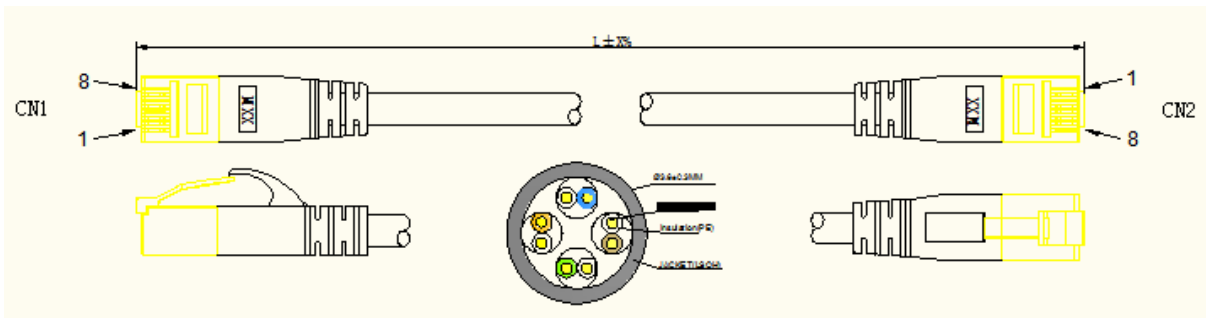
Transmission Properties

Freq.	Insertion Loss	NEXT	RL	ACR-F	PS NEXT	PS ACRF
MHz	dB	dB	dB	dB	dB	dB
1.00	4.00	65.00	19.00	63.30	62.00	60.30
10.00	6.50	56.60	19.00	43.30	54.00	40.30
20.00	9.20	51.60	17.50	37.20	49.00	34.20
25.00	10.20	50.00	17.00	35.30	47.30	32.30
62.50	16.40	43.40	14.00	27.30	40.60	24.30
100.00	20.90	39.90	12.00	23.30	37.10	20.30
200.00	30.10	34.80	9.00	17.20	31.90	14.20
350.00	40.60	30.30	6.60	12.40	27.60	9.40
500.00	49.30	27.90	6.00	9.30	24.80	6.30

Order information and length tolerances

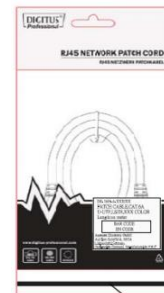
Article No	*Length (m)	Tolerance (mm)
DK-1617-A-0025S	0.25	+20/-6
DK-1617-A-005S	0.5	+20/-10
DK-1617-A-010S	1.0	+/-20
DK-1617-A-015S	1.5	+/-30
DK-1617-A-020S	2.0	+/-40
DK-1617-A-025S	2.5	+/-50
DK-1617-A-030S	3.0	+/-60
DK-1617-A-050S	5.0	+/-110
DK-1617-A-050S	5.0	+/-110
DK-1617-A-070S	7.0	+/-140
DK-1617-A-100S	10	+/-200
		* The cable length is measured from plug A to plug B

Technical Drawing



MATERIAL LIST:

NO.	PART NO:	SPECIFICATION DESCRIPTION
①	CABLE	U/UTP 28AWG (7/0.12 ± 0.005) *4PR+LSOH OD: 3.6 ± 0.3mm COLOR: Assorted upon request
②	CONNECTOR	RJ45, 8P8C, TWO FORK GOLD PLATED CONTACTS YELLOW TRANSPARENT
③	MOLDING PVC	MOLDING PVC 45P COLOR: Assorted upon request



X-ON Electronics

Largest Supplier of Electrical and Electronic Components

Click to view similar products for [Ethernet Cables / Networking Cables](#) category:

Click to view products by [Digitus](#) manufacturer:

Other Similar products are found below :

[73-6670-7](#) [73-6680-15](#) [73-7797-25](#) [MCJB2-10P6Q7-120](#) [84909-0204](#) [1200700174](#) [1200860368](#) [1410147](#) [E16A06002M030](#) [E200102-009-S1](#) [AX105346-EW](#) [MT14-187L](#) [17-103530](#) [190-038045-01](#) [NK5EPC18RDY](#) [NK5EPC18VLY](#) [NK5EPC18YLY](#) [NK5EPC1GRY](#) [NK5EPC4Y](#) [NK5EPC6YLY](#) [NK5EPC8BLY](#) [NK5EPC9YLY](#) [1969343-6](#) [C501100010](#) [C501106002](#) [C501106007](#) [C501106015](#) [C501106025](#) [C601102010](#) [C601104010](#) [C601106007](#) [C601106015](#) [2142758-2](#) [2168427-2](#) [CAT1106007](#) [21949-1](#) [2J1866A](#) [RJF SFTP 5E 0500](#) [AX100351](#) [MN14CEC/ST](#) [C501100015](#) [C501106004](#) [C501106010](#) [C5F1108007](#) [C601104004](#) [C601106004](#) [CA21106004](#) [CA21106010](#) [CA21109007](#) [CA21109010](#)