

3-TERMINAL POSITIVE LINEAR REGULATOR

AZ78LXX

General Description

The AZ78LXX series are three terminal positive regulators with several fixed output voltages. These regulators can provide local on card regulation, eliminating the distribution problems associated with single point regulation. The AZ78LXX can be used in logic systems, instrumentation, HiFi, and other solid state electronic equipment. When used as a Zener diode/resistor combination replacement, the AZ78LXX usually results an effective output impedance improvement of two orders of magnitude, and lower quiescent current.

With adequate heat sinking the AZ78LXX can deliver 100mA output current. Current limiting is included to limit the peak output current to a safe value. Thermal protection is also provided. If internal power dissipation becomes too high for the heat sinking provided, the thermal shutdown circuit takes over preventing the IC from overheating.

The AZ78LXX are available in the plastic TO-92 (bulk or ammo packing), SOT-223 and SOT-89 packages.

Features

- Output Current up to 100mA
- Fixed Output Voltages of 5V and 9V
- Output Voltage Tolerances of $\pm 5\%$ over the Full Temperature Range
- Internal Short Circuit Current-limiting
- Internal Thermal Overload Protection
- No External Components

Applications

- High Efficiency Linear Regulator
- Post Regulation for Switching Supply
- Microprocessor Power Supply
- Mother Board I/O Power Supply




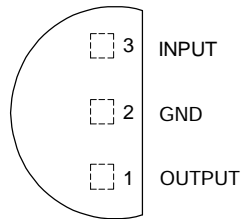
Figure 1. Package Types of the AZ78LXX

3-TERMINAL POSITIVE LINEAR REGULATOR

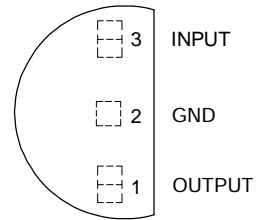
AZ78LXX

Pin Configuration

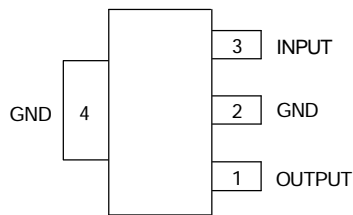
Z Package
(TO-92(Bulk Packing))



Z Package
(TO-92(Ammo Packing))



H Package
(SOT-223)



Connect pin 4 to pin 2 or leave
pin 4 electrically isolated

R Package
(SOT-89)

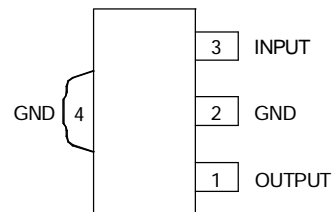


Figure 2. Pin Configuration of the AZ78LXX (Top View)

3-TERMINAL POSITIVE LINEAR REGULATOR

AZ78LXX

Functional Block Diagram

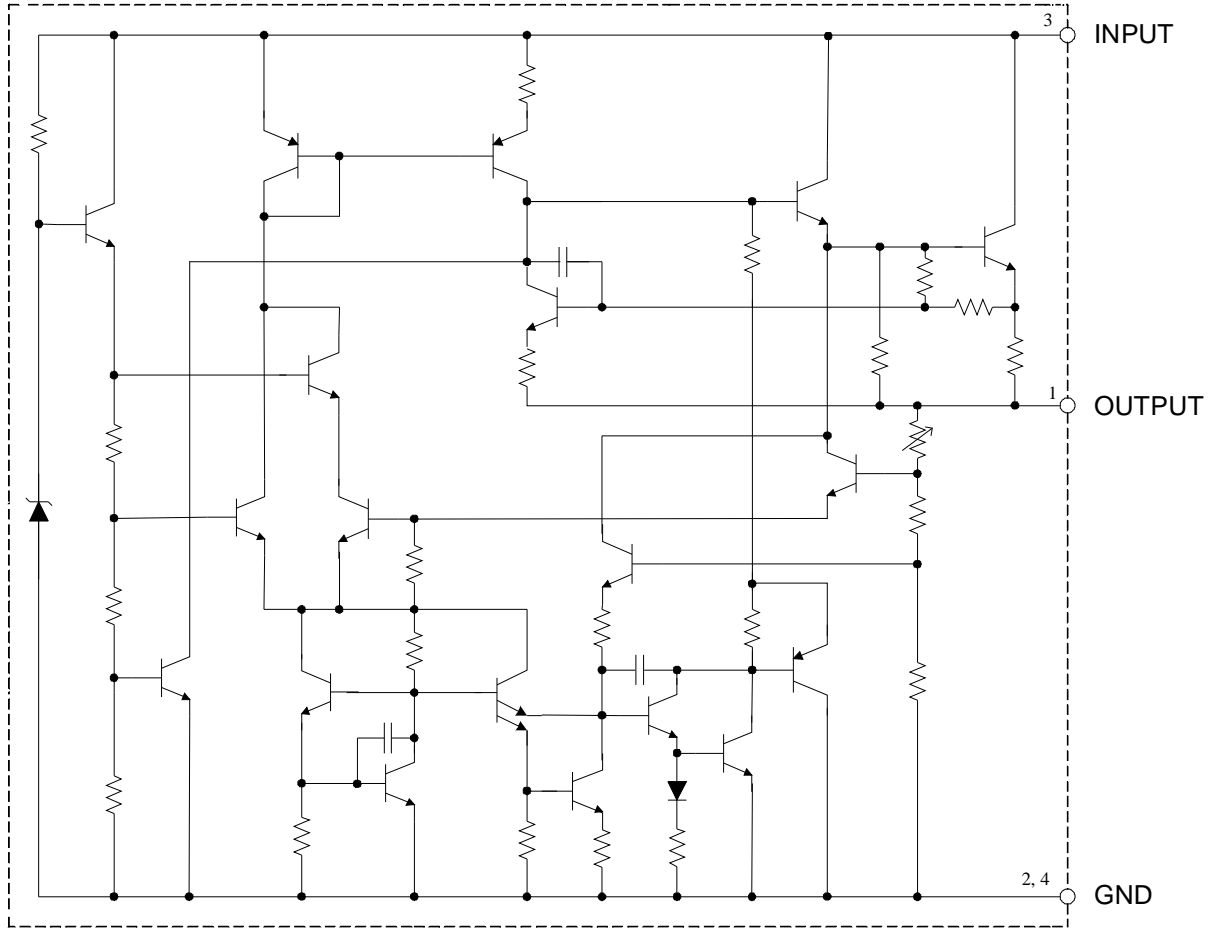


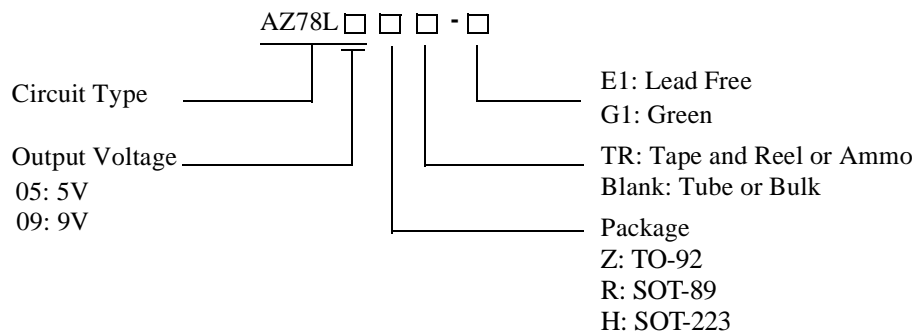
Figure 3. Functional Block Diagram of the AZ78LXX



3-TERMINAL POSITIVE LINEAR REGULATOR

AZ78LXX

Ordering Information



Package	Temperature Range	Part Number		Marking ID		Packing Type
		Lead Free	Green	Lead Free	Green	
TO-92	-40 to 125°C	AZ78L05Z-E1	AZ78L05Z-G1	AZ78L05Z-E1	AZ78L05Z-G1	Bulk
		AZ78L05ZTR-E1	AZ78L05ZTR-G1	AZ78L05Z-E1	AZ78L05Z-G1	Ammo
		AZ78L09Z-E1	AZ78L09Z-G1	AZ78L09Z-E1	AZ78L09Z-G1	Bulk
		AZ78L09ZTR-E1	AZ78L09ZTR-G1	AZ78L09Z-E1	AZ78L09Z-G1	Ammo
SOT-89	-40 to 125°C	AZ78L05RTR-E1	AZ78L05RTR-G1	E78A	G78A	Tape & Reel
		AZ78L09RTR-E1	AZ78L09RTR-G1	E78C	G78C	Tape & Reel
SOT-223	-40 to 125°C	AZ78L05HTR-E1	AZ78L05HTR-G1	EH78A	GH78A	Tape & Reel
		AZ78L09HTR-E1	AZ78L09HTR-G1	EH78C	GH78C	Tape & Reel

BCD Semiconductor's Pb-free products, as designated with "E1" suffix in the part number, are RoHS compliant. Products with "G1" suffix are available in green packages.

**3-TERMINAL POSITIVE LINEAR REGULATOR****AZ78LXX****Absolute Maximum Ratings (Note 1)**

Parameter	Symbol	Value		Unit
Input Voltage	V_{IN}	20		V
Operating Junction Temperature	T_J	150		°C
Lead Temperature (Soldering, 10sec)	T_{LEAD}	260		°C
Power Dissipation ($T_A=25^{\circ}C$)	P_D	TO-92	0.65	W
		SOT-223	0.7	
		SOT-89	0.65	
Storage Temperature Range	T_{STG}	-65 to 150		°C
ESD (Human Body Model)	ESD	2000		V
ESD (Machine Model)	ESD	200		V

Note 1: Stresses greater than those listed under "Absolute Maximum Ratings" may cause permanent damage to the device. These are stress ratings only, and functional operation of the device at these or any other conditions beyond those indicated under "Recommended Operating Conditions" is not implied. Exposure to "Absolute Maximum Ratings" for extended periods may affect device reliability.

Recommended Operating Conditions

Parameter		Symbol	Min	Max	Unit
Input Voltage	AZ78L05	V_{IN}		15	V
	AZ78L09			18	
Operating Junction Temperature		T_J	-40	125	°C



3-TERMINAL POSITIVE LINEAR REGULATOR

AZ78LXX

Electrical Characteristics

AZ78L05 Electrical Characteristics

Limits in standard typeface are for $T_J=25^{\circ}\text{C}$, **Bold typeface applies over -40°C to 125°C** , $I_{\text{OUT}}=40\text{mA}$, $C_{\text{IN}}=0.33\mu\text{F}$, $C_{\text{OUT}}=0.1\mu\text{F}$, $V_{\text{IN}}=10\text{V}$, unless otherwise specified.

Parameter	Symbol	Conditions	Min	Typ	Max	Unit
Output Voltage	V_{OUT}		4.8	5	5.2	V
		$7.0\text{V} \leq V_{\text{IN}} \leq 15\text{V}$ $1.0\text{mA} \leq I_{\text{OUT}} \leq 40\text{mA}$ (Note 2)	4.75		5.25	
Line Regulation	V_{RLINE}	$7.0\text{V} \leq V_{\text{IN}} \leq 15\text{V}$		18	75	mV
Load Regulation	V_{RLOAD}	$1.0\text{mA} \leq I_{\text{OUT}} \leq 100\text{mA}$		20	60	mV
Dropout Voltage	V_{DROP}			1.6		V
Current Limit	I_{LIMIT}	$T_J=25^{\circ}\text{C}$		150		mA
Quiescent Current	I_{Q}	$I_{\text{OUT}}=0$		3	5	mA
Quiescent Current Change	ΔI_{Q}	$8.0\text{V} \leq V_{\text{IN}} \leq 15\text{V}$			1.0	mA
		$1.0\text{mA} \leq I_{\text{OUT}} \leq 40\text{mA}$			0.1	
Output Noise Voltage	N_{O}	$10\text{Hz} \leq f \leq 100\text{kHz}$ (Note 3)		40		μV
Ripple Rejection	PSRR	$f=120\text{Hz}$, $8.0\text{V} \leq V_{\text{IN}} \leq 15\text{V}$	47	62		dB
Peak Output Current	I_{PK}			150		mA
Average Temperature Coefficient of Output Voltage	$\Delta V_{\text{OUT}}/\Delta T$	$I_{\text{OUT}} = 5.0\text{mA}$		0.65		$\text{mV}/^{\circ}\text{C}$
Minimum Value of Input Voltage Required to Maintain Line Regulation	$V_{\text{IN}}(\text{Min})$			6.7	7	V
Thermal Resistance	θ_{JC}	TO-92		81		$^{\circ}\text{C}/\text{W}$
		SOT-89		29.8		
		SOT-223		71		

Note 2: Power Dissipation $\leq 0.6\text{W}$

Note 3: Recommended minimum load capacitance of $0.01\mu\text{F}$ to limit high frequency noise.

**3-TERMINAL POSITIVE LINEAR REGULATOR****AZ78LXX****Electrical Characteristics (Continued)****AZ78L09 Electrical Characteristics**

Limits in standard typeface are for $T_J=25^\circ\text{C}$, **Bold typeface applies over -40°C to 125°C** , $I_{\text{OUT}}=40\text{mA}$, $C_{\text{IN}}=0.33\mu\text{F}$, $C_{\text{OUT}}=0.1\mu\text{F}$, $V_{\text{IN}}=15\text{V}$, unless otherwise specified.

Parameter	Symbol	Conditions	Min	Typ	Max	Unit
Output Voltage	V_{OUT}		8.6	9	9.4	V
		$12\text{V} \leq V_{\text{IN}} \leq 18\text{V}$ $1.0\text{mA} \leq I_{\text{OUT}} \leq 40\text{mA}$ (Note 2)	8.55		9.45	
Line Regulation	V_{RLINE}	$12\text{V} \leq V_{\text{IN}} \leq 18\text{V}$		18	75	mV
Load Regulation	V_{RLOAD}	$1.0\text{mA} \leq I_{\text{OUT}} \leq 100\text{mA}$		20	90	mV
Dropout Voltage	V_{DROP}			1.6		V
Current Limit	I_{LIMIT}	$T_J=25^\circ\text{C}$		150		mA
Quiescent Current	I_{Q}	$I_{\text{OUT}}=0$		3	5	mA
Quiescent Current Change	ΔI_{Q}	$12\text{V} \leq V_{\text{IN}} \leq 18\text{V}$			1.5	mA
		$1.0\text{mA} \leq I_{\text{OUT}} \leq 40\text{mA}$			0.1	
Output Noise Voltage	N_{O}	$10\text{Hz} \leq f \leq 100\text{kHz}$ (Note 3)		70		μV
Ripple Rejection	PSRR	$f=120\text{Hz}$, $12\text{V} \leq V_{\text{IN}} \leq 18\text{V}$	38	44		dB
Peak Output Current	I_{PK}			150		mA
Average Temperature Coefficient of Output Voltage	$\Delta V_{\text{OUT}}/\Delta T$	$I_{\text{OUT}}=5.0\text{mA}$		0.9		mV/ $^\circ\text{C}$
Minimum Value of Input Voltage Required to Maintain Line Regulation	$V_{\text{IN}}(\text{Min})$			10.7		V
Thermal Resistance	θ_{JC}	TO-92		81		$^\circ\text{C}/\text{W}$
		SOT-89		84		
		SOT-223		71		

Note 2: Power Dissipation $\leq 0.6\text{W}$

Note 3: Recommended minimum load capacitance of $0.01\mu\text{F}$ to limit high frequency noise.



3-TERMINAL POSITIVE LINEAR REGULATOR

AZ78LXX

Typical Performance Characteristics

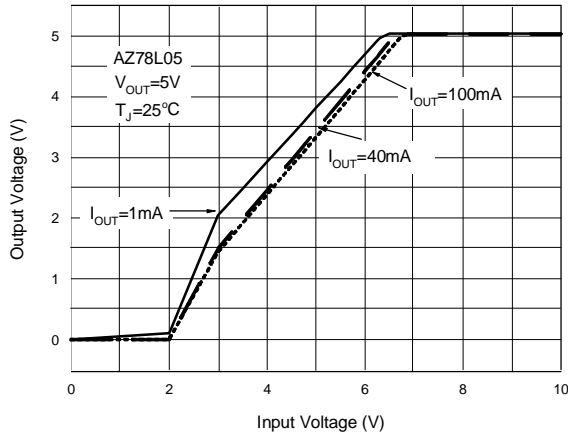


Figure 4. Dropout Characteristics

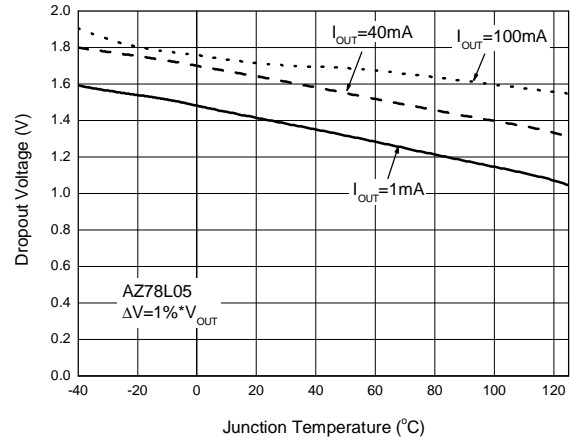


Figure 5. Dropout Voltage vs. Junction Temperature

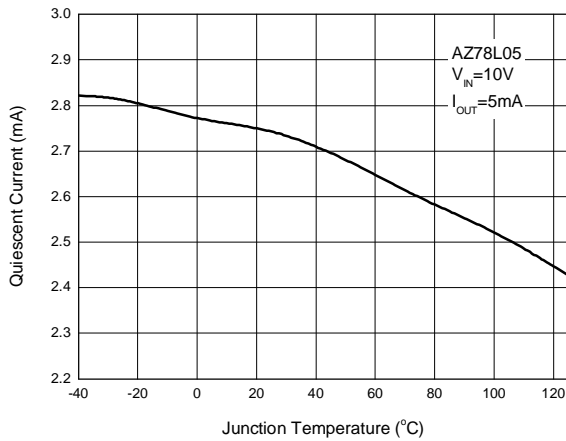


Figure 6. Quiescent Current vs. Junction Temperature

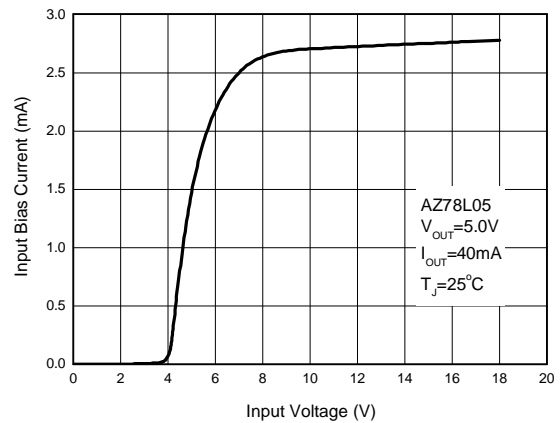


Figure 7. Input Bias Current vs. Input Voltage

3-TERMINAL POSITIVE LINEAR REGULATOR

AZ78LXX

Typical Performance Characteristics (Continued)

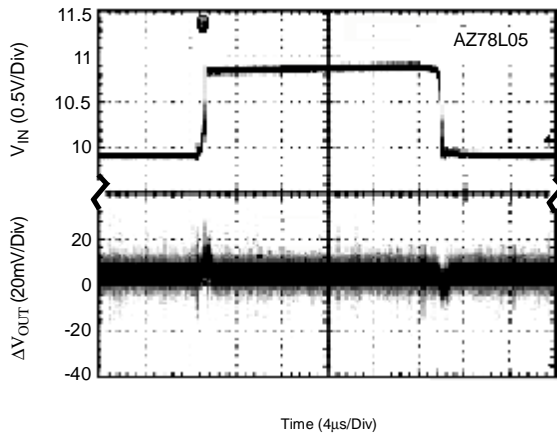


Figure 8. Line Transient Response
 (Conditions: $V_{IN}=10$ to $11V$, $V_{OUT}=5V$, $I_{OUT}=40mA$)

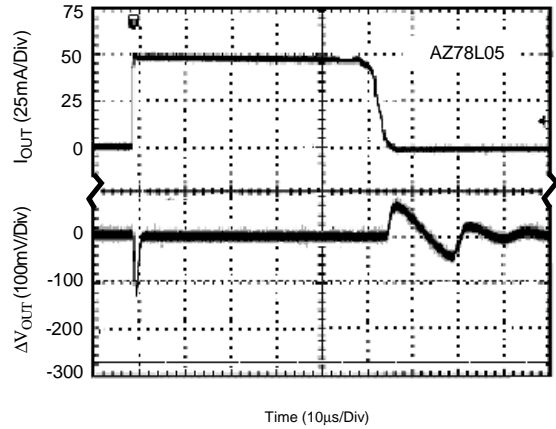
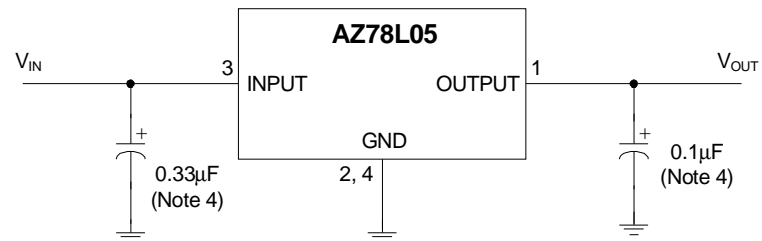


Figure 9. Load Transient Response
 (Conditions: $V_{IN}=10V$, $V_{OUT}=5V$, $I_{OUT}=1$ to $50mA$)

3-TERMINAL POSITIVE LINEAR REGULATOR
AZ78LXX
Typical Application


Note 4: Bypass capacitors are recommended for optimum stability and transient response and should be located as close as possible to the regulator.

Figure 10. Typical Application of the AZ78LXX



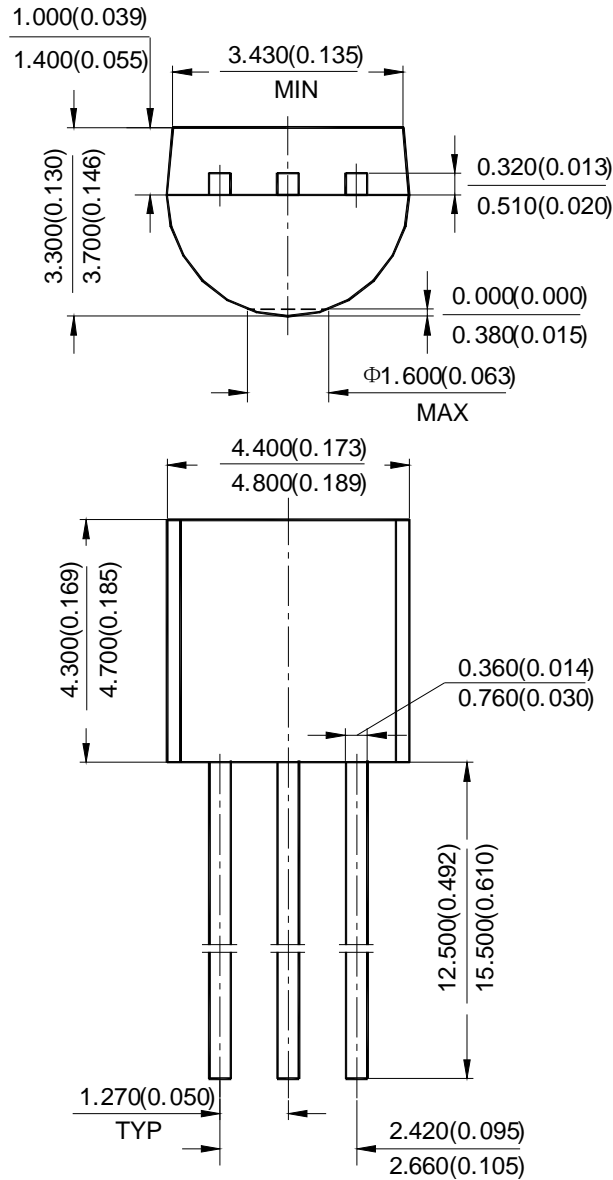
3-TERMINAL POSITIVE LINEAR REGULATOR

AZ78LXX

Mechanical Dimensions

TO-92(Bulk Packing)

Unit: mm(inch)





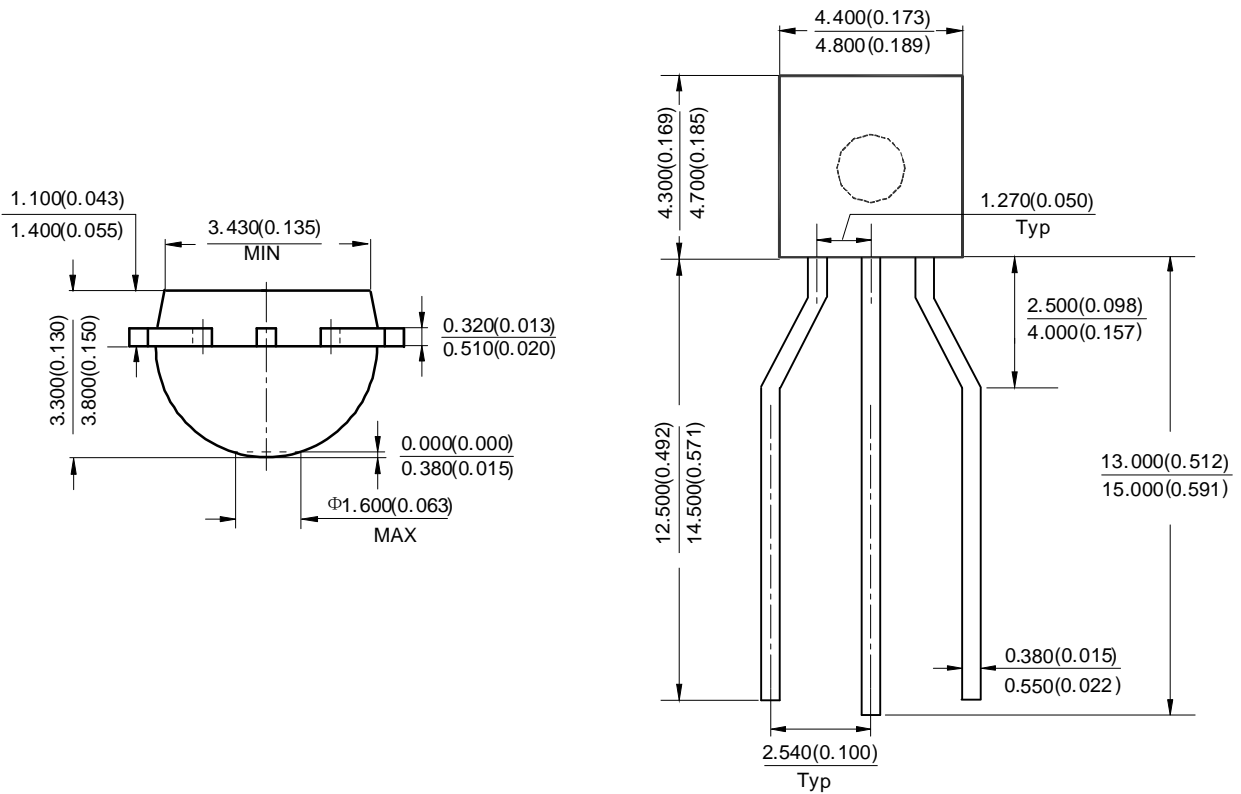
3-TERMINAL POSITIVE LINEAR REGULATOR

AZ78LXX

Mechanical Dimensions (Continued)

TO-92(Ammo Packing)

Unit: mm(inch)





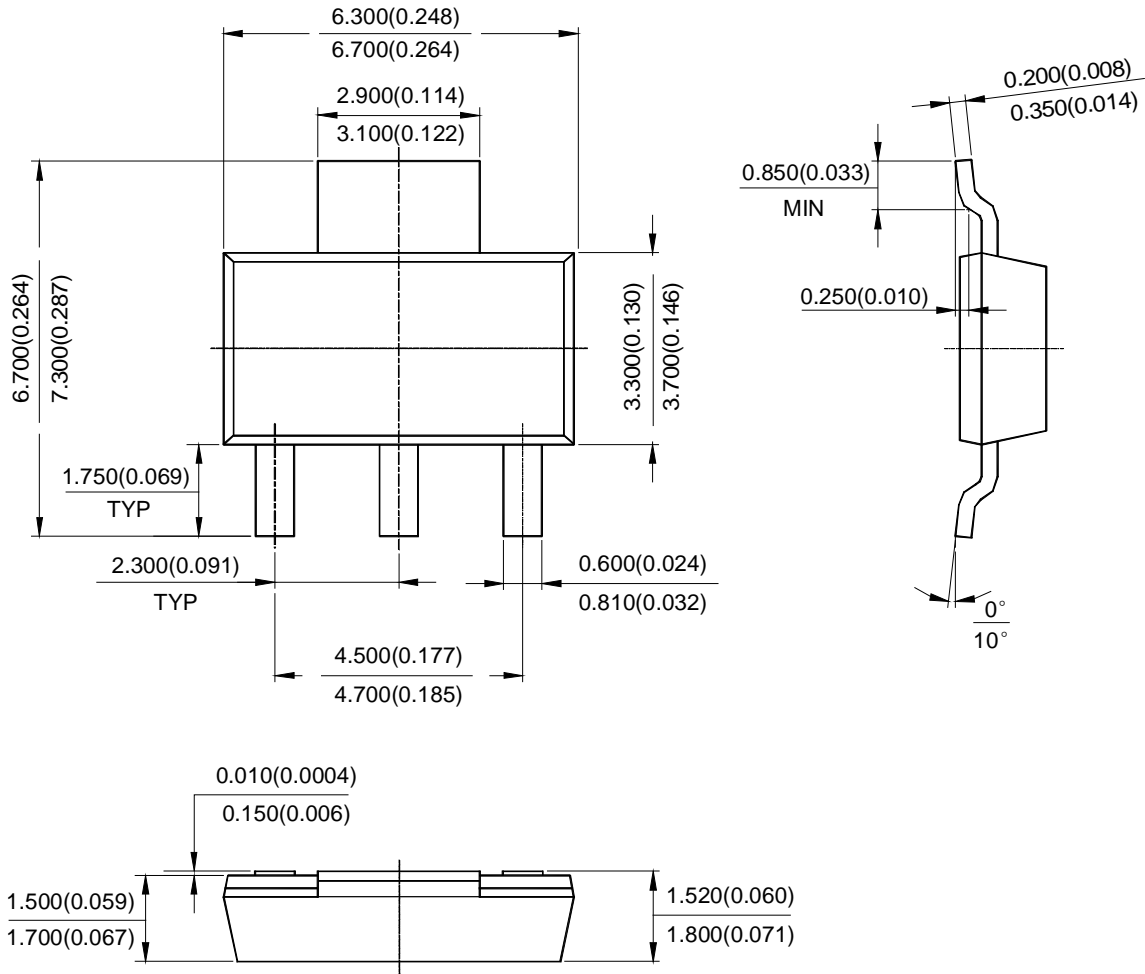
3-TERMINAL POSITIVE LINEAR REGULATOR

AZ78LXX

Mechanical Dimensions (Continued)

SOT-223

Unit: mm(inch)





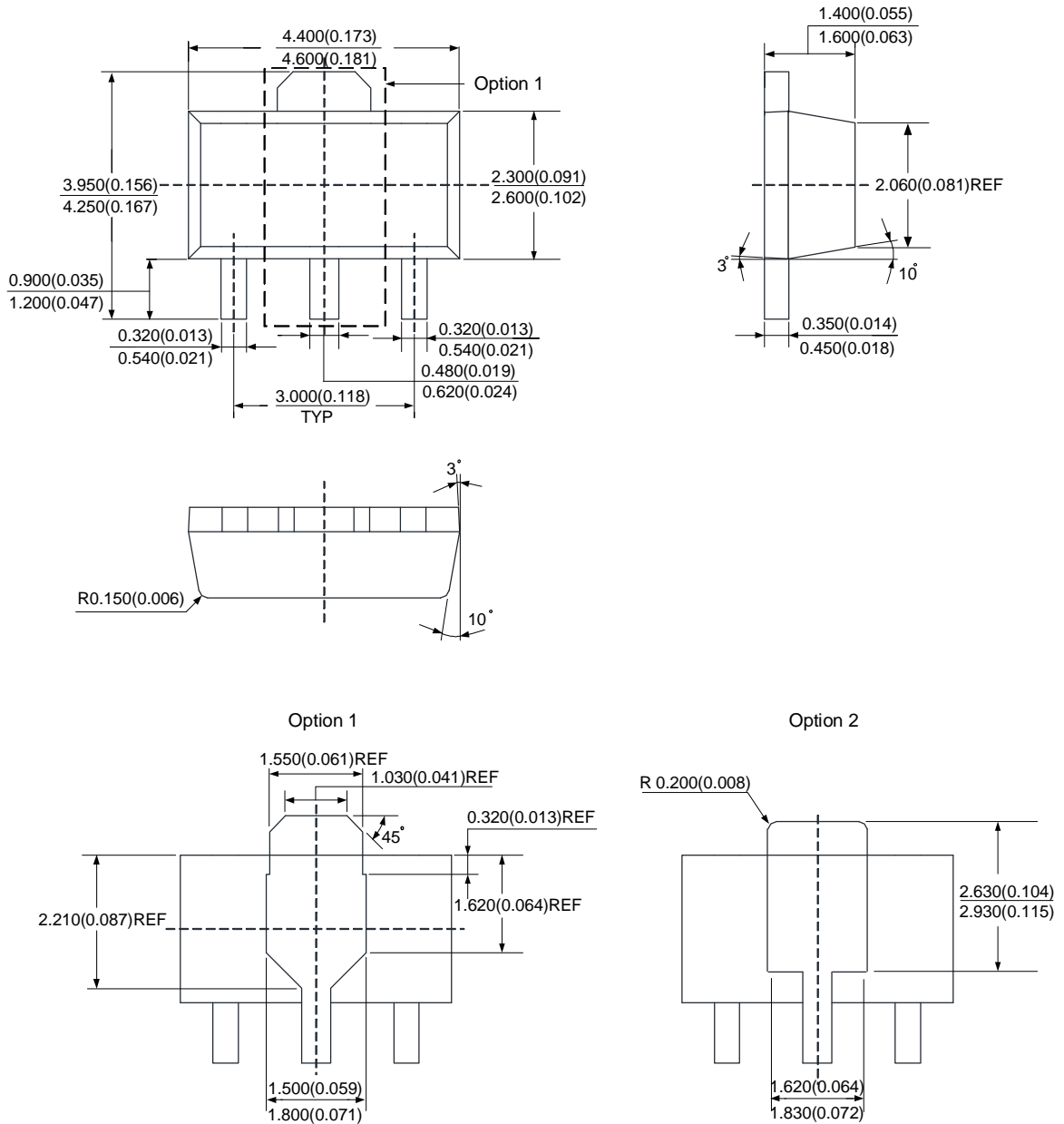
3-TERMINAL POSITIVE LINEAR REGULATOR

AZ78LXX

Mechanical Dimensions (Continued)

SOT-89

Unit: mm(inch)





BCD Semiconductor Manufacturing Limited

<http://www.bcdsemi.com>

IMPORTANT NOTICE

BCD Semiconductor Manufacturing Limited reserves the right to make changes without further notice to any products or specifications herein. BCD Semiconductor Manufacturing Limited does not assume any responsibility for use of any its products for any particular purpose, nor does BCD Semiconductor Manufacturing Limited assume any liability arising out of the application or use of any its products or circuits. BCD Semiconductor Manufacturing Limited does not convey any license under its patent rights or other rights nor the rights of others.

MAIN SITE

- Headquarters

BCD (Shanghai) Micro-electronics Limited

No. 1600, Zi Xing Road, Shanghai ZiZhu Science-based Industrial Park, 200241, P. R. C.
Tel: +86-021-2416-2266, Fax: +86-021-2416-2277

- Wafer Fab

Shanghai SIM-BCD Semiconductor Manufacturing Co., Ltd.

800 Yishan Road, Shanghai 200233, China
Tel: +021-6485-1491, Fax: +86-021-5450-0008

REGIONAL SALES OFFICE

Shenzhen Office

Shanghai SIM-BCD Semiconductor Manufacturing Co., Ltd., Shenzhen Office

Unit A Room 1203, Skyworth Bldg., Gaoxin Ave.1.S., Nanshan District
Shenzhen 518057, China

Tel: +86-0755-8660-4900, Fax: +86-0755-8660-4958

Taiwan Office (Taipei)

BCD Semiconductor (Taiwan) Company Limited

3F, No.17, Lane 171, Sec. 2, Jiu-Zong Rd., Nei-Hu Dist., Taipei(114), Taiwan, R.O.C
Tel: +886-2-2656-2808

Fax: +886-2-2656-2806/26562950

Taiwan Office (Hsinchu)

BCD Semiconductor (Taiwan) Company Limited

8F, No.176, Sec. 2, Gong-Dao 5th Road, East District
HsinChu City 300, Taiwan, R.O.C

Tel: +886-3-5160181, Fax: +886-3-5160181

USA Office

BCD Semiconductor Corp.

48460 Kato Road, Fremont, CA 94538, USA
Tel: +1-510-668-1950

Fax: +1-510-668-1990

Korea Office

BCD Semiconductor Limited Korea office.

Room 101-1112, Digital-Empire II, 486 Sin-dong,
Yeongtong-Gu, Suwon-city, Gyeonggi-do, Korea

Tel: +82-31-695-8430

X-ON Electronics

Largest Supplier of Electrical and Electronic Components

Click to view similar products for [Linear Voltage Regulators](#) category:

Click to view products by [Diodes Incorporated](#) manufacturer:

Other Similar products are found below :

[LV56831P-E](#) [LV5684PVD-XH](#) [MCDTSA6-2R](#) [L7815ACV-DG](#) [LV56801P-E](#) [TLE42794G](#) [L78L05CZ/1SX](#) [L78LR05DL-MA-E](#) [636416C](#)
[714954EB](#) [LV5680P-E](#) [L78M15CV-DG](#) [L79M05T-E](#) [TLS202A1MBVHTSA1](#) [L78LR05D-MA-E](#) [NCV317MBTG](#) [NCV78M09BDTRKG](#)
[LV5680NPVC-XH](#) [LT1054CN8](#) [ME6208A50M3G](#) [SL7533-8](#) [ME6231A50M3G](#) [ME6231A50PG](#) [ME6231C50M5G](#) [AMS1117S-3.3](#)
[AMS1117-5.0](#) [AMS1117S-5.0](#) [AMS1117-3.3](#) [MD5118](#) [MD5121](#) [MD5127](#) [MD5128](#) [MD5130](#) [MD5144](#) [MD5150](#) [MD5115](#) [MD5125](#)
[MD5136](#) [MD5140](#) [MD5110](#) [MD52E18WB6](#) [MD52E33WB6](#) [MD52E15QA3](#) [MD52E21QA3](#) [MD52E25QA3](#) [MD52E28QA3](#)
[MD52E30QA3](#) [MD52E33QA3](#) [MD52E36QA3](#) [MD52E40QA3](#)