


FL Series Quartz Crystal Legacy NKS3 Series
3.2 x 2.5mm

Miniature Quartz Crystal Ceramic SMD

FL



3.2 x 2.5mm Ceramic SMD

Product Description

The 4-pad FL series seam seal devices incorporate a sub-miniature AT-cut crystal resonator housed in a standard 3.2 x 2.5mm ceramic package.

These compact crystals are ideal for surface mounting in densely populated or small form-factor PCB applications.

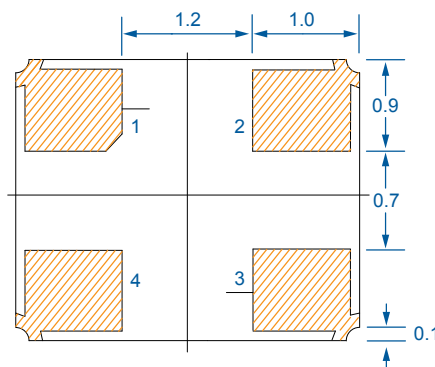
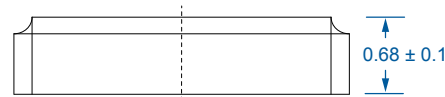
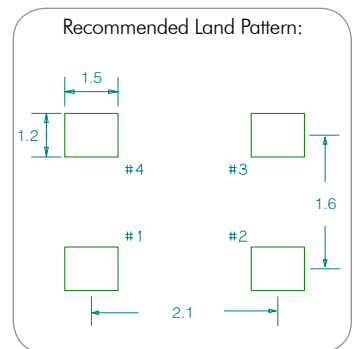
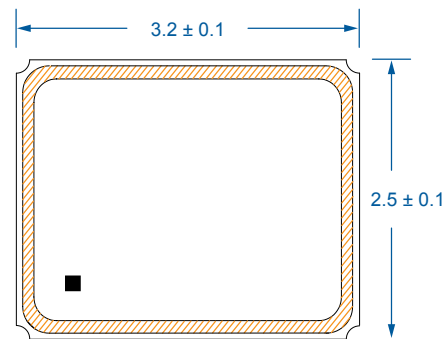
Product Features

- Rugged AT-cut crystal construction
- Miniature 3.2 x 2.5mm ceramic package
- Available on tape & reel; 8mm tape, 3000 units per reel
- Pb-free and RoHS/Green compliant

Typical Applications

- GSM, CDMA, GPRS
- PCMCIA Cards
- Portable / hand-held PCs
- Notebook PC
- HDD
- GPS
- Bluetooth
- Wireless LAN
- UWB
- ZigBee
- Digital Tuner

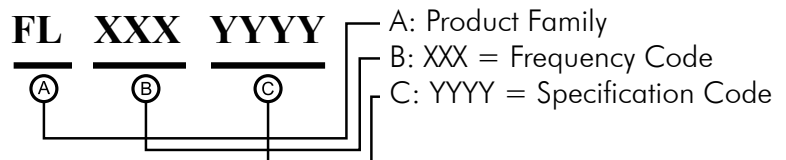
Package: (Scale: none; dimensions are in mm)



Pin Functions:

| Pin | Function |
|-----|----------|
| 1 | Xtal |
| 2 | Case |
| 3 | Xtal |
| 4 | Case |

Part Ordering Information:



Following the above format, Saronix-eCera part numbers will be assigned upon confirmation of exact customer requirements.

Miniature Quartz Crystal Ceramic SMD **FL**



A product Line of
Diodes Incorporated



FL Series Quartz Crystal
Legacy NKS3 Series | 3.2 x 2.5mm

Frequency Range:

- 8 MHz to 66.0000 MHz (Fundamental)

Characteristics at 25°C ±2°C:

- Frequency Calibration Tolerance: ±10ppm, ±20ppm, or ±30ppm
- Load Capacitance: 8 to 32pF or Series Resonance
- Effective Series Resistance (ESR):
 - 500Ω max (8 to 11.9 MHz)
 - 80Ω max (12 to 19.9 MHz)
 - 60Ω max (20 to 29.9 MHz)
 - 40Ω max (30 to 66 MHz)
- Drive Level: 10μW typ. (100μW max)
- Shunt Capacitance: 5pF Max

Temperature Range:

- Operating: -20 to +70°C or -40 to +85°C or -40 to +125°C
- Storage: -55 to +125°C

Temperature Stability:

- ±10ppm, ±20ppm, ±30ppm, or ±50ppm (-20 to +70°C)
- ±30ppm, or ±50ppm (-40 to +85°C)
- ±50ppm, or ±70ppm (-40 to 125°C)

Aging at 25°C, First Year:

- ±3ppm Max

Reflow Temperature:

- 260°C Max, 10 seconds Max

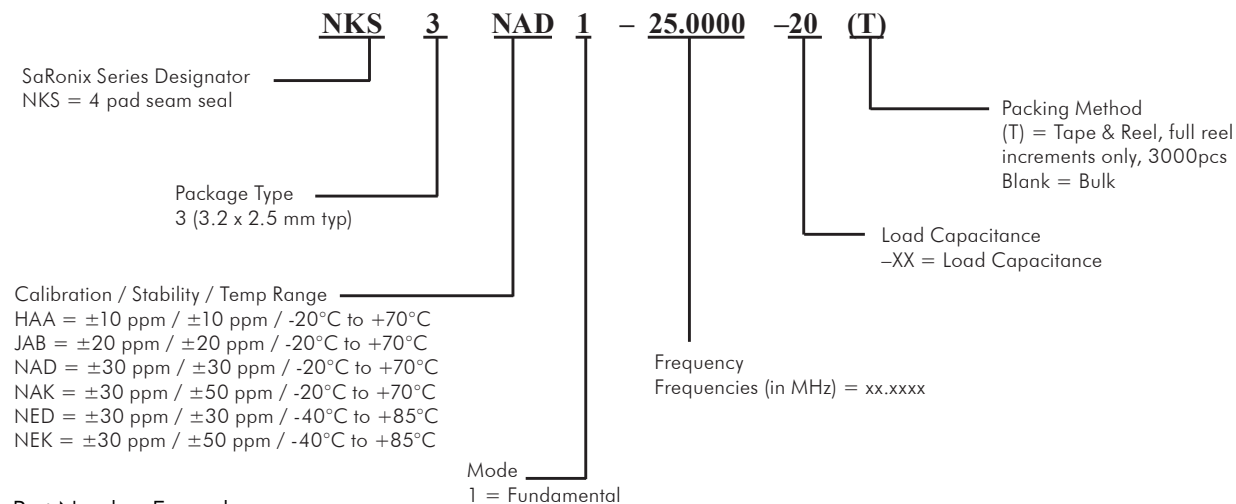
Mechanical

- Shock: JESD22-B104 Condition B
- Solderability: J-STD-002
- Terminal Strength: MIL-STD-883 Method 2004
- Vibration: JESD22-B103
- Solvent Resistance: JESD22-B107
- Resistance to Soldering Heat: J-STD-020C Table 5-2 Pb-free devices (3 cycles max)

Environmental

- Gross Test Leak: JESD22-A109, Condition C
- Fine Test Leak: JESD22-A109, Condition A1
- Moisture Resistance: JESD22-A113
- Insulation Resistance: 500 MΩ min (100 VDC)

Legacy Ordering Information - For Reference Only:



Part Number Example:

Spec: Freq 18.1234MHz, ±30ppm calib, ±30ppm stab, -20 to +70°C, 16pF, T&R = NKS3NAD1-18.1234-16(T)

X-ON Electronics

Largest Supplier of Electrical and Electronic Components

Click to view similar products for [Crystals](#) category:

Click to view products by [Diodes Incorporated](#) manufacturer:

Other Similar products are found below :

[CX3225GB25000M0PPSZ1](#) [718-13.2-1](#) [MC405 32.0000K-R3:PURE SN](#) [7A-40.000MAAE-T](#) [FL2000085](#) [99-BU](#) [9B-15.360MBBK-B](#) [9C-7.680MBBK-T](#) [H10S-12.000-18-EXT-TR](#) [ABC2-6.000MHZ-D4Z-T](#) [ABLS-20.000MHZ-D2-T](#) [ABS071-32.768KHZ-6-T](#) [R38-32.768-12.5-5PPM-NPB](#) [BTD1062E05A-513](#) [21U15A-21.4MHZ](#) [RTX-781DF1-S-20.950](#) [LFXTAL066198Cutt](#) [9C-14.31818MBBK-T](#) [A-11.000MHZ-27](#) [ABL-27.000MHZ-B4Y-T](#) [ABM11-132-24.000MHZ-T3](#) [ABM3B1-25.000MHZ-D2Y-T](#) [SPT2A-.032768B](#) [SPT2A.032768G](#) [SSPT7F-9PF20-R](#) [LFXTAL065253Cutt](#) [LFXTAL066431Cutt](#) [XT9S20ANA14M7456](#) [XT9SNLANA16M](#) [7A-24.576MBBK-T](#) [7B-30.000MBBK-T](#) [MMCC2R32.7680KHZ](#) [7A-14.31818MBBK-T](#) [6504-202-1501](#) [6526-202-1501](#) [ABLS-12.000MHZ-B2Y-T](#) [7A-10.000MBBK-T](#) [SG636PCE-20.000MC](#) [3404](#) [E1SAA18-25.000M TR](#) [CM315D32768EZFT](#) [C1E-24.000-7-2020-R](#) [C1E-19.200-12-1530-X-R](#) [C1E-16.000-12-1530-X-R](#) [ABM11-16.000MHZ-9-B1U-T](#) [FL5000014](#) [EUCA18-3.1872M](#) [FX0800015](#) [425F35E027M0000](#) [FP0800018](#)