


1.8V CMOS Low Jitter XO

FN



7.0 x 5.0mm Ceramic SMD

Product Features

- <1 ps RMS jitter with non-PLL design
- 1 to 166 MHz Frequency Range
- 1.8V LVCMOS compatible logic levels
- Pin-compatible with standard 7.0 x 5.0mm packages
- Designed for standard reflow and washing techniques
- Low power standby mode
- Pb-free and RoHS/Green compliant

Product Description

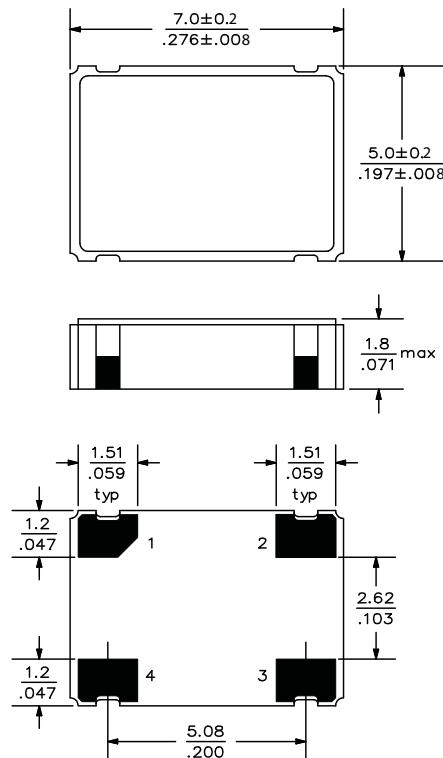
The FN Series includes a 1.8V crystal clock oscillator that achieves superb jitter and stability over a broad range of operating conditions and frequencies. The output clock signal, generated internally with a non-PLL oscillator design, is compatible with JESD8-7 logic levels. The device, available on tape and reel, is contained in a 7.0 x 5.0mm surface-mount ceramic package.

Applications

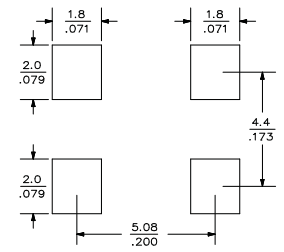
The FN Series is an ideal reference clock for applications requiring low jitter and low power, including:

- Portable Electronics
- Server & Storage platforms
- 802.11a/b/g WiFi

Package:



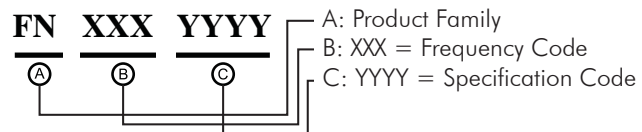
Recommended Land Pattern:



Pin Functions:

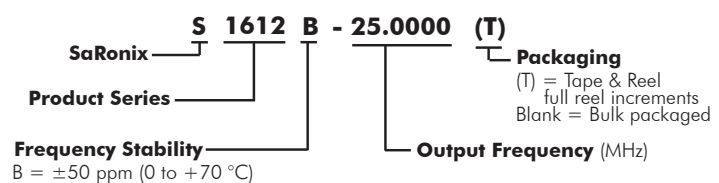
Pin	Function
1	OE Function
2	Ground
3	Clock Output
4	V _{DD}

Part Ordering Information:



Following the above format, Saronix-eCera part numbers will be assigned upon confirmation of exact customer requirements.

Legacy Ordering Information - For Reference Only:



Electrical Performance

Parameter		Min.	Typ.	Max.	Units	Notes
Output Frequency		1		166	MHz	As specified
Supply Voltage		+1.62	+1.8	+1.98	V	
Supply Current, Output Enabled				4	mA	1 to 36 MHz
				7		36 to 50 MHz
				10		50 to 70 MHz
				20		70 to 100 MHz
				40		>100 MHz
Supply Current, Standby Mode				10	μA	1 to <36 MHz, 100 to 166 MHz
				100	μA	36 to 70 MHz
Frequency Stability				±20 to ±50	ppm	See Note 1 below
Operating Temperature		-20		+70	°C	Commercial (standard)
		-40		+85		Industrial (standard)
Output Logic 0, V _{OL}				10% V _{DD}	V	
Output Logic 1, V _{OH}		90% V _{DD}			V	
Output Load				15	pF	
Duty Cycle		45		55	%	Measured 50% V _{DD}
Rise and Fall Time	up to 36 MHz			4	ns	Measured 20/80% of waveform
	36 to 166 MHz			2.5		
Jitter, Phase	1 to 166 MHz			1	ps RMS (1-σ)	10kHz to 20 MHz frequency band
Jitter, Accumulated	up to 80 MHz			5	ps RMS (1-σ)	20.000 adjacent periods
	80 to 166 MHz			3		
Jitter, Total	up to 80 MHz			50	ps pk-pk	100.000 random periods
	80 to 166 MHz			30		

Notes:

1. Stability includes all combinations of operating temperature, load changes, rated input (supply) voltage changes, initial calibration tolerance (25°C), aging (1 year at 25°C average effective ambient temperature), shock and vibration.
2. For specifications other than those listed, please contact sales.

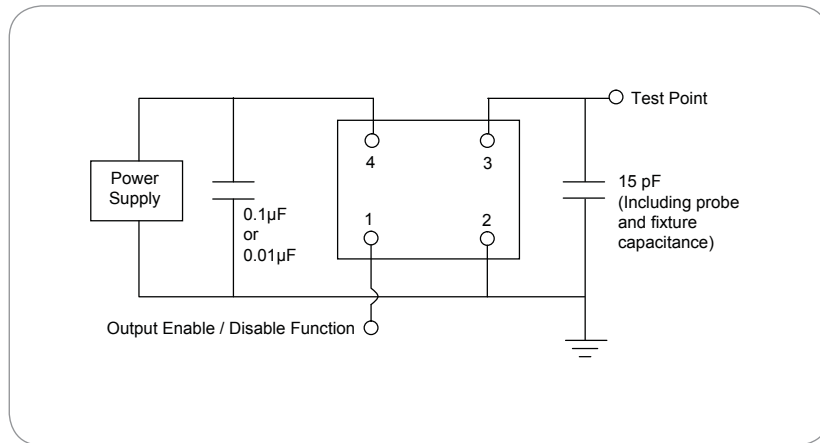
Output Enable / Disable Function

Parameter		Min.	Typ.	Max.	Units	Notes
Input Voltage (pin 1), Output Enable		0.7V _{DD}			V	or open
Input Voltage (pin 1), Output Disable (low power standby)				0.3V _{DD}	V	Output is Hi-Z
Internal Pullup Resistance		30			kΩ	
Output Disable Delay				200	ns	
Output Enable Delay				10	ms	

Absolute Maximum Ratings

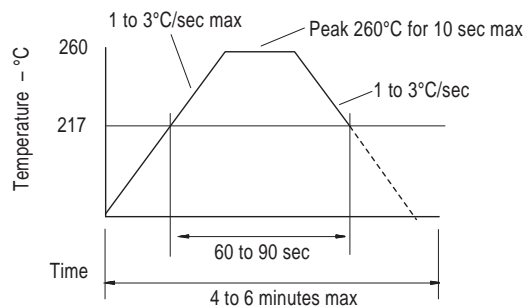
Parameter	Min.	Typ.	Max.	Units	Notes
Storage Temperature	-55		+125	°C	

Test Circuit



Reflow Soldering Profile

As per IPC/JEDEC J-STD-020C



Reliability Test Ratings

This product is rated to meet the following test conditions:

Type	Parameter	Test Condition
Mechanical	Shock	MIL-STD-883, Method 2002, Condition B
Mechanical	Solderability	JESD22-B102-D Method 2 (Preconditioning E)
Mechanical	Terminal strength	MIL-STD-883, Method 2004, Condition D
Mechanical	Gross leak	MIL-STD-883, Method 1014, Condition C
Mechanical	Fine leak	MIL-STD-883, Method 1014, Condition A2 ($R_1 = 2 \times 10^{-8}$ atm cc/s)
Mechanical	Solvent resistance	MIL-STD-202, Method 215
Environmental	Thermal shock	MIL-STD-883, Method 1011, Condition A
Environmental	Moisture resistance	MIL-STD-883, Method 1004
Environmental	Vibration	MIL-STD-883, Method 2007, Condition A
Environmental	Resistance to soldering heat	J-STD-020C Table 5-2 Pb-free devices (2 cycles max)

X-ON Electronics

Largest Supplier of Electrical and Electronic Components

Click to view similar products for [Standard Clock Oscillators](#) category:

Click to view products by [Diodes Incorporated](#) manufacturer:

Other Similar products are found below :

[601252](#) [F335-12](#) [F335-25](#) [F535L-33.333](#) [F535L-50](#) [ASV-20.000MHZ-LR-T](#) [ECS-2018-160-BN-TR](#) [EL13C7-H2F-125.00M](#) [MXO45HS-2C-66.6666MHZ](#) [SiT8209AI-32-33E-125.000000](#) [SM4420TEV-40.0M-T1K](#) [F335-24](#) [F335-40](#) [F535L-10](#) [F535L-16](#) [F535L-24](#) [F535L-27](#) [F535L-48](#) [PE7744DW-100.0M](#) [CSX-750FCC14745600T](#) [ASF1-3.686MHZ-N-K-S](#) [XO57CTECNA3M6864](#) [ECS-2100A-147.4](#) [601251](#) [EP16E7E2H26.000MTR](#) [SIT8918AA-11-33S-16.000000G](#) [XO3003](#) [9120AC-2D2-33E212.500000](#) [9102AI-243N25E100.00000](#) [8208AC-82-18E-25.00000](#) [ASDK2-32.768KHZ-LR-T3](#) [8008AI-72-XXE-24.545454E](#) [8004AC-13-33E-133.33000X](#) [AS-4.9152-16-SMD-TR](#) [ASFL1-48.000MHZ-LC-T](#) [SIT8920AM-31-33E-25.0000](#) [DSC1028DI2-019.2000](#) [9121AC-2C3-25E100.00000](#) [9102AI-233N33E100.00000X](#) [9102AI-233N25E200.00000](#) [9102AI-232H25S125.00000](#) [9102AI-133N25E200.00000](#) [9102AC-283N25E200.00000](#) [9001AC-33-33E1-30.000](#) [3921AI-2CF-33NZ125.000000](#) [5730-1SF](#) [PXA000010](#) [SIT1602BC-83-33E-10.000000Y](#) [8003AI-12-33S-40.00000Y](#) [1602BI-13-33S-19.200000E](#)