


2.5V/3.3V CMOS XO

NX701



7.0 x 5.0mm Ceramic SMD

Product Features

- Very low phase jitter - < 1ps RMS max.
- Wide frequency range - 5 ~ 250MHz
- Thicker crystal for improved reliability
- Low supply current - 60mA max.
- Industrial Temperature Range
- Pb-free & RoHS compliant
- Fast lead time

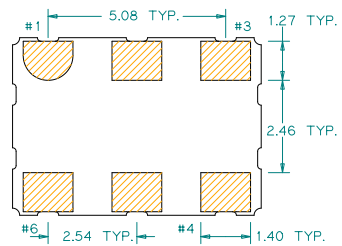
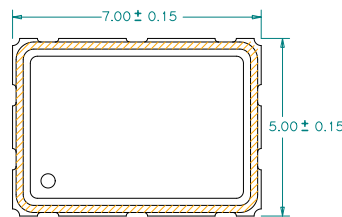
Product Description

The NX701 XO series is a high performance CMOS crystal oscillator family with very low jitter performance. It supports various options including wider frequency range, 2.5V/3.3V voltage, and various stabilities. It is designed to meet the clock source specifications for communication systems, and other high performance equipment.

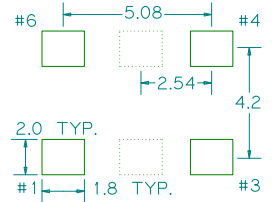
Applications

- Networking systems
- Servers and storage systems
- Profession video equipments
- Test and measurement
- FPGA/ASIC clock generation

Package: (Scale: none, Dimensions are in mm)



Recommended Land Pattern:



*Note: pads 2 and 5 are optional (shown as dotted lines). XO's are designed to fit on industry standard, 4 pad layouts.

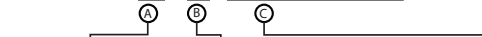
Pin Functions:

Pin	Function
1	OE Function
2	N/C
3	Ground
4	Output
5	N/C
6	V _{DD}

*Extended high frequency power decoupling is recommended (see test circuit for minimum recommendation). To ensure optimal performance, do not route RF traces beneath the package.

Part Ordering Information:

NX 701 V 1 FFFF.FFFFFFFF



Voltage:
1 = +3.3V
2 = +2.5V

Stability and Temp Range:

Stability	Temp Range
A = +/-20 ppm	-20/+70°C
B = +/-25 ppm	-20/+70°C
C = +/-50 ppm	-20/+70°C
D = +/-25 ppm	-40/+85°C
E = +/-50 ppm	-40/+85°C

Frequency:
FFFFFF.FFFFFFFF
MHz, "4 digits/decimal/6 digits" format

Electrical Performance

Parameter	Min.	Typ.	Max.	Units	Notes
Output Frequency	5		250	MHz	
Supply Voltage	3.135	3.3	3.465	V	See ordering options
	2.375	2.5	2.625		
Supply Current, Output Enabled			60	mA	
Supply Current, Output Disabled only			40	mA	
Frequency Stability			±50	ppm	See ordering options
Operating Temperature Range	-40		+85	°C	See ordering options
Output Logic 0, V _{OL}			0.4	V	
Output Logic 1, V _{OH}	V _{DD} -0.4			V	
Output Load			15	pF	
Duty Cycle	45		55	%	Measured 50% V _{DD}
Rise and Fall Time			3	ns	Measured 20/80% of waveform
Jitter, Accumulated, RMS (1-σ)			6	ps	20,000 adjacent periods
Jitter, Phase, RMS	< 40MHz	0.4	1	ps	12kHz to 5 MHz frequency band
	40 to 250MHz	0.4	1	ps	12kHz to 20 MHz frequency band
	125MHz, 156.25MHz	0.4	0.6	ps	12kHz to 20 MHz frequency band
Jitter, pk-pk			40	ps	100,000 random periods

Notes:

- Stability includes all combinations of operating temperature, load changes, rated input (supply) voltage changes, initial calibration tolerance (25°C), aging (1 year at 25°C average effective ambient temperature), shock and vibration.
- Phase jitter typical value is depending on output frequencies.
- For specifications other than those listed, please contact sales.

Output Enable / Disable Function

Parameter	Min.	Typ.	Max.	Units	Notes
Input Voltage (pin 1), Output Enable	0.7 V _{DD}			V	or open
Input Voltage (pin 1), Output Disable (low power standby)			0.3 V _{DD}	V	Output is Hi-Z
Output Disable Delay			100	ns	
Output Enable Delay			100	ns	
Start up Time			10	ms	

Absolute Maximum Ratings

Parameter	Min.	Typ.	Max.	Units	Notes
Storage Temperature	-55		+125	°C	

For the latest product information visit: <http://www.pericom.com/products/crystals-and-crystal-oscillators/hiflex-xo/?part=NX701>

For test circuit go to: http://www.pericom.com/pdf/sre/tc_6pcmos.pdf

For soldering reflow profile and reliability test ratings go to: <http://www.pericom.com/pdf/sre/reflow.pdf>

For tape and reel information go to: http://www.pericom.com/pdf/sre/tr_7050_xo.pdf

X-ON Electronics

Largest Supplier of Electrical and Electronic Components

Click to view similar products for [Standard Clock Oscillators](#) category:

Click to view products by [Diodes Incorporated](#) manufacturer:

Other Similar products are found below :

[601252](#) [F335-12](#) [F335-25](#) [F535L-33.333](#) [F535L-50](#) [ASV-20.000MHZ-LR-T](#) [ECS-2018-160-BN-TR](#) [EL13C7-H2F-125.00M](#) [MXO45HS-2C-66.6666MHZ](#) [SiT8209AI-32-33E-125.000000](#) [SM4420TEV-40.0M-T1K](#) [F335-24](#) [F335-40](#) [F535L-10](#) [F535L-12](#) [F535L-16](#) [F535L-24](#) [F535L-27](#) [F535L-48](#) [PE7744DW-100.0M](#) [CSX-750FCC14745600T](#) [ASF1-3.686MHZ-N-K-S](#) [XO57CTECNA3M6864](#) [ECS-2100A-147.4](#) [601251](#) [EP16E7E2H26.000MTR](#) [SIT8918AA-11-33S-16.000000G](#) [XO3003](#) [9120AC-2D2-33E212.500000](#) [9102AI-243N25E100.00000](#) [8208AC-82-18E-25.00000](#) [ASDK2-32.768KHZ-LR-T3](#) [8008AI-72-XXE-24.545454E](#) [8004AC-13-33E-133.33000X](#) [AS-4.9152-16-SMD-TR](#) [ASFL1-48.000MHZ-LC-T](#) [SIT8920AM-31-33E-25.0000](#) [DSC1028DI2-019.2000](#) [9121AC-2C3-25E100.00000](#) [9102AI-233N33E100.00000X](#) [9102AI-233N25E200.00000](#) [9102AI-232H25S125.00000](#) [9102AI-133N25E200.00000](#) [9102AC-283N25E200.00000](#) [9001AC-33-33E1-30.000](#) [3921AI-2CF-33NZ125.000000](#) [5730-1SF](#) [PXA000010](#) [SIT1602BC-83-33E-10.000000Y](#) [8003AI-12-33S-40.00000Y](#)