


2.5/3.3V CMOS XO

UX71/UX701



7.0 x 5.0mm Ceramic SMD

Product Features

- Ultra low phase jitter for 40G/100G systems
 - 0.1ps RMS max. (12kHz to 20MHz), Category 1
 - 0.2ps RMS max. (12kHz to 20MHz), Category 1
 - 0.3ps RMS max. (12kHz to 20MHz), Category 2
- Industrial Temperature Range
- Pb-free & RoHS compliant

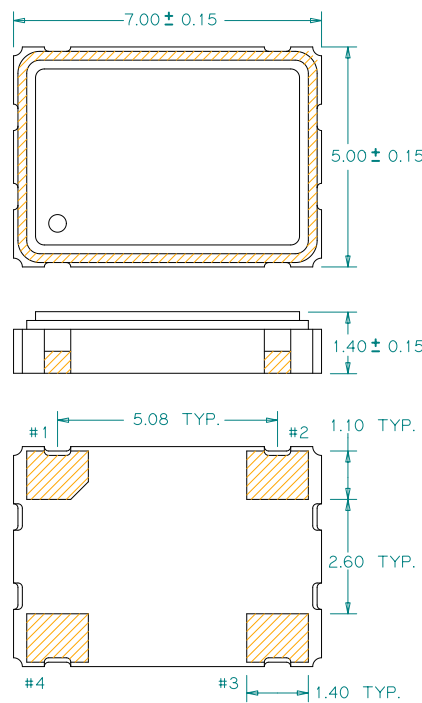
Product Description

The UX71/UX701 XO series is a high performance CMOS crystal oscillator family with ultra low jitter performance. It supports various options including wider frequency range, 2.5/3.3 voltage, various stabilities, and different package sizes. It is designed to meet the clock source specifications for communication systems with 40G or 100G interfaces, and other high performance equipment.

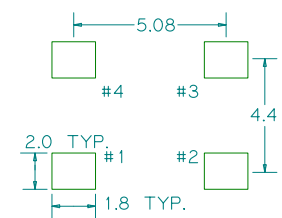
Applications

- Networking systems
- Servers and storage systems
- Profession video equipments
- Test and measurement
- FPGA/ASIC clock generation

Package: (Scale: none; dimensions are in mm)



Recommended Land Pattern:



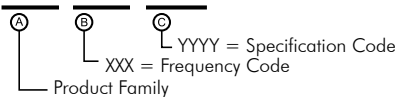
*Extended high frequency power decoupling is recommended (see test circuit for minimum recommendation). To ensure optimal performance, do not route RF traces beneath the package.

Pin Functions:

Pin	Function
1	OE
2	GND
3	Output
4	V _{DD}

Part Ordering Information Category 1:

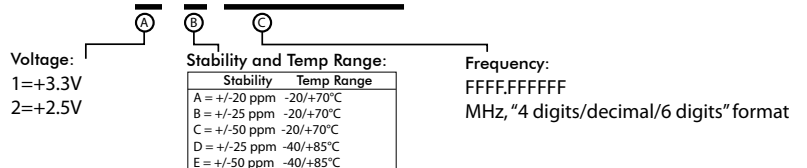
UX71 XXX YYY



*Not for all frequencies in the frequency range. Please contact sales for details.

Part Ordering Information Category 2:

UX 701 V I FFFF.FFFFFFF



Electrical Performance

Parameter		Min.	Typ.	Max.	Units	Notes
Output Frequency		40		156.25	MHz	
Supply Voltage		3.135	3.3	3.465	V	See ordering options
		2.375	2.5	2.625		
Supply Current, Output Enabled	Frequency 40~100MHz			25	mA	
	Frequency >100MHz			35		
Supply Current, Output Disabled				10	mA	
Frequency Stability				±50	ppm	See ordering options
Operating Temperature Range		-40		+85	°C	See ordering options
Output Logic 0, V _{OL}				10%V _{DD}	V	
Output Logic 1, V _{OH}		90%V _{DD}			V	
Output Load				15	pF	
Duty Cycle		45		55	%	Measured 50% V _{DD}
Rise and Fall Time				5	ns	Measured 20/80% of waveform
Jitter, Phase RMS (1-σ), Category 1				0.1	ps	12kHz to 20 MHz frequency band, See ordering information category 1
				0.2	ps	
Jitter, Phase RMS (1-σ), Category 2				0.3	ps	12kHz to 20 MHz frequency band, See ordering information category 2
Jitter, Accumulated RMS (1-σ)				7	ps	20,000 Consecutive Periods
Jitter, pk-pk				40	ps	100,000 random periods

Notes:

- Stability includes all combinations of operating temperature, load changes, rated input (supply) voltage changes, initial calibration tolerance (25°C), aging (1 year at 25°C average effective ambient temperature), shock and vibration.
- For specifications other than those listed, please contact sales.

Output Enable / Disable Function

Parameter	Min.	Typ.	Max.	Units	Notes
Input Voltage (pin 1), Output Enable	0.7 V _{DD}			V	or open
Input Voltage (pin 1), Output Disable (low power standby)			0.3 V _{DD}	V	Output is Hi-Z
Internal Pullup Resistance	30			kΩ	
Output Disable Delay			200	ns	
Output Enable Delay			2	ms	
Start up Time			3	ms	

Absolute Maximum Ratings

Parameter	Min.	Typ.	Max.	Units	Notes
Storage Temperature	-55		+125	°C	

For the latest product information visit: <http://www.pericom.com/products/crystals-and-crystal-oscillators/xo/?part=UX71%2FUX701>

For test circuit go to: http://www.pericom.com/pdf/sre/tc_cmos.pdf

For soldering reflow profile and reliability test ratings go to: <http://www.pericom.com/assets/sre/reflow.pdf>

For tape and reel information go to: http://www.pericom.com/assets/sre/tr_7050_xo.pdf

X-ON Electronics

Largest Supplier of Electrical and Electronic Components

Click to view similar products for [Standard Clock Oscillators](#) category:

Click to view products by [Diodes Incorporated](#) manufacturer:

Other Similar products are found below :

[601252](#) [F335-25](#) [F535L-33.333](#) [F535L-50](#) [NBXHBA019LN1TAG](#) [SiT1602BI-22-33E-50.000000E](#) [SIT8918AA-11-33S-50.000000G](#)
[SM4420TEV-40.0M-T1K](#) [F335-24](#) [F335-40](#) [F535L-10](#) [F535L-12](#) [F535L-24](#) [F535L-27](#) [PE7744DW-100.0M](#) [ASF1-3.686MHZ-N-K-S](#) [ASV-](#)
[4.000MHZ-LCS-T](#) [XLH735025.000JU4I8](#) [XLP725125.000JU6I8](#) [XO57CTECNA3M6864](#) [601251](#) [SiT8503AI-18-33E-0.200000X](#)
[SIT8918AA-11-33S-16.000000G](#) [SIT9122AI2C233E300.000000X](#) [9120AC-2D2-33E212.500000](#) [9102AI-243N25E100.00000](#) [8208AC-82-](#)
[18E-25.00000](#) [8008AI-72-XXE-24.545454E](#) [8004AC-13-33E-133.33000X](#) [AS-4.9152-16-SMD-TR](#) [ASFL1-48.000MHZ-LC-T](#)
[632L3I004M00000](#) [SIT8920AM-31-33E-25.0000](#) [DSC1028DI2-019.2000](#) [9121AC-2C3-25E100.00000](#) [9102AI-233N33E100.00000X](#)
[9102AI-233N25E200.00000](#) [9102AI-232H25S125.00000](#) [9102AI-133N25E200.00000](#) [9102AC-283N25E200.00000](#) [9001AC-33-33E1-30.000](#)
[8103AC-13-33E-12.00000X](#) [3921AI-2CF-33NZ125.000000](#) [5730-1SF](#) [XUN736000.032768I](#) [ASV-25.000MHZ-ECS-50-T](#) [EC3925ETTTS-](#)
[100.000M TR](#) [SIT1602BC-83-33E-10.000000Y](#) [8003AI-12-33S-40.00000Y](#) [1602BI-13-33S-19.200000E](#)