

3.3V CMOS 125.000MHz Ethernet VCXO

YNETHE125



7.0 x 5.0mm Ceramic SMD

ASSP VCXO™ for Ethernet



Product Features

- Very low Pk to Pk jitter - 40ps Max
- Low supply current - 20mA Max
- Low power standby mode
- RoHS Compliant

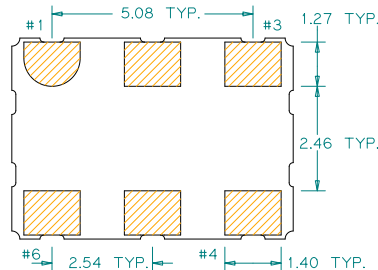
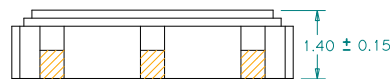
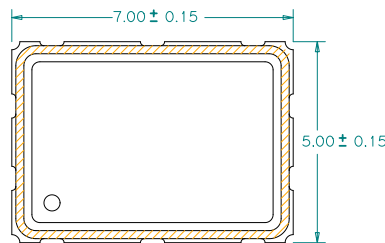
Product Description

This is an enhanced 3.3V, 25.000MHz with superb jitter and low operating current for providing clock references in Ethernet applications.

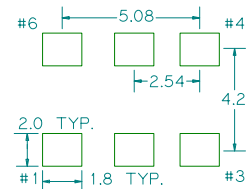
Applications

- Ethernet

Package: (Scale: none, Dimensions are in mm)



Recommended Land Pattern:



Pin Functions:

Pin	Function
1	Control Voltage
2	Enable/Disable
3	Ground
4	Output
5	N/C
6	V _{DD}

*Extended high frequency power decoupling is recommended (see test circuit for minimum recommendation). To ensure optimal performance, do not route RF traces beneath the package.

Part Ordering Information:
YNETHE125

Electrical Performance

Parameter	Min.	Typ.	Max.	Units	Notes
Output Frequency		125.000		MHz	
Supply Voltage V _{DD}	3.135	3.3	3.465	V	
Supply Current, Output Enabled			20	mA	
Frequency Stability			±50	ppm	See Note 1 below
Operating Temperature Range	-40		+85	°C	
Output Logic 0, V _{OL}			10% V _{DD}	V	
Output Logic 1, V _{OH}	90% V _{DD}			V	
Output Load			15	pF	
Duty Cycle	45		55	%	Measured 50% V _{DD}
Rise and Fall Time			5	ns	Measured 20/80% of waveform
Jitter, Phase RMS(1-σ)			1	ps	12kHz~20 MHz Frequency Band
Jitter, Peak to Peak (Pk-Pk)			40	ps	100.000 Random Periods

Notes:

- Stability includes all combinations of operating temperature, load changes, rated input (supply) voltage changes, initial calibration tolerance (25°C), aging (10 years at +40°C average effective ambient temperature), shock and vibration.
- For specifications other than those listed, please contact sales.

Voltage Control Function

Parameter	Min.	Typ.	Max.	Units	Notes
Absolute Pull Range (APR)	±50			ppm	See 1 below
Control Voltage Range	0.3		3.0	V	As rated
Center Control Voltage		1.65		V	For RMT Nominal Frequency
Monotonic Linearity			10	%	Positive Transfer Slope
Input Impedance	130			kΩ	Control Voltage Pin

Notes:

- APR is relative to the nominal output frequency; APR is inclusive of frequency deviation due to stability.

Output Enable / Disable Function

Parameter	Min.	Typ.	Max.	Units	Notes
Input Voltage (pin 2), Output Enable	3.0			V	or open
Input Voltage (pin 2), Output Disable (low power standby)			0.3	V	Output is Hi-Z

Absolute Maximum Ratings

Parameter	Min.	Typ.	Max.	Units	Notes
Storage Temperature	-55		+125	°C	

For the latest product information visit: <http://www.pericom.com/products/crystals-and-crystal-oscillators/assp-xo/?part=YNETHE125>

For test circuit go to: http://www.pericom.com/pdf/sre/tc_vc6cmos.pdf

For soldering reflow profile and reliability test ratings go to: <http://www.pericom.com/pdf/sre/reflow.pdf>

For tape and reel information go to: http://www.pericom.com/pdf/sre/tr_7050_xo.pdf

X-ON Electronics

Largest Supplier of Electrical and Electronic Components

Click to view similar products for [VCXO Oscillators](#) category:

Click to view products by [Diodes Incorporated](#) manufacturer:

Other Similar products are found below :

[3808AI-DF-33NG-80.0000](#) [SIT3808AI-CF-33EM-50.000000X](#) [603281](#) [YNETHE125](#) [SiT3701AC-43-33C-10.00000X](#) [315LB3I1250T](#)
[CVPD-922X-100.000](#) [CVSS-945-125.000](#) [ASVV-4.096 MHz-L50-N152-T](#) [CVHD-950-122.880](#) [CVHD-950-80.000](#) [CVHD950X-54.000](#)
[CVPD-920-100.000](#) [ASG-P-V-A-1.000GHZ](#) [ECXV-P37C2M-640.000](#) [CVHD-957-22.57920](#) [ECXV-P37C2N-155.520](#) [ECXV-P37C2N-](#)
[56.000](#) [ECXV-P37C2N-184.320](#) [ECXV-P37C2N-155.000](#) [ECXV-P35C2N-155.520](#) [LFVCXO067515Bulk](#) [ASG-D-V-A-1.000GHZ](#) [ASG-D-](#)
[V-A-491.520MHz](#) [CVHD-950-74.25](#) [CVPD-920-74.25](#) [ABLNO-V-92.160MHZ](#) [ABLNO-V-120.000MHZ](#) [ABLNO-V-80.000MHZ](#) [ABLJO-](#)
[V-100.000MHZ](#) [ABLJO-V-122.880MHZ](#) [ABLJO-V-150.000MHZ](#) [ABLJO-V-155.520MHZ](#) [ABLJO-V-160.000MHZ](#) [ABLJO-V-200.000MHZ](#)
[ABLJO-V-200.000MHZ-T](#) [ABLJO-V-80.000MHZ](#) [ABLJO-V-96.000MHZ](#) [ABLNO-V-100.000MHZ](#) [ABLNO-V-100.000MHZ-T2](#) [ABLNO-V-](#)
[122.880MHZ](#) [ABLNO-V-125.000MHZ](#) [ABLNO-V-156.250MHZ](#) [ABLNO-V-96.000MHZ](#) [ABLNO-V-96.000MHZ-T2](#) [ABLNO-V-](#)
[125.000MHZ-T2](#) [ASG2-D-V-A-1000.000MHZ](#) [ASG2-D-V-B-644.53125MHz](#) [ASG2-P-V-A-120.000MHZ](#) [ASG2-P-V-A-644.53125MHz](#)