

ZXM61P03F

30V P-CHANNEL ENHANCEMENT MODE MOSFET

SUMMARY

$V_{(BR)DSS} = -30V$; $R_{DS(ON)} = 0.35\Omega$; $I_D = -1.1A$

DESCRIPTION

This new generation of high density MOSFETs from Zetex utilizes a unique structure that combines the benefits of low on-resistance with fast switching speed. This makes them ideal for high efficiency, low voltage, power management applications.

FEATURES

- Low on-resistance
- Fast switching speed
- Low threshold
- Low gate drive
- SOT23 package

APPLICATIONS

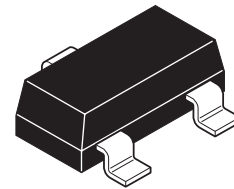
- DC - DC converters
- Power management functions
- Disconnect switches
- Motor control

ORDERING INFORMATION

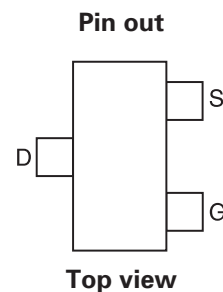
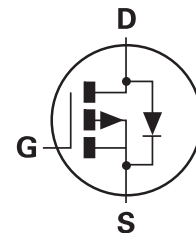
DEVICE	REEL SIZE (inches)	TAPE WIDTH (mm)	QUANTITY PER REEL
ZXM61P03FTA	7	8 embossed	3,000
ZXM61P03FTC	13	8 embossed	10,000

DEVICE MARKING

P03



SOT23



ZXM61P03F

ABSOLUTE MAXIMUM RATINGS

PARAMETER	SYMBOL	LIMIT	UNIT
Drain-Source Voltage	V_{DSS}	-30	V
Gate- Source Voltage	V_{GS}	± 20	V
Continuous Drain Current ($V_{GS}=-10V$; $T_A=25^{\circ}C$)(b) ($V_{GS}=-10V$; $T_A=70^{\circ}C$)(b)	I_D	-1.1 -0.9	A
Pulsed Drain Current (c)	I_{DM}	-4.3	A
Continuous Source Current (Body Diode)(b)	I_S	-0.88	A
Pulsed Source Current (Body Diode)(c)	I_{SM}	-4.3	A
Power Dissipation at $T_A=25^{\circ}C$ (a) Linear Derating Factor	P_D	625 5	mW mW/ $^{\circ}C$
Power Dissipation at $T_A=25^{\circ}C$ (b) Linear Derating Factor	P_D	806 6.4	mW mW/ $^{\circ}C$
Operating and Storage Temperature Range	$T_J; T_{stg}$	-55 to +150	$^{\circ}C$

THERMAL RESISTANCE

PARAMETER	SYMBOL	VALUE	UNIT
Junction to Ambient (a)	$R_{\theta JA}$	200	$^{\circ}C/W$
Junction to Ambient (b)	$R_{\theta JA}$	155	$^{\circ}C/W$

NOTES:

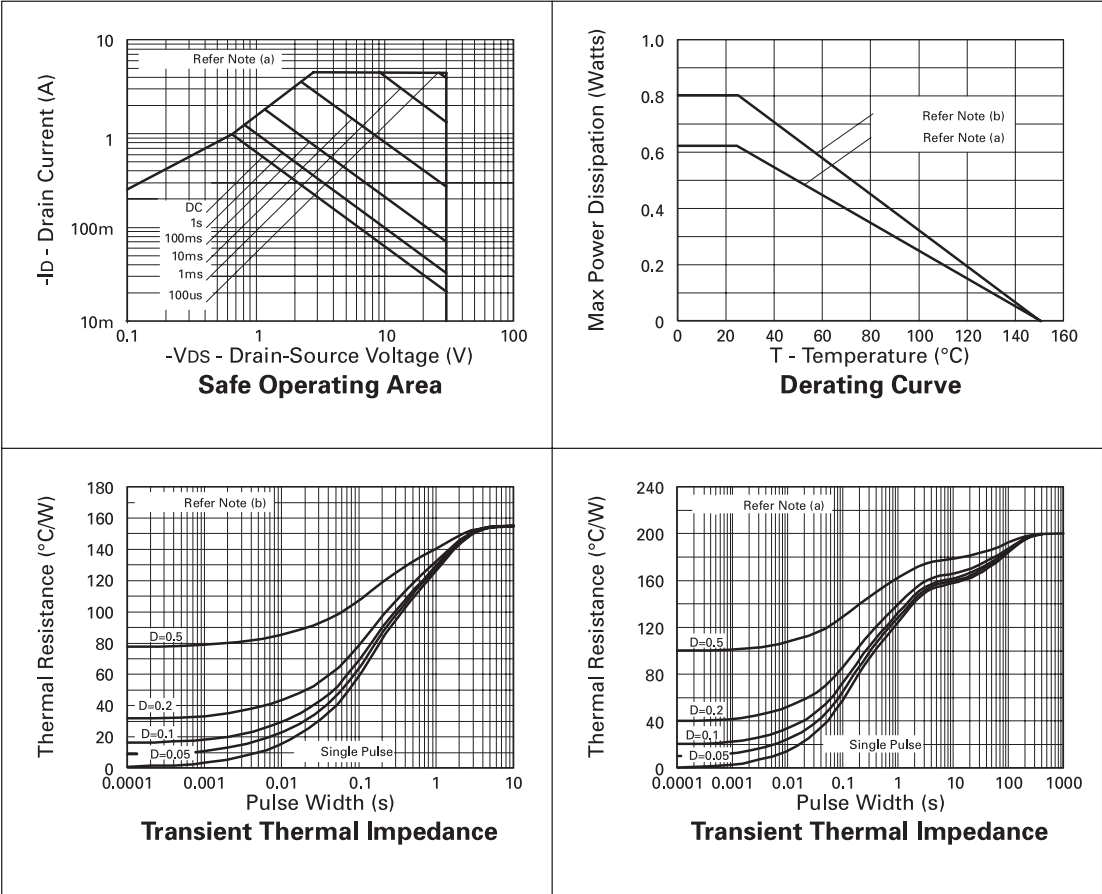
(a) For a device surface mounted on 25mm x 25mm FR4 PCB with high coverage of single sided 1oz copper, in still air conditions

(b) For a device surface mounted on FR4 PCB measured at $t \leq 5$ secs.

(c) Repetitive rating - pulse width limited by maximum junction temperature. Refer to Transient Thermal Impedance graph.

ZXM61P03F

CHARACTERISTICS



ZXM61P03F

ELECTRICAL CHARACTERISTICS (at $T_{amb} = 25^{\circ}\text{C}$ unless otherwise stated).

PARAMETER	SYMBOL	MIN.	TYP.	MAX.	UNIT	CONDITIONS.
STATIC						
Drain-Source Breakdown Voltage	V _{(BR)DSS}	-30			V	I _D =-250μA, V _{GS} =0V
Zero Gate Voltage Drain Current	I _{DSS}			-1	μA	V _{DS} =-30V, V _{GS} =0V
Gate-Body Leakage	I _{GSS}			± 100	nA	V _{GS} =± 20V, V _{DS} =0V
Gate-Source Threshold Voltage	V _{GS(th)}	-1.0			V	I _D =-250μA, V _{DS} = V _{GS}
Static Drain-Source On-State Resistance (1)	R _{DS(on)}			0.35 0.55	Ω Ω	V _{GS} =-10V, I _D =-0.6A V _{GS} =-4.5V, I _D =-0.3A
Forward Transconductance (3)	g _{fs}	0.44			S	V _{DS} =-10V,I _D =-0.3A
DYNAMIC (3)						
Input Capacitance	C _{iss}		140		pF	V _{DS} =-25 V, V _{GS} =0V, f=1MHz
Output Capacitance	C _{oss}		45		pF	
Reverse Transfer Capacitance	C _{rss}		20		pF	
SWITCHING(2) (3)						
Turn-On Delay Time	t _{d(on)}		1.9		ns	V _{DD} =-15V, I _D =-0.6A R _G =6.2Ω, R _D =25Ω (Refer to test circuit)
Rise Time	t _r		2.9		ns	
Turn-Off Delay Time	t _{d(off)}		8.9		ns	
Fall Time	t _f		5.0		ns	
Total Gate Charge	Q _g			4.8	nC	V _{DS} =-24V,V _{GS} =-10V, I _D =-0.6A (Refer to test circuit)
Gate-Source Charge	Q _{gs}			0.62	nC	
Gate Drain Charge	Q _{gd}			1.3	nC	
SOURCE-DRAIN DIODE						
Diode Forward Voltage (1)	V _{SD}			-0.95	V	T _j =25°C, I _S =-0.6A, V _{GS} =0V
Reverse Recovery Time (3)	t _{rr}		14.8		ns	T _j =25°C, I _F =-0.6A, di/dt= 100A/μs
Reverse Recovery Charge(3)	Q _{rr}		7.7		nC	

NOTES:

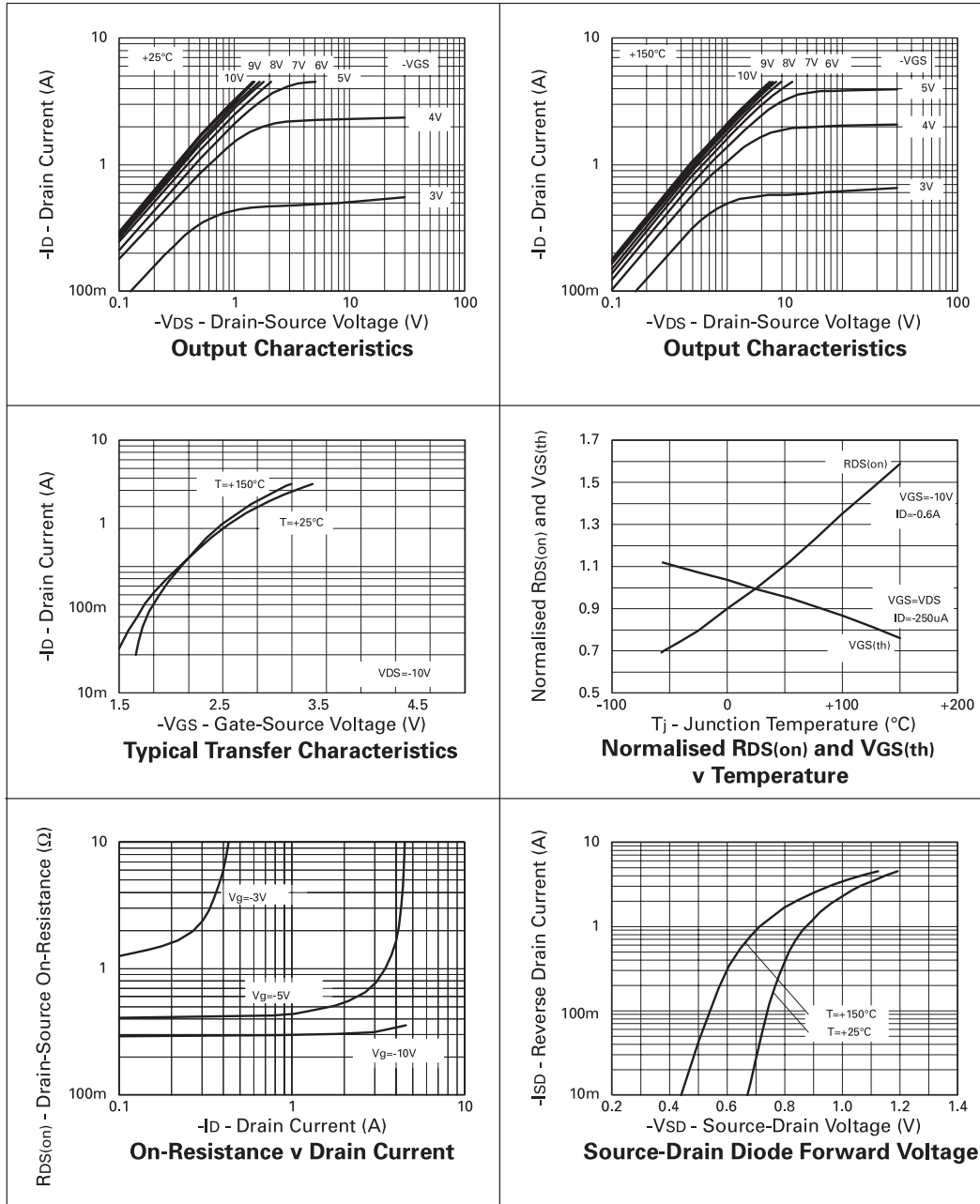
(1) Measured under pulsed conditions. Width=300 μs . Duty cycle $\leq 2\%$.

(2) Switching characteristics are independent of operating junction temperature.

(3) For design aid only, not subject to production testing.

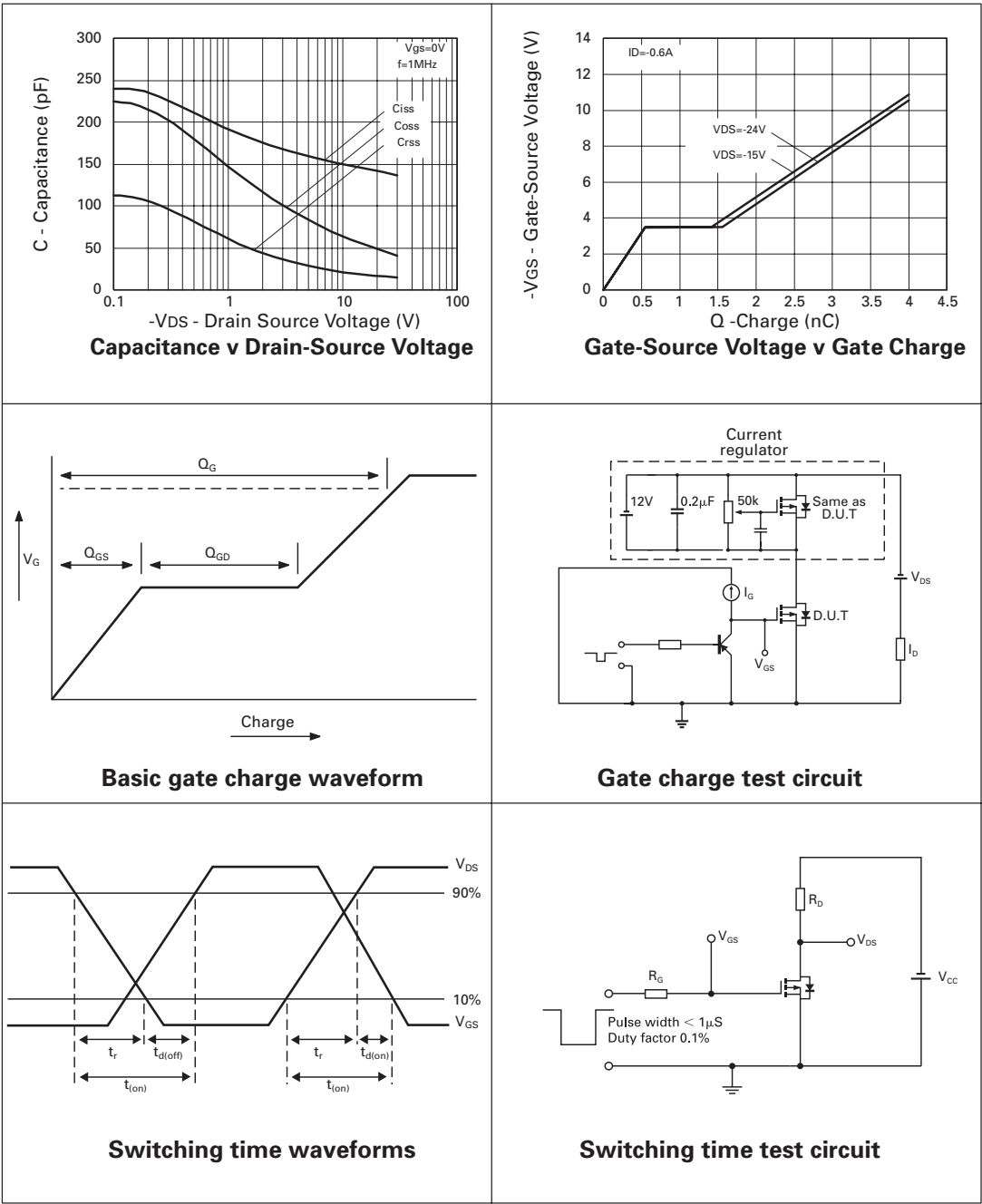
ZXM61P03F

TYPICAL CHARACTERISTICS



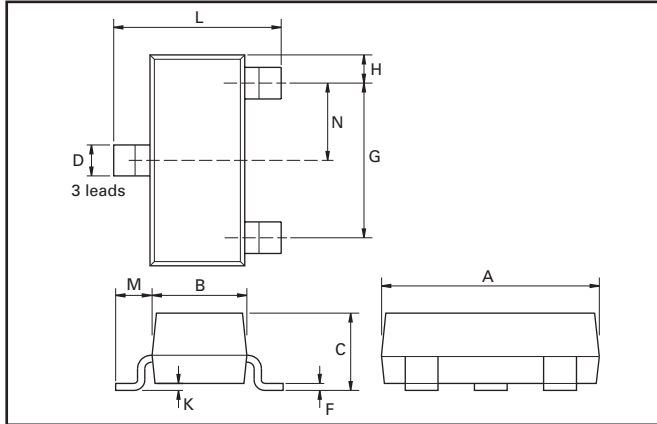
ZXM61P03F

TYPICAL CHARACTERISTICS

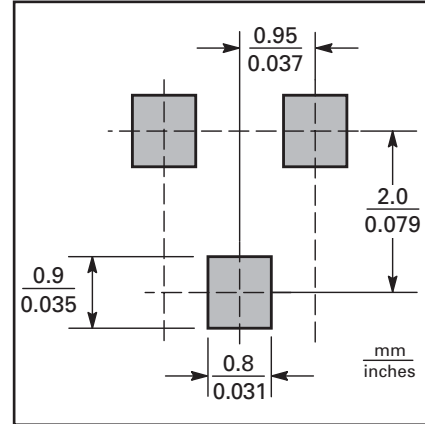


ZXM61P03F

PACKAGE DETAILS



PAD LAYOUT DETAILS



PACKAGE DIMENSIONS

DIM	Millimeters		Inches		DIM	Millimeters		Inches	
	Min	Max	Min	Max		Min	Max	Max	Max
A	2.67	3.05	0.105	0.120	H	0.33	0.51	0.013	0.020
B	1.20	1.40	0.047	0.055	K	0.01	0.10	0.0004	0.004
C	—	1.10	—	0.043	L	2.10	2.50	0.083	0.0985
D	0.37	0.53	0.015	0.021	M	0.45	0.64	0.018	0.025
F	0.085	0.15	0.0034	0.0059	N	0.95 NOM		0.0375 NOM	
G	1.90 NOM		0.075 NOM		—	—		—	

© Zetex Semiconductors plc 2005

Europe	Americas	Asia Pacific	Corporate Headquarters
Zetex GmbH Streitfeldstraße 19 D-81673 München Germany	Zetex Inc 700 Veterans Memorial Hwy Hauppauge, NY 11788 USA	Zetex (Asia) Ltd 3701-04 Metroplaza Tower 1 Hing Fong Road, Kwai Fong Hong Kong	Zetex Semiconductors plc Zetex Technology Park Chadderton, Oldham, OL9 9LL United Kingdom
Telefon: (49) 89 45 49 49 0 Fax: (49) 89 45 49 49 49 europa.sales@zetex.com	Telephone: (1) 631 360 2222 Fax: (1) 631 360 8222 usa.sales@zetex.com	Telephone: (852) 26100 611 Fax: (852) 24250 494 asia.sales@zetex.com	Telephone (44) 161 622 4444 Fax: (44) 161 622 4446 hq@zetex.com

These offices are supported by agents and distributors in major countries world-wide.

This publication is issued to provide outline information only which (unless agreed by the Company in writing) may not be used, applied or reproduced for any purpose or form part of any order or contract or be regarded as a representation relating to the products or services concerned. The Company reserves the right to alter without notice the specification, design, price or conditions of supply of any product or service.

For the latest product information, log on to www.zetex.com

ISSUE 1 - OCTOBER 2005

X-ON Electronics

Largest Supplier of Electrical and Electronic Components

Click to view similar products for [MOSFET](#) category:

Click to view products by [Diodes Incorporated](#) manufacturer:

Other Similar products are found below :

[MCH3443-TL-E](#) [MCH6422-TL-E](#) [NTNS3A92PZT5G](#) [IRFD120](#) [JANTX2N5237](#) [2N7000](#) [2SK2464-TL-E](#) [2SJ277-DL-E](#) [2SK2267\(Q\)](#)
[405094E](#) [423220D](#) [MCH6646-TL-E](#) [TK100A10N1,S4X\(S](#) [MIC4420CM-TR](#) [VN1206L](#) [614234A](#) [715780A](#) [751625C](#) [IRS2092STRPBF-EL](#)
[IPP60R600P6XKSA1](#) [IPS70R2K0CEAKMA1](#) [RJK60S5DPK-M0#T0](#) [SQD23N06-31L-GE3](#) [BSC884N03MS G](#) [BSF024N03LT3 G](#)
[TK31J60W,S1VQ\(O](#) [TK16J60W,S1VQ\(O](#) [2SK2614\(TE16L1,Q\)](#) [DMN1017UCP3-7](#) [EFC2J004NUZTDG](#) [P85W28HP2F-7071](#) [NTE2384](#)
[DMC2700UDMQ-7](#) [DMN2080UCB4-7](#) [DMN61D9UWQ-13](#) [US6M2GTR](#) [DMN31D5UDJ-7](#) [DMP22D4UFO-7B](#) [IPS60R3K4CEAKMA1](#)
[DMN1006UCA6-7](#) [DMN16M9UCA6-7](#) [STF5N65M6](#) [IRF40H233XTMA1](#) [IPSA70R950CEAKMA1](#) [IPSA70R2K0CEAKMA1](#) [STU5N65M6](#)
[DMN6022SSD-13](#) [DMN13M9UCA6-7](#) [DMTH10H4M6SPS-13](#) [IPS60R360PFD7SAKMA1](#)