

**Display Elektronik GmbH**

# DATA SHEET

**LCD STANDARD PANEL**

## **DE 158 - SERIES**

*Product specification*

*Version : 1*

**03.02.2012**

# GENERAL SPECIFICATION

---

MODULE NO. :

## DE 158 - SERIES

CUSTOMER P/N

VERSION NO.	CHANGE DESCRIPTION	DATE
0	ORIGINAL VERSION	06.12.2001
1	ADD VERSION	03.02.2012

PREPARED BY: MHO

DATE: 03.02.2012

APPROVED BY: MH

DATE: 03.02.2012

**CONTENTS**

1. GENERAL FEATURES----- 2

2. ORDERING INFORMATION-----2

3. MODEL TYPES----- 2

4. MECHANICAL SPECIFICATIONS-----3

5. PIN ASSIGNMENT----- 3

6. ELECTRICAL AND PHYSICAL PROPERTIES-----4

7. APPLICATION NOTE-----4

8. SEGMENT DEFINITION-----4

9. CONNECTING LCDs----- 5

10. SOLDER CONDITIONS FOR LCD WITH FIXED PINS----- 5

11. CLEANING OF LCDs-----5

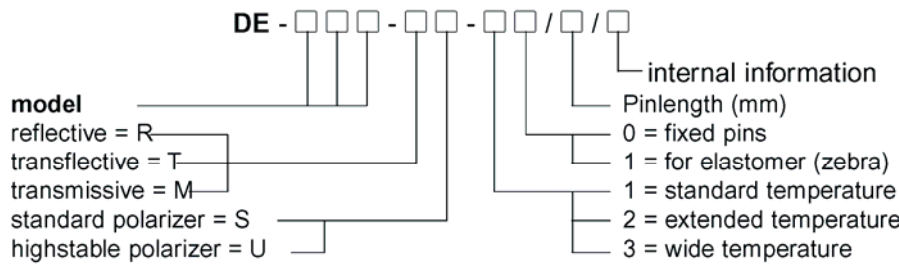
12. HANDLING PRECAUTIONS----- 5

**1. GENERAL FEATURES**

Display Elektronik GmbH is specialized in LCD-products.

- There is a wide range of standard lcd-panels. Most of them are available from stock.
- Most of our standard panels operate within the extended temperature range (-20°C to +70°C).
- For the static types the Vlcd is ready for 3 Volt, like shown in the following table. For most of our multiplexed standard panels we offer a 3Volt and a 5Volt model.
- Most panels are available in reflective and transfective version.
- In general we offer a standard pinlength from stock. Pls ask us in case you want a different pinlength. For the LCD-panels without pins we also offer elastomeric connectors (zebras).
- For outdoor applications we offer suitable LCD-displays with extreme wide temperature range and UV-stability etc...

**2. ORDERING INFORMATION**



**Example:**

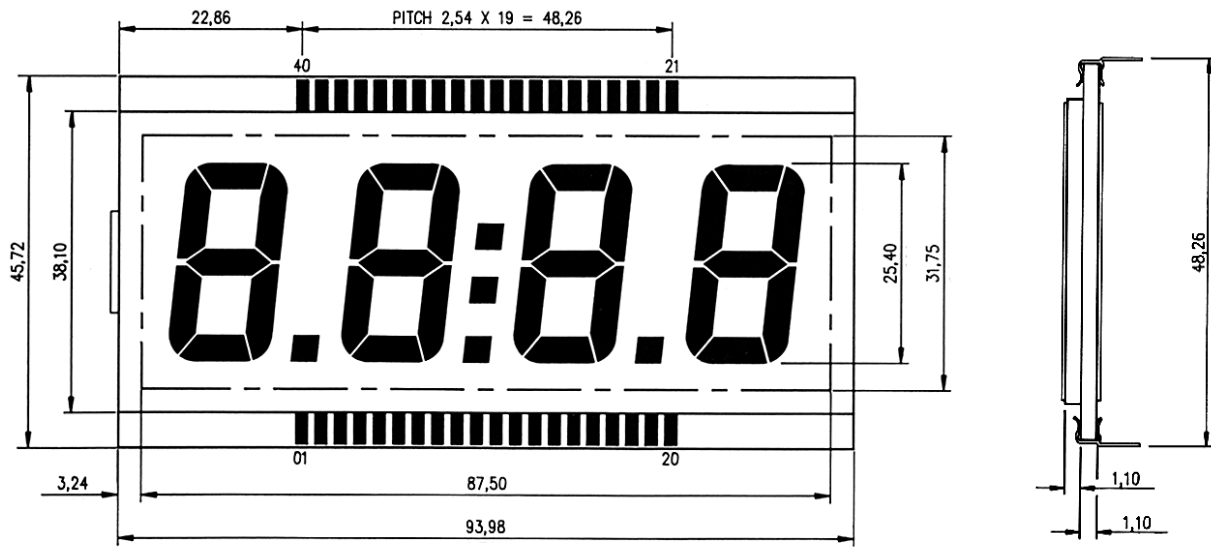
DE-113-RS-10/7,5  
 LCD 3½ digits  
 Digit height 12.7 mm  
 Reflective  
 Standard polarizer  
 Standard temperature  
 Fixed pins  
 Pinlength 7.5 mm

**3. MODEL TYPES**

Our actual model types are:

MODEL NAME	POLARIZER MODE	POLARIZER TYPE	OPERATING TEMPERATURE	PIN LENGTH	VIEWING DIRECTION	OPERATING VOLTAGE	VOLTAGE MODE
DE 158-RS-20/8,4	reflective	standard	-20°C ... +70°C	8,4	6° clock	3-5 Volt	static
DE 158-RU-30/8,4	reflective	high stabile	-35°C ... +85°C	8,4	6° clock	3-5 Volt	static
DE 158-TU-30/8,4	transfective	high stabile	-35°C ... +85°C	8,4	6° clock	3-5 Volt	static

**4. MECHANICAL SPECIFICATIONS**



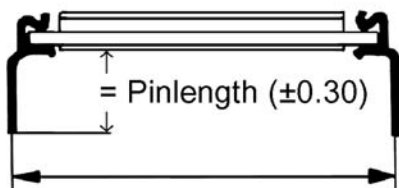
**5. PIN ASSIGNMENT**

SEG.	4A	4F	4G	3B	3A	3F	3G	COL	2B	2A	2F	2G	NC	1B	1A	1F	1G	NC	NC	BP
PIN#	21	22	23	24	25	26	27	28	29	30	31	32	33	34	35	36	37	38	39	40
SEG.	BP	NC	NC	NC	1E	1D	1C	DP1	2E	2D	2C	DP2	3E	3D	3C	DP3	4E	4D	4C	4B
PIN#	1	2	3	4	5	6	7	8	9	10	11	12	13	14	15	16	17	18	19	20

**6. ELECTRICAL AND PHYSICAL PROPERTIES**

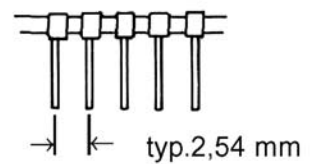
At an ambient temperature of 25°C	Standard temperature			Extended temperature			Wide temperature			Unit
	min.	typ.	max.	min.	typ.	max.	min.	typ.	max.	
Operating voltage		3			3			5		V
Driving frequency	30	32	100	30	32	100	30	32	100	Hz
Current consumption		1,0	2,0		1,0	2,0		1,0	2,0	µA/cm <sup>2</sup>
DC-voltage allowance			50			50			50	mV
Response time (t <sub>on</sub> + t <sub>off</sub> )		440			440				450	ms
Operating temperature	-10		60	-20		70	-40		90	°C
Storage temperature	-20		65	-40		90	-40		90	°C
Lifetime	100 000									h

**7. APPLICATION NOTE**



DIL-Pins

Pinlength = Distance between rear side of LCD to end of pin

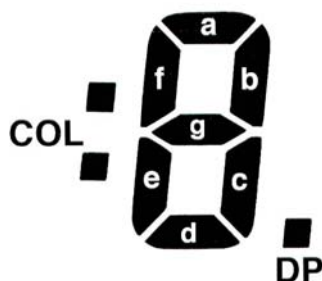


Distance of pinrow to pinrow = glass-size + 2.54 mm

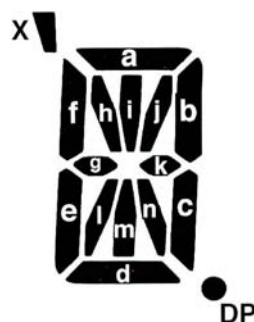
Ø hole in PCB typ. 1,0 mm

**8. SEGMENT DEFINITION**

**7 SEGMENT**

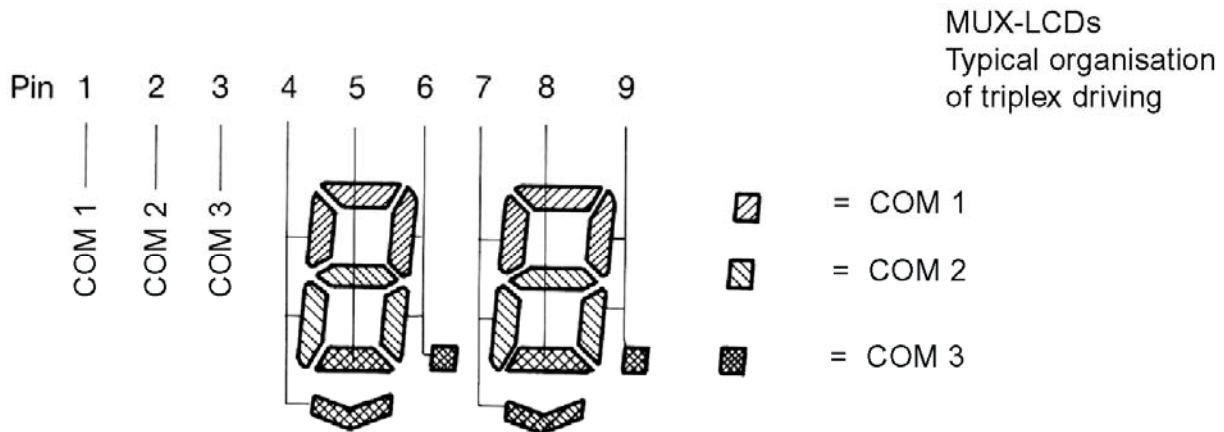


**14 SEGMENT**



**16 SEGMENT**





Digits to be counted from left to right.

**9. CONNECTING LCDs**

- Fixed pins have a typical pitch of 2,54mm. (Pls refer to mechanical specification).
- LCD for elastomeric connectors (zebras) may have thighter pitches. Please regard tolerances and pitch of elastomer connector.

**10. SOLDER CONDITIONS FOR LCD WITH FIXED PINS**

	min.	typ.	max.
Solder temperature	t.b.d.	~ 235°C	260°C
Solder duration	t.b.d.	2 seconds	5 seconds
Distance to glass substrate	4mm	6mm	t.b.d.

t.b.d. – to be discussed !

**11. CLEANING OF LCDs**

- LCDs have a protective foil on top of the front glass. This foil should be removed at the latest possible stage.
- If there is a need of cleaning, you may use freon or alcohol with a soft fabric, as front polarizers are sensitive to physical damage.
- Pls also note this protective foil on the rear side, in case you use transfective model-types.
- Do not use ultrasonic for cleaning of PCB once LCD is soldered.

**12. HANDLING PRECAUTIONS**

- As polarizers of LCD (front and rear-side) are sensitive, they must be handled with care.
- DC Voltage or drive voltage higher than specified voltage will decrease the lifetime of the liquid crystal

display panel.

- If any fluid leaks out of a damaged glass cell, wash off any human part that comes into contact with soap and water. Never swallow the fluid. The toxicity is low, but caution should be exercised at all times.
- LCD is made up of glass, organic sealant, organic fluid and polymer based polarizers. The following precautions should be taken when handling:

Keep the temperature within range for use and storage. Excessive temperature and humidity could cause polarization degradation, polarizer peel-off or bubble generation. When storage for a long period over 40°C is required, the relative humidity should be kept below 60%.



## X-ON Electronics

Largest Supplier of Electrical and Electronic Components

*Click to view similar products for [LCD Numeric Display Modules](#) category:*

*Click to view products by [Display Elektronik](#) manufacturer:*

Other Similar products are found below :

[LCD-H401C52TR](#) [LCD-S401C71TF-1](#) [LCD-S401M14TF](#) [LCD-S301C31TR-3](#) [LCD-S401M16TF](#) [VIM-878-DP-RHW](#) [LCD-H401M16KR](#)  
[VI-451-2-RC-S](#) [DE 158-RS-20/6,35](#) [VI-302-DP-FC-S](#) [VI-322-DP-FC-S](#) [VI-422-DP-RC-S](#) [VI-509-DP-FC-S](#) [VI-607-DP-RC-S](#) [VI-611-DP-](#)  
[FH-W](#) [LCD-S401M16KR](#) [DE 112-TS-20/7,5/M](#) [DE 113-RS-20/12,2/M](#) [DE 113-RS-20/8,4/V](#) [DE 117-RS-20/7,5/V](#) [DE 119-RS-20/7,5/M](#)  
[DE 119-TU-30/12,2/V](#) [DE 119-TU-30/8,4/V](#) [DE 122-RS-20/6,35/V](#) [DE 123-TU-30/7,5/M](#) [DE 127-RS-20/6,35/M](#) [DE 129-RS-20/12,2/V](#) [DE](#)  
[130-RS-20/7,5/V](#) [DE 130-TS-20/7,5/M](#) [DE 156-RU-30/7,5/V](#) [DE 156-TU-30/7,5/V](#) [DE 159-RS-20/7,5/V](#) [DE 325-RS-20/8,4/V \(3 VOLT\)](#) [VI-](#)  
[602-DP-RC-S](#) [VI-502-DP-RC-S](#) [VI-422-DP-FC-S](#) [VI-402-DP-FH-W](#) [VI-322-DP-RC-S](#) [VI-302-DP-RC-S](#) [VI-201-DP-RC-S](#) [VI-201-DP-FC-S](#)  
[DE 126-RS-20/7,5/M](#) [DE 337-RU-30/7,5/V](#) [DE 112-RS-20/6,35/V](#) [DE 113-RS-20/6,35/M](#) [DE 113-TS-20/7,5/M](#) [DE 114-RS-20/6,35/M](#) [DE](#)  
[114-RS-20/7,5/V](#) [DE 117-TS-20/7,5/V](#) [DE 118-RS-20/6,35/M](#)