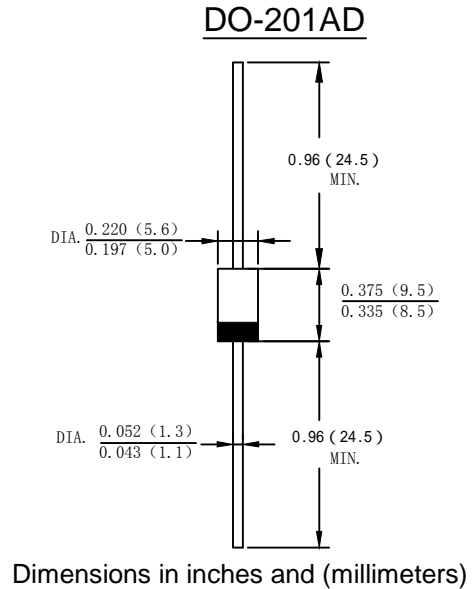


### Features

- Low forward voltage drop
- High current capability
- High reliability
- High surge current capability
- Plastic material-UL flammability 94V-0

### Mechanical Data

- Case: Molded plastic DO-201AD
- Terminals: Plated leads solderable per MIL-STD-202, Method 208 guaranteed
- Polarity: Color band dented cathode end
- Mounting Position: Any
- Making: Type Number
- Lead Free: For RoHS/Lead Free Version



### Maximum Ratings and Electrical Characteristics

Rating at 25°C ambient temperature unless otherwise specified  
 Single phase, half wave, 60Hz, resistive or inductive load  
 For capacitive load derate current by 20%

Type Number	SYMBOL	1N 5400GU	1N 5401GU	1N 5402GU	1N 5404GU	1N 5406GU	1N 5407GU	1N 5408GU	Unit
Maximum Recurrent Peak Reverse Voltage	$V_{RRM}$	50	100	200	400	600	800	1000	V
Maximum RMS Voltage	$V_{RMS}$	35	70	140	280	420	560	700	V
Maximum DC Blocking Voltage	$V_{DC}$	50	100	200	400	600	800	1000	V
Maximum Average Forward Rectified Current. 375" (9.5mm) lead length @ $T_L=100^\circ\text{C}$	$I_F(AV)$	3.0							A
Peak Forward Surge Current 8.3ms Single half sine-wave superimposed on rated load (JEDEC Method)	$I_{FSM}$	150							A
$I^2t$ Rating for Fusing ( $t < 8.3\text{ms}$ )	$I^2t$	93.375							$\text{A}^2\text{s}$
Forward Voltage @ $I_F=3.0\text{A}$	$V_{FM}$	1.0							V
Peak Reverse Current @ $T_A=25^\circ\text{C}$	$I_R$	5.0							uA
At Rated DC Blocking Voltage @ $T_A=125^\circ\text{C}$		100							
Typical Junction Capacitance (Note 1)	$C_J$	30							pF
Typical Thermal Resistance Junction to Ambient (Note 2)	$R_{\theta JA}$	20							$^\circ\text{C}/\text{W}$
Operating Temperature Range	$T_J$	-55 to +150							$^\circ\text{C}$
Storage Temperature Range	$T_{STG}$	-55 to +150							$^\circ\text{C}$

Note: 1. Measured at 1.0 MHz and Applied reverse Voltage of 4.0V D.C

2. Leads maintained at ambient temperature at a distance of 9.5mm from the case

FIG. 1 – FORWARD CURRENT DERATING CURVE

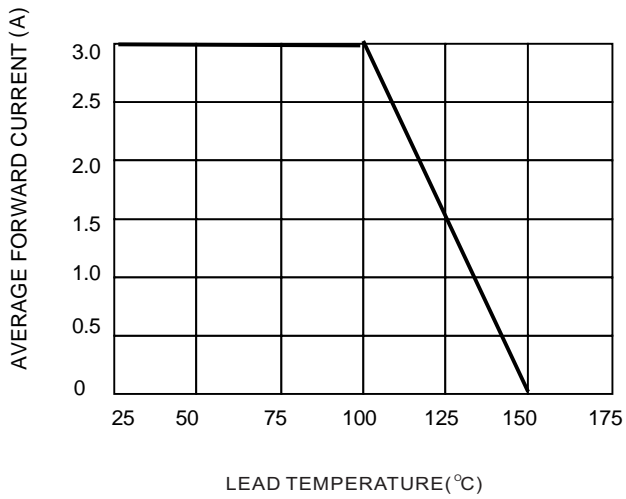


FIG.2-TYPICAL FORWARD CHARACTERISTICS

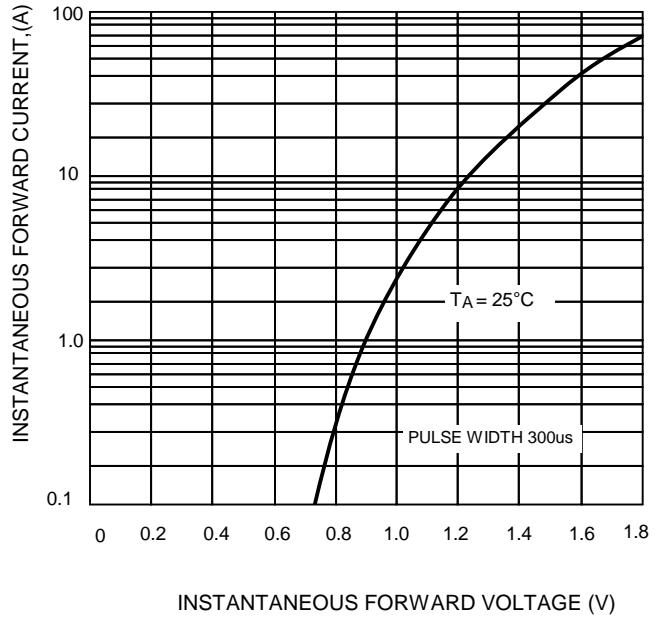


FIG. 3 – MAXIMUM NON-REPETITIVE SURGE CURRENT

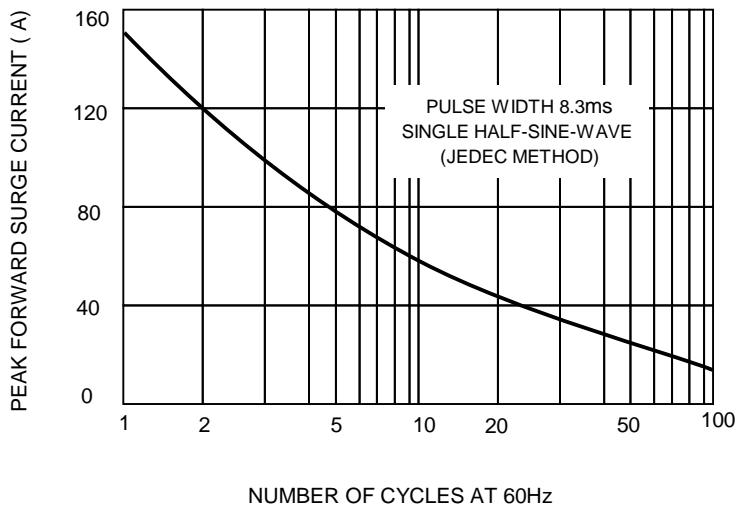
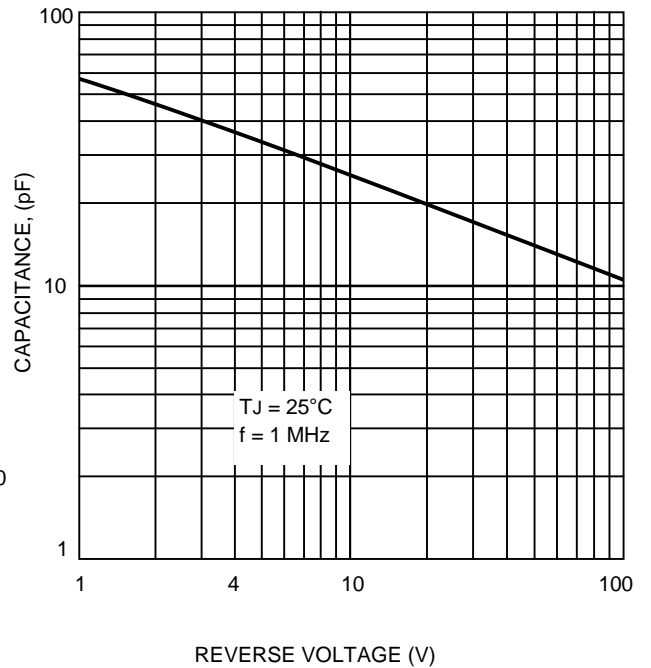


FIG.4 – TYPICAL JUNCTION CAPACITANCE



## Important Notice and Disclaimer

- Reproducing and modifying information of the document is prohibited without permission from DIYI.
- DIYI reserves the right to make changes to this document and its products and specifications at any time without notice. Customers should obtain and confirm the latest product information and specifications before final design, purchase or use.
- DIYI disclaims any and all liability arising out of the application or use of any product including damages incidentally and consequentially occurred.
- DIYI does not assume any and all implied warranties, including warranties of fitness for particular purpose, non-infringement and merchantability.
- Applications shown on the here in document are examples of standard use and operation. Customers are responsible in comprehending the suitable use in particular applications.

DIYI makes no representation or warranty that such applications will be suitable for the specified use without further testing or modification.

- The products shown here in are not designed and authorized for equipments requiring high level of reliability or relating to human life and for any applications concerning life-saving or life-sustaining, such as medical instruments, transportation equipment, aerospace machinery et cetera. Customers using or selling these products for use in such applications do so at their own risk and agree to fully indemnify DIYI for any damages resulting from such improper use or sale.
- Since DIYI uses lot number as the tracking base, please provide the lot number for tracking when complaining.

## X-ON Electronics

Largest Supplier of Electrical and Electronic Components

*Click to view similar products for [Diodes - General Purpose, Power, Switching category](#):*

*Click to view products by [DIYI manufacturer](#):*

Other Similar products are found below :

[MMBD3004S-13-F](#) [1N3611](#) [NTE156A](#) [NTE6244](#) [1SS400CST2RA](#) [SDAA13](#) [SHN2D02FUTW1T1G](#) [1N4449](#) [1N456A](#) [1N914BTR](#)  
[D291S45T](#) [BAS 16-02L E6327](#) [BAS 16-02V H6327](#) [BAS 21U E6327](#) [BAS 28 E6327](#) [BAW56DWQ-7-F](#) [BAW56M3T5G](#) [BAW75-TAP](#)  
[MM230L-CAA](#) [IDW40E65D1](#) [JAN1N3600](#) [JAN1N4454UR-1](#) [SMMSD4148T3G](#) [BYW95B/A52A](#) [NSVDAN222T1G](#) [CDSZC01100-HF](#)  
[BAV70HDW-7](#) [BAS28-7](#) [JANTX1N6640](#) [BAW56HDW-13](#) [BAS28 TR](#) [VS-HFA04SD60STR-M3](#) [1SS388-TP](#) [BAV99TQ-13-F](#)  
[BAV99HDW-13](#) [1N4004](#) [MMDB30-E28X](#) [LS4148](#) [IDV15E65D2](#) [W0503RH200S0L](#) [M0268SJ200NLF](#) [M0268RJ200NLF](#) [S3MBF](#) [US1J](#)  
[DAN217U-TP](#) [SHV-06JNS-Q](#) [IDW30C65D1](#) [IDW80C65D1](#) [VS-HFA30TA60CSR-M3](#) [M1MA152WAT1](#)