



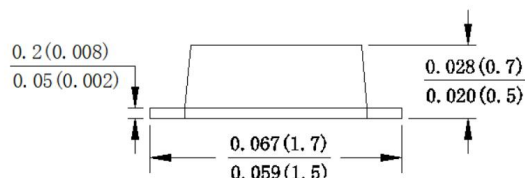
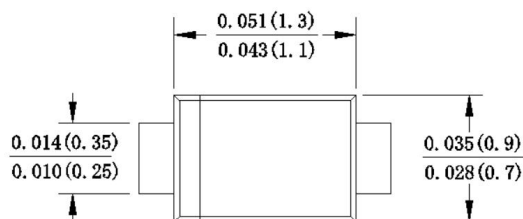
BZX584C2V4-BZX584C75

200mW Surface Mount Zener Diodes

Features

- High reliability.
- Very sharp reverse characteristic.
- Low reverse current level.
- Zener Voltage 2.4V~47V.
- Ideally suited for automated assembly processes.

SOD-523



Dimensions in inches and (millimeters)

Mechanical Data

- Case: Molded Plastic, SOD-523 .
- Epoxy: UL 94V-0 rate flame retardant
- Terminals: Plated Leads Solderable per MIL-STD-750, Method 2026.
- Polarity: marked on body.
- Mounting Position : Any.

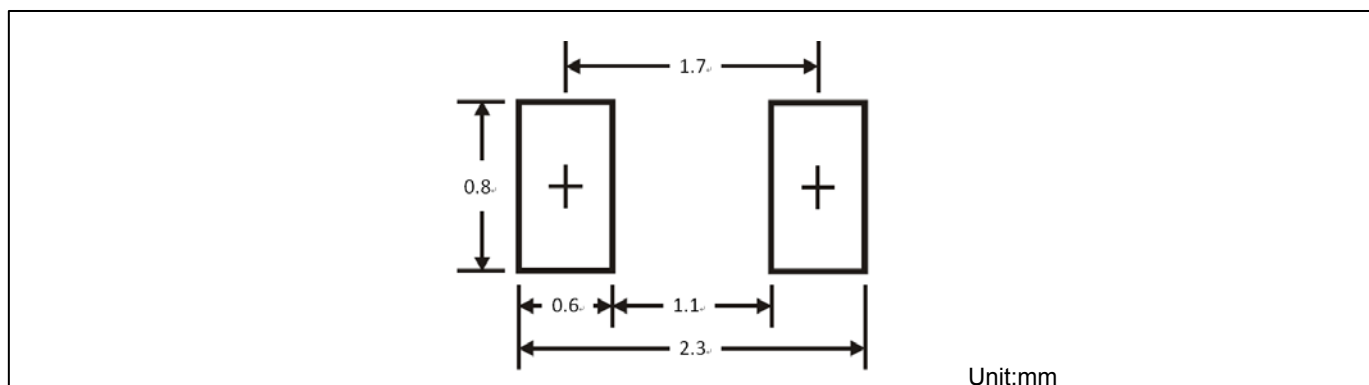
Maximum Ratings and Electrical Characteristics

Rating at 25°C ambient temperature unless otherwise specified. Single Phase, half wave, 60Hz, resistive or inductive load. For capacitive load, derate current by 20%.

Characteristic	Symbol	Value	Unit
Power Dissipation(Note 1)	PD	200	mW
Forward Voltage (Note 2) @ IF = 10mA	VF	1.0	v
Typical Thermal Resistance(Note 1)	R _{θJA}	625	°C/W
Max operating Temperature	T _j	150	°C
Storage Temperature Range	T _{STG}	-55 — +150	°C

Notes: 1. Device mounted on FR-4 board with recommended soldering footprint.

Soldering Footprint





BZX584C2V4-BZX584C75

200mW Surface Mount Zener Diodes

Electrical Characteristics Ta = 25°C unless otherwise specified

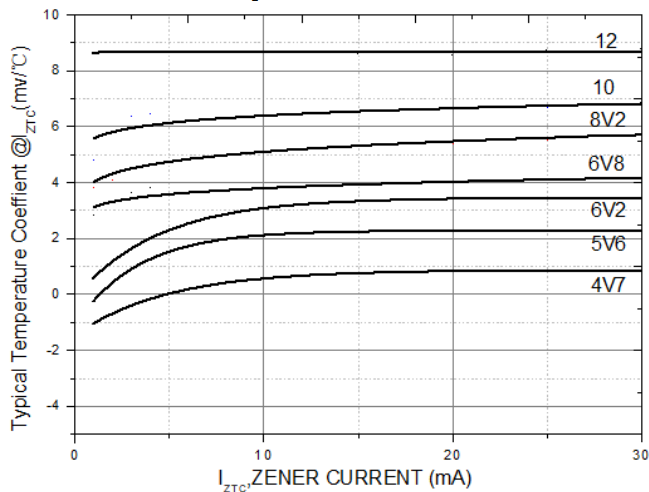
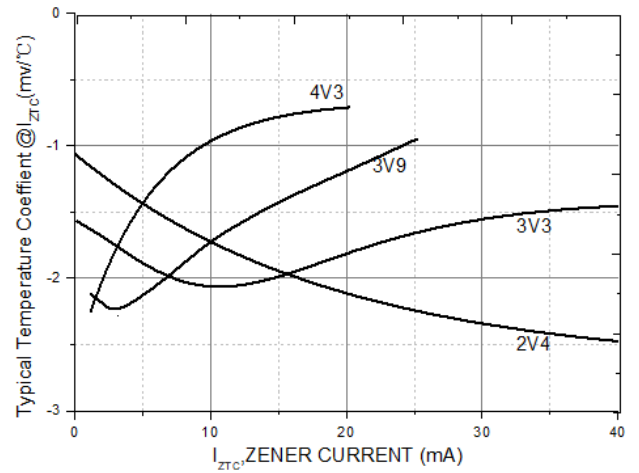
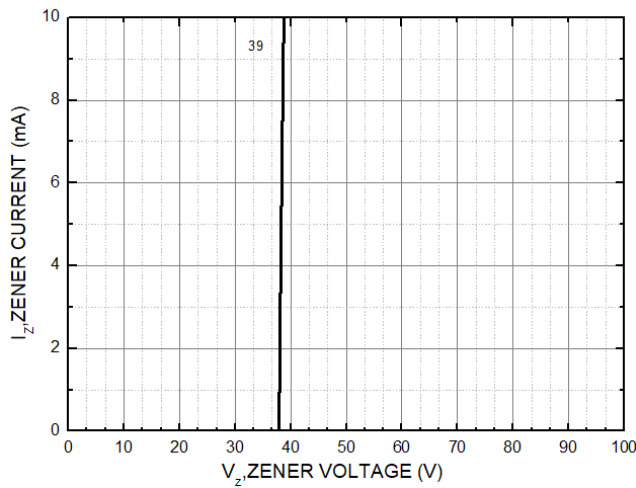
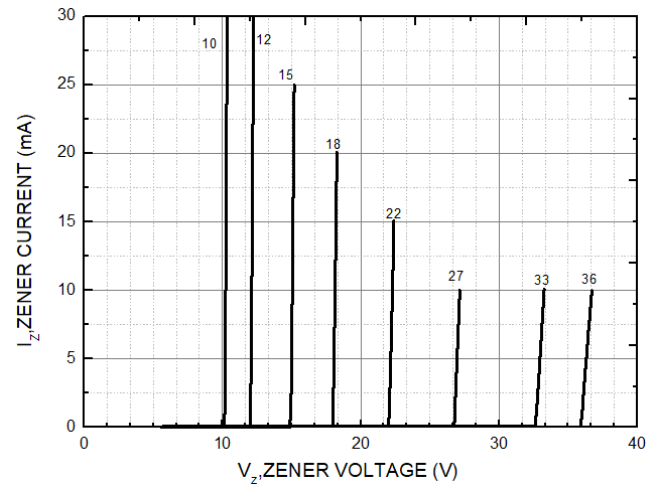
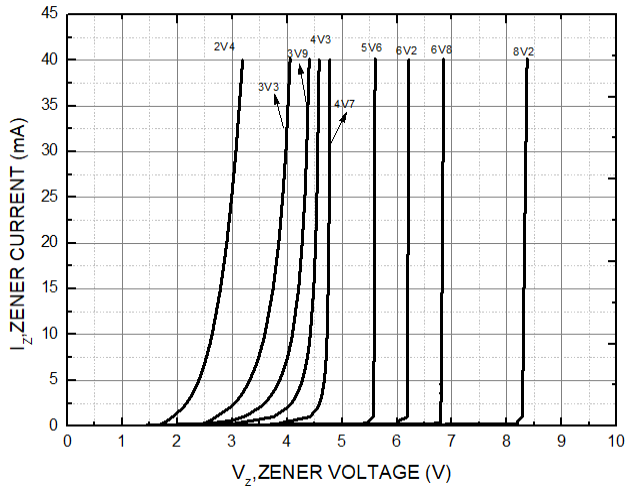
Type Number	Device Marking	V _z at I _{zT} (V)			Z _{zT} (Ω)		Z _{zK} (Ω)		I _R (μA)@V _R	
		min.	typ.	max.	I _{zT} (mA)	max.	I _{zK} (mA)	max.	max.	V _R (V)
BZX584C2V4	50	2.2	2.4	2.6	5	100	1	1000	50	1
BZX584C2V7	51	2.5	2.7	2.9	5	100	1	1000	20	1
BZX584C3V0	52	2.8	3	3.2	5	100	1	1000	10	1
BZX584C3V3	53	3.1	3.3	3.5	5	95	1	1000	5	1
BZX584C3V6	54	3.4	3.6	3.8	5	90	1	1000	5	1
BZX584C3V9	55	3.7	3.9	4.1	5	90	1	1000	3	1
BZX584C4V3	56	4	4.3	4.6	5	90	1	1000	3	1
BZX584C4V7	57	4.4	4.7	5	5	80	1	800	3	2
BZX584C5V1	58	4.8	5.1	5.4	5	60	1	500	2	2
BZX584C5V6	59	5.2	5.6	6	5	40	1	200	1	2
BZX584C6V2	5A	5.8	6.2	6.6	5	10	1	100	3	4
BZX584C6V8	5B	6.4	6.8	7.2	5	15	1	160	2	4
BZX584C7V5	5C	7	7.5	7.9	5	15	1	160	1	5
BZX584C8V2	5D	7.7	8.2	8.7	5	15	1	160	0.7	5
BZX584C9V1	5E	8.5	9.1	9.6	5	15	1	160	0.2	7
BZX584C10V	5F	9.4	10	10.6	5	20	1	160	0.1	8
BZX584C11V	5G	10.4	11	11.6	5	20	1	160	0.1	8
BZX584C12V	5H	11.4	12	12.7	5	25	1	80	0.1	8
BZX584C13V	5J	12.4	13	14.1	5	30	1	80	0.1	8
BZX584C15V	5K	14.3	15	15.8	5	30	1	80	0.05	10.5
BZX584C16V	5L	15.3	16	17.1	5	40	1	80	0.05	11.2
BZX584C18V	5M	16.8	18	19.1	5	45	1	80	0.05	12.6
BZX584C20V	5N	18.8	20	21.2	5	55	1	100	0.05	14
BZX584C22V	5P	20.8	22	23.3	5	55	1	100	0.05	15.4
BZX584C24V	5R	22.8	24	25.6	5	70	1	120	0.05	16.8
BZX584C27V	5S	25.1	27	28.9	2	80	0.5	300	0.05	18.9
BZX584C30V	5T	28	30	32	2	80	0.5	300	0.05	21
BZX584C33V	5U	31	33	35	2	80	0.5	300	0.05	23.2
BZX584C36V	5V	34	36	38	2	90	0.5	500	0.05	25.2
BZX584C39V	5X	37	39	41	2	130	0.5	500	0.05	27.3
BZX584C43V	5Y	40	43	46	2	150	0.5	500	0.05	30.1
BZX584C47V	5Z	44	47	50	2	170	0.5	500	0.05	32.9



BZX584C2V4-BZX584C75

200mW Surface Mount Zener Diodes

Typical Characteristics $T_a = 25^\circ\text{C}$ unless otherwise specified





Important Notice and Disclaimer

- Reproducing and modifying information of the document is prohibited without from XINNUO.
- XINNUO reserves the right to make changes to this document and its products and specifications.
- XINNUO disclaims any and all liability arising out of the application or use of any product including damages incidentally and consequentially occurred.
- XINNUO does not assume any and all implied warranties, including warranties of fitness for particular purpose, non-infringement and merchantability.
- Applications shown on the here in document are examples of standard use and operation. Customers are responsible in comprehending the suitable use in particular applications. XINNUO makes no representation or warranty that such applications will be suitable for the specified use without further testing or modification.
- The products shown her are not designed and authorized for equipments requiring high level of reliability or relating to human life and for any applications concerning life-saving or life-sustaining, such as medical instruments, transportation equipment, aerospace machinery et cetera. Customers using or selling these products for use in such applications do so at their own risk and agree to fully indemnify XINNUO for any damages resulting from such improper use or sale.
- Since XINNUO uses lot number as the tracking base, please provide the lot number for tracking when complaining.

X-ON Electronics

Largest Supplier of Electrical and Electronic Components

Click to view similar products for [Zener Diodes](#) category:

Click to view products by [DIYI](#) manufacturer:

Other Similar products are found below :

[RKZ13B2KG#P1](#) [DL5234B](#) [EDZTE6113B](#) [1N4682](#) [1N4693](#) [1N4732A](#) [1N4736A](#) [1N4750A](#) [1N4759ARL](#) [1N5241B](#) [1N5365B](#) [1N5369B](#)
[1N747A](#) [1N964B](#) [1N966B](#) [1N968B](#) [1N972B](#) [JANS1N4974US](#) [JANTX1N5907](#) [1N4692](#) [1N4700](#) [1N4702](#) [1N4704](#) [1N4711](#) [1N4714](#)
[1N4745ARL](#) [1N4752ARL](#) [1N4760ARL](#) [1N5221B](#) [1N5242BTR](#) [1N5350B](#) [1N5352B](#) [1N961BRR1](#) [1N964BRL](#) [RKZ5.1BKU#P6](#)
[3SMAJ5946B-TP](#) [3SMAJ5950B-TP](#) [3SMBJ5925B-TP](#) [MMSZ5230BQ-13-F](#) [MMSZ5232BQ-13-F](#) [BZX84C7V5](#) [3SMAJ5945B-TP](#)
[3SMAJ5947B-TP](#) [3SMBJ5941B-TP](#) [DL4732A-T3](#) [DZ2S240M0L](#) [SMAZ27-TP](#) [ZMM5224B-7](#) [RD16UM-T1-A](#) [RD39S-T1-A](#)