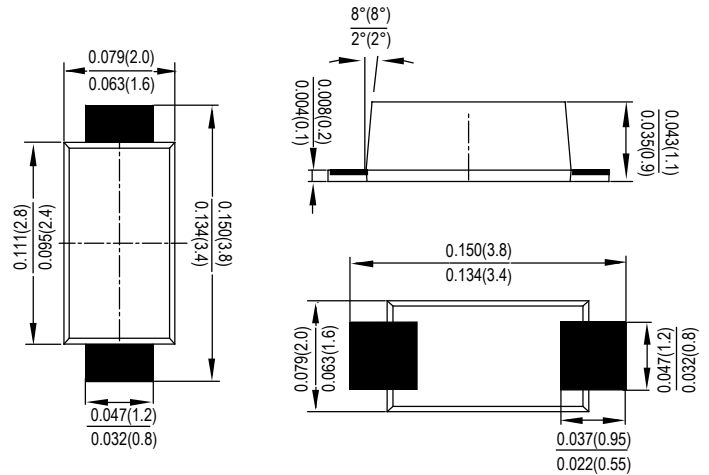


Features

- The plastic package carries Underwriters Laboratory Flammability Classification 94V-0
- Metal silicon junction, majority carrier conduction
- Low power loss, high efficiency
- High temperature soldering guaranteed: 260°C / 10 seconds, 0.375" (9.5mm) lead length, 5 lbs. (2.3kg) tension

SOD-123FL



Dimensions in inches and (millimeters)

Mechanical Data

- Case: SOD-123FL, molded plastic
- Terminals: plated leads solderable per MIL-STD-750, Method 2026
- Polarity: Color band denotes cathode end
- Mounting position: Any

Maximum Ratings and Electrical Characteristics

Rating at 25°C ambient temperature unless otherwise specified.

Single Phase, half wave, 60Hz, resistive or inductive load.

For capacitive load, derate current by 20%.

TYPE NUMBER	SYMBOL	DSS32	DSS33	DSS34	DSS35	DSS36	DSS38	DSS310	DSS315	DSS320	DSS325	UNITS
	Code	D32	D33	D34	D35	D36	D38	D310	D315	D320	D325	
Peak Repetitive Reverse Voltage	V_{RRM}											V
Working Peak Reverse Voltage	V_{RWM}	20	30	40	50	60	80	100	150	200	250	
DC Blocking Voltage	V_{DC}											
RMS Reverse Voltage	V_{RMS}	14	21	28	35	42	56	70	105	140	175	V
Average Rectified Output Current @ $T_L=90^\circ\text{C}$	$F_{(AV)}$	3.0										A
Non-Repetitive Peak Forward Surge Current 8.3ms Single half sine-wave superimposed on rated load (JEDEC Method)	I_{FSM}	80										A
I^2t Rating for Fusing ($t < 8.3\text{ms}$)	I^2t	26.560										A^2s
Forward Voltage per element @ $I_F=3.0\text{A}$	V_{FM}	0.55			0.7		0.85		0.92		0.95	V
Peak Reverse Current @ $T_A=25^\circ\text{C}$ At Rated DC Blocking Voltage @ $T_A=100^\circ\text{C}$	I_R	0.1					0.05					mA
		10					5					
Operating junction temperature range	T_J	-55to+150										$^\circ\text{C}$
Operating and Storage Temperature Range	T_{STG}	-55to+150										$^\circ\text{C}$

FIG. 1- FORWARD CURRENT DERATING CURVE

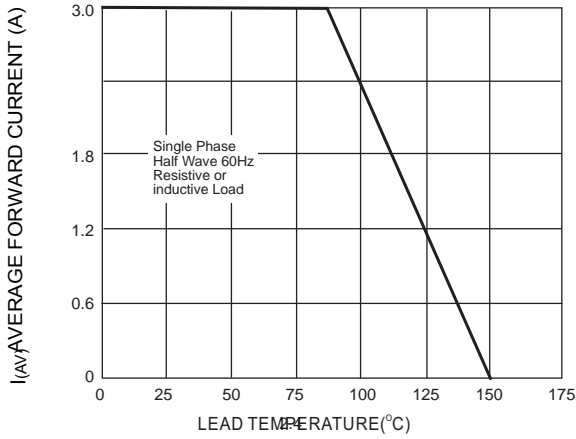


FIG. 2-TYPICAL INSTANTANEOUS FORWARD CHARACTERISTICS

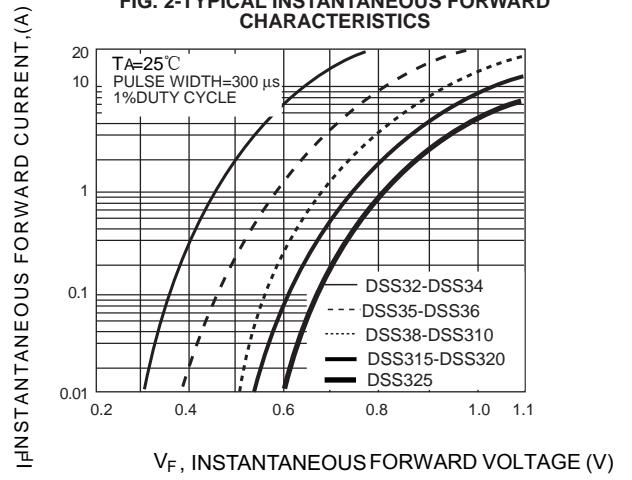


FIG. 3-MAXIMUM NON-REPETITIVE PEAK FORWARD SURGE CURRENT

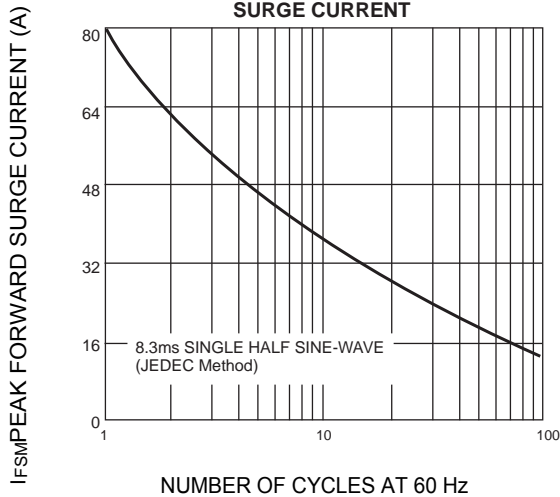


FIG. 4-TYPICAL REVERSE CHARACTERISTICS

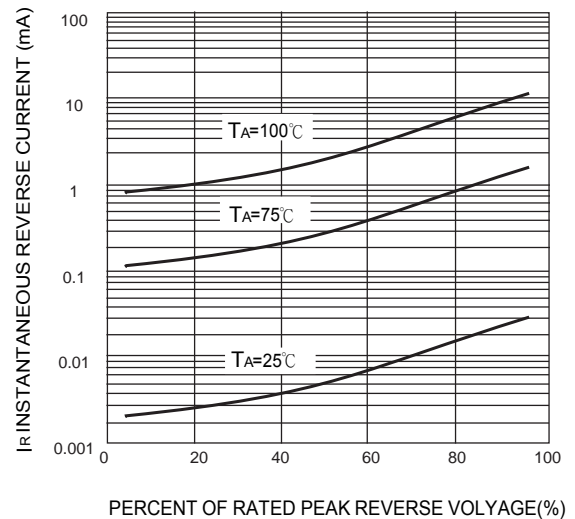
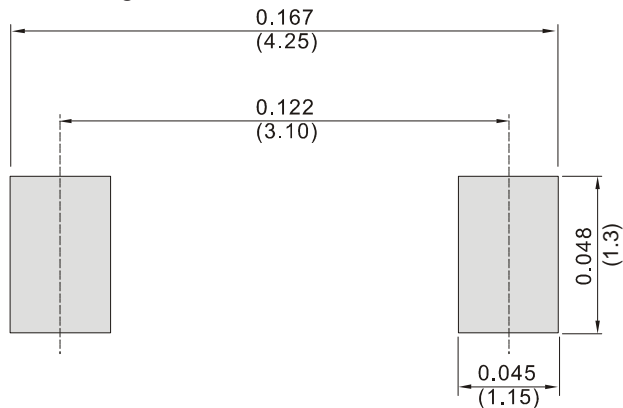


Fig.5 TYPICAL CAPACITANCE



Important Notice and Disclaimer

- Reproducing and modifying information of the document is prohibited without permission from DIYI.
- DIYI reserves the right to make changes to this document and its products and specifications at any time without notice. Customers should obtain and confirm the latest product information and specifications before final design, purchase or use.
- DIYI disclaims any and all liability arising out of the application or use of any product including damages incidentally and consequentially occurred.
- DIYI does not assume any and all implied warranties, including warranties of fitness for particular purpose, non-infringement and merchantability.
- Applications shown on the herein document are examples of standard use and operation. Customers are responsible in comprehending the suitable use in particular applications.
DIYI makes no representation or warranty that such applications will be suitable for the specified use without further testing or modification.
- The products shown herein are not designed and authorized for equipments requiring high level of reliability or relating to human life and for any applications concerning life-saving or life-sustaining, such as medical instruments, transportation equipment, aerospace machinery et cetera. Customers using or selling these products for use in such applications do so at their own risk and agree to fully indemnify DIYI for any damages resulting from such improper use or sale.
- Since DIYI uses lot number as the tracking base, please provide the lot number for tracking when complaining.

X-ON Electronics

Largest Supplier of Electrical and Electronic Components

Click to view similar products for [Schottky Diodes & Rectifiers](#) category:

Click to view products by [DIYI](#) manufacturer:

Other Similar products are found below :

[CUS06\(Te85L,Q,M\)](#) [MA4E2039](#) [D1FH3-5063](#) [MBR0530L-TP](#) [MBR10100CT-BP](#) [MBR30H100MFST1G](#) [MMBD301M3T5G](#) [PMAD1103-LF](#) [PMAD1108-LF](#) [RB160M-50TR](#) [RB520S-30](#) [RB551V-30](#) [DD350N18K](#) [DZ435N40K](#) [DZ600N16K](#) [BAS16E6433HTMA1](#) [BAS 3010S-02LRH E6327](#) [BAT 54-02LRH E6327](#) [IDL02G65C5XUMA1](#) [NSR05F40QNXT5G](#) [NSVR05F40NXT5G](#) [JANS1N6640](#) [SB07-03C-TB-H](#) [SB1003M3-TL-W](#) [SBAT54CWT1G](#) [SBM30-03-TR-E](#) [SBS818-TL-E](#) [SK32A-LTP](#) [SK33A-TP](#) [SK34A-TP](#) [SK34B-TP](#) [SMD1200PL-TP](#) [ACDBN160-HF](#) [SS3003CH-TL-E](#) [STPS30S45CW](#) [PDS3100Q-7](#) [GA01SHT18](#) [CRS10I30A\(Te85L,QM\)](#) [MBR1240MFST1G](#) [MBRB30H30CT-1G](#) [BAS28E6433HTMA1](#) [BAS 70-02L E6327](#) [HSB123JTR-E](#) [JANTX1N5712-1](#) [VS-STPS40L45CW-N3](#) [DD350N12K](#) [SB007-03C-TB-E](#) [SB10015M-TL-E](#) [SB1003M3-TL-E](#) [SK110-LTP](#)